

CUSTOMER SERVICE IS OUR GOAL



# 2026 WHOLESALE CATALOG

*Partnering with you in the dairy industry.*

**888-880-3933**

3772 East Newport Road, Gordonville, PA 17529

OPEN: Monday - Friday 7:30am - 4:30pm est

Phone: 717-768-7560

[www.ezmilking.com](http://www.ezmilking.com)

Fax: 877-204-7628



*Partnering with you in the dairy industry.*

## PRODUCT DISCLAIMER – 2026

This catalog is a listing of E-Zee's NEW, and some REBUILT, items. NOTICE: The majority of new items are replacements or copies of original products. In most cases they will be identified with the word "replacement." Some rebuilt items use some of our replacement parts. These replacements are not original to the manufacturer and have not been licensed by, recommended by, or endorsed by the manufacturer. All trademarks and service marks are the property of their respective owners.

E-Zee Milking Equipment, LLC is not an authorized dealer or representative for DeLaval®, Conewango®, Universal®, Germania®, Westfalia®, Surge®, IBA®, Bou-Matic®, Thomsen® and Mueller®. \*DeLaval®, Universal®, and Germania® are registered trademarks of DeLaval Inc.

\*\* Surge® and Westfalia® are registered trademarks of GEA Westfalia-Surge Inc. \*\*\*Bou-Matic® is a registered trademark of Bou-Matic LLC. IBA® is a registered trademark of IBA, Inc. Thomsen® a registered trademark of Thomsen. Mueller® is a registered trademark of Paul Mueller Company.

## RETURNED GOODS

All returned items need to have a copy of the invoice, from when the items were originally purchased, and a completed RMA form, [see page 146](#). Items returned **within 2 months** from the invoice date and in new condition, will not have a restocking charge applied. Anything returned from **2-6 months there is a 10%** restocking charge, **6 months - 1 year 20%, over 1 year 50%**. E-Zee will not be responsible for any shipping costs on incorrect orders that were placed **without** our part number.

## TERMS

Our terms are net 30 days with approved credit. If you cannot supply us with a good credit history, your order will either have to be sent COD, or paid with a credit card before it is shipped. Credit card fees may apply.

## PLEASE NOTE:

Regular orders that are **under \$35.00** are subject to a \$5.00 handling charge. Drop shipped orders that are **under \$50.00** are subject to a \$5.00 handling charge

## WARRANTIES

E-Zee's warranty covers all material and workmanship defects at the time of the sale. A 1 year warranty applies to most new products, 18 months on all new circuit boards, from date of sale, and 30 days on used equipment, unless otherwise noted. **DISCLAIMER OF WARRANTIES: THE PRODUCTS ARE SOLD WITH NO WARRANTY OF FITNESS FOR A PARTICULAR PURPOSE AND NO WARRANTY OF MERCHANTABILITY – THERE ARE NO OTHER WARRANTIES (WHETHER EXPRESS OR IMPLIED) OF ANY KIND** other than E-Zee's obligation to either replace the defective product(s), or issue a full credit for any defective product that is received by E-Zee Milking Equipment, LLC at 3772 East Newport Road, Gordonville, PA 17529 or any of our E-Zee locations, and accompanied by a copy of the original invoice. If any product is not capable of replacement (as E-Zee in its sole discretion may determine), E-Zee will issue a full credit for that product's actual purchase price (not including shipping and handling costs, if any) to the purchasing customer. E-Zee is not responsible for any extra labor charges, that you may incur, on any warranty work. We will not be responsible for any damages, loss, expenses incurred or any other consequential damages, of any kind, that arise from misuse or the inability to use or install any of our products correctly. All products are sold with the understanding that the end user will test these products in actual use and determine the adaptability of their intended use.

## ORDERING/SHIPPING/PRICING

We will try to ship all orders the same day we receive them, providing we receive them by 12:00 Noon (EST), or if it requires air shipping, or if you ask us to prioritize an order that is urgent. Any special orders or orders without part numbers may need at least one extra day to process. [See page 145 for our order form.](#)

**NOTE: Prices are subject to change without notice.**

Watch for the little **blue ovals** that will direct you to an illustration in the back.



And look for our "E-ZEE Milking Logo" throughout the catalog, for the items we are making in-house.

Main Sales Division / Takeoff Division.....**888-880-3933**  
Pump Division – **John Lapp** ..... **888-304-6276**  
Circuit Board Repairs – **Omar Esh** ..... **888-768-3928**  
Receivers & Stainless Welding – **Steven Stoltzfoos** .. **800-768-0887**



## Complete Flo Star® Claws Vented – Udel

<b>14391</b>	5/8" ID	Standard claw	with valve
<b>14392</b>	5/8" ID	Standard claw	without valve
<b>14393</b>	5/8" ID	Classic claw	with valve
<b>14394</b>	5/8" ID	Classic claw	without valve

## Complete Flo Star® Claws Non-Vented – Udel

<b>14395</b>	5/8" ID	Standard claw	with valve
<b>14396</b>	5/8" ID	Standard claw	without valve
<b>14397</b>	5/8" ID	Classic claw	with valve
<b>14398</b>	5/8" ID	Classic claw	without valve

### Udel Claw Tops

<b>14429</b>	Standard top, <u>vented</u>
<b>14430</b>	Standard top, <u>non vented</u>
<b>14451</b>	Classic top, <u>vented</u>
<b>14450</b>	Classic top, <u>non vented</u>

### Flo Star® Bases

<b>14425</b>	Claw base with valve hole
<b>14426</b>	Claw base without valve hole

### Original Flo Star® Claw Parts

<b>04048</b>	Claw top, MAX, <u>non vent</u> , (BM #8512527)
<b>04049</b>	Claw top, MAX, <u>vented</u> , (BM #8512527)

### Rubber Parts

<b>14440</b>	Bowl gasket
<b>14431</b>	Top seal for <u>Standard</u> claw
<b>14437</b>	Top seal for <u>Classic</u> claw
<b>14448</b>	Shutoff valve
<b>14445</b>	Shutoff clip
<b>14405</b>	N/S small center seal, with insert
<b>14406</b>	Small o-ring for bumper shaft
<b>14414</b>	Bumper for <u>Classic</u> claw
<b>14415</b>	Bumper for <u>Standard</u> claw

### Miscellaneous Claw Parts

<b>14402</b>	Nut, for valve
<b>14449</b>	Valve handle
<b>14403</b>	Washer, for claw valve
<b>14409</b>	Spring, for valve
<b>14410</b>	Stainless top knob
<b>14411</b>	Star lock washer, for top knob
<b>14412</b>	Stainless L hanger
<b>14447</b>	Sleeve
<b>14435</b>	Stainless CIP hanger, L bracket

Illustration pg. 149

## Complete Flo Star® Claws Vented – Radel

<b>14381</b>	5/8" ID	Standard claw	with valve
<b>14382</b>	5/8" ID	Standard claw	without valve
<b>14383</b>	5/8" ID	Classic claw	with valve
<b>14384</b>	5/8" ID	Classic claw	without valve

## Complete Flo Star® Claws Non-Vented – Radel

<b>14385</b>	5/8" ID	Standard claw	with valve
<b>14386</b>	5/8" ID	Standard claw	without valve
<b>14387</b>	5/8" ID	Classic claw	with valve
<b>14388</b>	5/8" ID	Classic claw	without valve

### Radel Claw Tops


<b>14463</b>	Standard top, vented
<b>14461</b>	Standard top, non vented
<b>14467</b>	Classic top, vented
<b>14465</b>	Classic top, non vented



14414



14412



14435



14391



2 1/2"

Higher Profile = Standard



14392



2"

Low Profile = Classic

## New Style Claw Kits

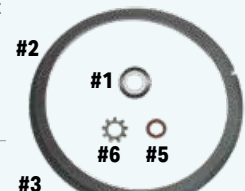
N/S Kits include rubber seal & Insert

Kits will work for both Classic and the Standard claws

**14421** 6 Piece N/S claw kit, for claw without valve and All Flo Star® Max claws

**INCLUDES:**

- #1 – 14405 – Rubber seal with insert
- #2 – 14440 – Bowl gasket
- #3 – 14431 – Top seal for standard
- #4 – 14437 – Top seal for classic
- #5 – 14406 – Silicone o-ring
- #6 – 14411 – Star washer for hanger



**14420** 9 Piece N/S claw kit, for claw with valve

**INCLUDES:**

- #1 – 14405 – Rubber seal with insert
- #2 – 14440 – Bowl gasket
- #3 – 14431 – Top seal for standard
- #4 – 14437 – Top seal for classic
- #5 – 14406 – Silicone o-ring
- #6 – 14449 – Star washer for hanger
- #7 – 14445 – Shut off clip
- #8 – 14409 – Spring
- #9 – 14448 – Shutoff valve



## Valve Kit

**14443** Valve kit for Flo-Star®

**INCLUDES:**

- #1 – 14449 – Valve handle
- #2 – 14402 – Nut
- #3 – 14403 – Washer
- #4 – 14409 – Spring
- #5 – 14445 – Shut off clip
- #6 – 14447 – Sleeve for shutoff
- #7 – 14448 – Shutoff valve



## 300cc Claws with Radel Bowl

Illustration pg. 148

Complete Claws vented, **without valves**

	<i>Twin</i>	<i>x</i>	<i>Air</i>	<i>Stainless Air Chamber</i>
<b>13304</b>	9/32"	x	9/32"	Side to side
<b>13305</b>	9/32"	x	9/32"	Back to front
<b>13306</b>	3/8"	x	1/4"	Back to front
<b>13307</b>	3/8"	x	9/32"	Back to front
<b>13314</b>	1/4"	x	1/4"	Back to front
	<i>Twin</i>	<i>x</i>	<i>Air</i>	<i>Plastic Air Chamber</i>
<b>13300</b>	9/32"	x	9/32"	Side to side
<b>13312</b>	9/32"	x	9/32"	Back to front

Complete Claws vented, **with valves**

	<i>Twin</i>	<i>x</i>	<i>Air</i>	<i>Stainless Air Chamber</i>
<b>14326</b>	9/32"	x	9/32"	Side to side
<b>14327</b>	9/32"	x	9/32"	Back to front
<b>14328</b>	3/8"	x	1/4"	Back to front
<b>14329</b>	3/8"	x	9/32"	Back to front
<b>14333</b>	1/4"	x	1/4"	Back to front
	<i>Twin</i>	<i>x</i>	<i>Air</i>	<i>Plastic Air Chamber</i>
<b>14300</b>	9/32"	x	9/32"	Side to side
<b>14331</b>	9/32"	x	9/32"	Back to front

To order a claw with a non-vented top, just add **-NV** to the part # – for example: **13304-NV**

## 300e Claws with Radel Bowl

Complete Claws vented, **without valves**


	<i>Twin</i>	<i>x</i>	<i>Air</i>	<i>Stainless Air Chamber</i>
<b>14201</b>	9/32"	x	9/32"	Side to side
<b>14202</b>	9/32"	x	9/32"	Back to front
<b>14202-P</b>	9/32"	x	9/32"	Back to front extended air tee, for parallel
<b>14203</b>	3/8"	x	1/4"	Back to front
<b>14204</b>	3/8"	x	9/32"	Back to front
<b>14206</b>	1/4"	x	1/4"	Back to front
	<i>Twin</i>	<i>x</i>	<i>Air</i>	<i>Plastic Air Chamber</i>
<b>14200</b>	9/32"	x	9/32"	Side to side
<b>14205</b>	9/32"	x	9/32"	Back to front

Complete Claws vented, **with valves**

	<i>Twin</i>	<i>x</i>	<i>Air</i>	<i>Stainless Air Chamber</i>
<b>14254</b>	9/32"	x	9/32"	Side to side
<b>14259</b>	9/32"	x	9/32"	Back to front
<b>14255</b>	3/8"	x	1/4"	Back to front
<b>14256</b>	3/8"	x	9/32"	Back to front
<b>14258</b>	1/4"	x	1/4"	Back to front
	<i>Twin</i>	<i>x</i>	<i>Air</i>	<i>Plastic Air Chamber</i>
<b>14253</b>	9/32"	x	9/32"	Side to side
<b>14257</b>	9/32"	x	9/32"	Back to front

To order a claw with a non-vented top, just add **-NV** to the part # – for example: **14201-NV**Air Chambers, ONLY  
For 300cc & 300e

	<i>Twin</i>	<i>x</i>	<i>Air</i>	<i>Stainless Air Chamber</i>
<b>14320</b>	9/32"	x	9/32"	Side to side
<b>14324</b>	9/32"	x	9/32"	Back to front
<b>14321</b>	3/8"	x	9/32"	Back to front
<b>14323</b>	3/8"	x	1/4"	Back to front
<b>14324-1</b>	9/32"	x	9/32"	Back to front, extended air tee
<b>14336</b>	1/4"	x	1/4"	Back to front
<b>14337</b>	9/32"	x	1/4"	Back to front* *air tubes parallel with milk nipples
	<i>Twin</i>	<i>x</i>	<i>Air</i>	<i>Plastic Air Chamber</i>
<b>14309</b>	9/32"	x	9/32"	Side to side
<b>14335</b>	9/32"	x	9/32"	Back to front



14320



14309

## Bowls, ONLY – For 300cc &amp; 300e

**13350** Bowl, (Radel), *without valve***14350** Bowl, (Radel), *with valve*

## Bowl Kits – For 300cc &amp; 300e

**13360** Kit, *without valve***INCLUDES:** Radel bowl, bowl gasket, small center seal, & rubber bumper**14360** Kit, *with valve***INCLUDES:** Radel bowl, bowl gasket, small center seal, rubber bumper, shutoff valve & shutoff clip

## Stainless Top Hanger with Hook

The Kleen Flo® claws are also available with the Surge® style hooks.

To order claws with the hooks use the regular part # plus **#14347**.**Also add \$14 to the cost of the claw.**If ordering separately order part **14346**



### Claw Top Kits – For 300cc



13319

with Plastic Air Chamber – specify size and style needed

**13319** Top kit, for claw without valve

**14319** Top kit, for claw with valve

with Stainless Air Chamber – specify size and style needed

**13320** Top kit, for claw without valve

**14349** Top kit, for claw with valve

### Claw Top Kits – For 300e



13319-1

with Plastic Air Chamber – specify size and style needed

**13319-1** Top kit, for claw without valve

**14319-1** Top kit, for claw with valve

with Stainless Air Chamber – specify size and style needed

**13320-1** Top kit, for claw without valve

**14349-1** Top kit, for claw with valve

### Claw Bowl Kits – For 300cc & 300e



13374

with Plastic Air Chamber specify size and style needed

**13374** Bowl kit, for claw without valve hole

**14372** Bowl kit, for claw with valve hole

with Stainless Air Chamber specify size and style needed

**13370** Bowl kit, for claw without valve

**14370** Bowl kit, for claw with valve

### Rubber Parts Kits – For 300cc & 300e

**13325** Kit, for claw without valve

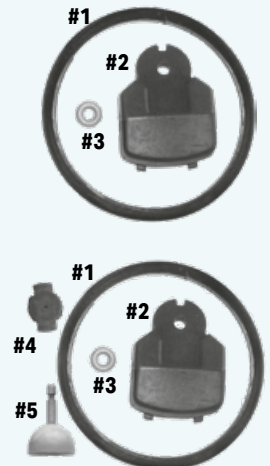
**INCLUDES:**

- #1 – 14305 Bowl gasket,
- #2 – 14306 Rubber bumper
- #3 – 14307 Small gray center seal

**14355** Kit, for claw with valve

**INCLUDES:**

- #1 – 14305 Bowl gasket,
- #2 – 14306 Rubber bumper
- #3 – 14307 Small gray center seal
- #4 – 14302 Shutoff clip
- #5 – 14351 Gray shutoff



### Miscellaneous Parts For 300cc & 300e

**14315** Stainless top vented, for 300cc

**14340** Stainless top non vented, for 300cc

**14316** Stainless top vented, for 300E

**14314** Stainless top non vented, for 300E

**14346** Stainless top hanger, with hook, for 300cc

**14312** Stainless top bracket, with loop, for 300cc

**14317** Stainless top nut (replaces plastic one)

**14313** Black plastic nut

**14304** Bolt holder, for shut off

**13308** Bolt, for claw without valve

**14308** Bolt, for claw with valve

**14318** Stainless flat tab, for bolt holder

**14302** Shut off clip

**14306** Rubber bumper

**14307** Small gray center gasket

**14325** Stainless top bracket w/o loop, shorter profile, for 300cc


**14352** Black rubber shut off valve

**14351** Gray shut off valve

**14322** Light weight claw hanger, for 300cc

**14343** Lock washer, for 300cc claw

**14344** Stainless CIP bracket



14344



14313



14312



14325



Illustration pg. 147

## Super Lite Claws

- 10876** Complete claw with valve & with 10895 bowl
- 10875** Complete claw without valve & with 10894 bowl
- 10887** Claw top kit – less bowl (air chamber, gaskets, hanger and screws)

## Parts For Original Super & Super Lite Claws

- 10873** Bowl gasket, for original Super claw
- 10881** Bumper, for Super claw
- 10884** Air chamber, for Super Lite claw
- 10899** Gasket, for Super Lite air chamber
- 10885** Top stainless hanger with loop, for Super Lite
- 10883** Screw, for Super Lite claw top
- 10882** Clear plastic vent, for Super claw (larger vent)
- 10864** Shutoff clip
- 10862** White shutoff
- 23105** Rubber Y, to convert to single pulsation
- 23106** Plastic insert, for rubber Y

## Super Bowl, ONLY

- 10894** Super bowl, without valve hole
- 10895** Super bowl, with valve hole (interchanges with the white shutoff)

## Super Bowl Kit

- 10896** Kit, without valve hole (Bowl, gasket and bumper)
- 10897** Kit with valve hole (Bowl, gasket, bumper & shutoff) (interchanges with the white shutoff)

## Parts for E-Zee's Super Claw Only

**These parts DO NOT interchange with the original**

- 10878** Complete Super bowl kit
- 10890** Super bowl, only, with valve hole
- 10891** Thicker gasket with lip
- 10861** Shutoff

## Complete Alternating Flow-View Style Claws

- 10867** Flow-View claw, with **10860** bowl

## Replacement and Original Parts For Flow-View Claws

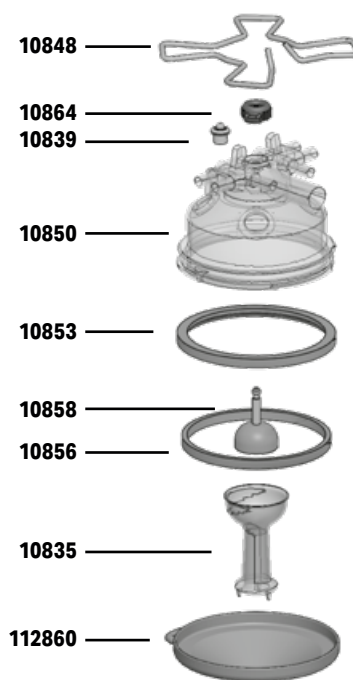
- 10869** Stainless top, only
- 10863** Complete Flow-View bowl kit, 180cc (bowl gasket, bumper, shutoff and shutoff clip)
- 10860** Bowl only, for DL style Flow-View claw, 180cc
- 10865** Bowl gasket, for replacement Flow-View bowl, only
- 10871** Bowl, with bumper
- 10866** Bowl gasket, for Original bowl
- 10861** Shutoff, for Flow-View bowl, not for original claw
- 10864** Shut off clip
- 10870** Bumper, for Flow-View claw, not for original claw
- 10888** White vent, for original O/S, (smaller vent)

## Replacement Parts for New Style Harmony®

- 10840** Complete New Style Claw, with valve and used base
- 10845** Complete claw kit, (top, liner support, gaskets, shutoff, shutoff clip and vent)
- 10850** Replacement tops
- 10825** Top, with valve hole plugged (Not Pictured)
- 10828** Kit, without valve hole, (support, both gaskets, and top)
- 10864** Shutoff clip
- 10856** Inner gasket
- 10853** Outer gasket
- 10848** Liner support
- 10839** Vent (w/ plastic bubble – can interchange w/OS)
- 10858** Shutoff for bowl
- 10835** Center milk tube
- 112860** Used original stainless base
- 10851** Takeoff loop (Not Pictured)
- 10829** Plug, to convert claw with shutoff hole to without hole (Not Pictured)

## Replacement Parts for Old Style Harmony®

- 10857** Thick shutoff clip
- 10854** Outer gasket for bowl
- 112855** **USED** liner support
- 10837** Vent (w/ flat round plate w/ hole)
- 10852** Side clip





## Tidal-Flo®



- 64579** Complete claw, die cast base & T-F style top, with black manifold
- 64575** Complete claw *without tee*, die cast base and T-F style top, with clear spacer (requires a loose air tee – not shown)



## Replacement Parts



- |   |   |
|---|---|
| <b>64580</b> Bowl, vented                                     | <b>64564</b> Small side spacer for claw bowl (use 2 per claw) |
| <b>64581</b> Bowl, non vented                                 | <b>64551</b> Side bolt  |
| <b>64585</b> Gasket   | <b>64552</b> Lock nut   |
| <b>64572</b> Top stainless plate with loop, countersunk holes | <b>64563</b> Knurled nut                                      |
| <b>64556</b> Top loop screw with flat head, v shaped          | <b>64582</b> Stainless die cast bottom, only                  |
| <b>64583</b> Top spacer, for claw bowl                        | <b>64584</b> Black manifold                                   |

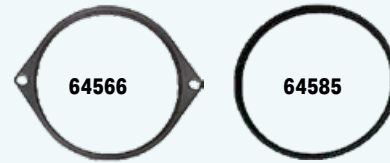
## Full-View®

Also called Sta Rite

**64590**



For Parlor or Herringbone Systems



**64592**



- Back nipples are closer
- Less squawking
- Less slippage

- |   |
|---|
| <b>64590</b> Old style bowl, vented           |
| <b>64591</b> New style bowl, non-vented       |
| <b>64592</b> New style bowl, vented           |
| <b>64585</b> Gasket                           |
| <b>64566</b> Gasket for light Universal® claw |
| <b>64563</b> Knurled nut                      |
| <b>64582</b> Stainless die cast bottom, only  |

## Replacement Parts for Germania® and California Claws

- |  |
|--|
| <b>10041</b> Lathe cut window  |
| <b>10042</b> Molded window   |
| <b>10044</b> White gaskets   |
| <b>10046</b> Window clips  |
| <b>10048</b> White plugs, for Germania®, 5/8"                                |
| <b>10049</b> White plugs, for Germania®, 3/4"                                |
| <b>10052</b> Stainless CIP U-hook, to weld onto GM style claw 1" x 1 1/8" ID |

SEE PAGE 8 for our full line of air tees, including the wider 3/4" version.



**10042**

## Replacement Claw Parts for BouMatic® and/or IBA®

- |  |
|--|
| <b>10021</b> Window, for BM or IBA®  |
| <b>10023</b> Gray window gasket, for BM or IBA®  |
| <b>10031</b> Rubber pad, for bottom unload BM style claws (Currently only available for standard/herringbone body claws) |
| <b>21917</b> O-Ring for ss shutoff on 10495 claw   |
| <b>21919</b> Tab gasket for ss shutoff on 10495 claw   |
| <b>21912</b> O-ring, for valve on 5/8" BM barrel claw (2 needed)   |
| <b>10034</b> Tab gasket, for valve on 5/8" BM barrel claw (1 needed)   |
| <b>10027</b> Window clip, for BM or IBA®   |
| <b>10028</b> White top plug, for 5/8" BM or IBA®   |
| <b>10049</b> White top plug, for 3/4" BM or IBA®   |

## Replacement Parts For Westfalia® Barrel Claws

- |  |
|--|
| <b>10062</b> Window  |
| <b>10064</b> Window gasket                                     |
| <b>10058</b> Bumper, for standard claw with smooth sides       |
| <b>10059</b> Bumper, for back flush with grooves to hold glass |
| <b>10055</b> Stainless valve (replaces the plastic)            |
| <b>10056</b> O-ring, for stainless or plastic valve            |

## Replacement Parts For Beco® Claws

- |                            |
|----------------------------|
| <b>10066</b> Window        |
| <b>10068</b> Window gasket |

- |  |
|--|
| <b>10019</b> Window removal tool for barrel claw |
|--|

## Bottom Unload Claws



**11470**

Back to front  
for Surge® barbed, as pictured

**11472**

Air tee for oval claw, 3/8 inch x 1/32 inch smooth,  
(not pictured)



**11483**

1/32 inch single tee



**11480**

1/32 inch side to side tee



**11445**

3/32 inch for BM Flo-Star®  
Classic Claw (flared)



**11440**

1/4 inch back to front tee

**11420**

3/32 inch back to front tee

## Top Unload Claws



**10340** 3/32 inch back to front tee, standard for GM

**10160** 1/4 inch back to front tee, for IBA®, shorter width

**10170** 3/32 inch back to front tee, for IBA®, shorter width



**11487** 1/4 inch x 3/8 inch for Surge®

**11488** 1/4 inch x 3/8 inch for Surge®, with extended  
tube for parallel style claws



**10350** 3/32 inch side to side standard version

**10353** 3/32 inch side to side for 3/4 inch claw, wider version

**10140** 1/4 inch side to side for IBA® shorter version

**10150** 3/32 inch side to side for IBA® shorter version

## Replacement Parts for Surge® Claws

**10442** Window for Oval and Eclipse ~ Molded style

**10449** Black window gasket for Oval claw (standard size)

**10441** White window gasket for Oval claw (thicker than original)

**10447** Flat window clip for Oval claw

**10448** CIP hook for Eclipse claw

**64601** Repair kit for valve (see Orbit® below)

## Replacement Claw Parts For Orbit®

**64587** Top only, with nuts

**64588** Complete kit (Includes: top, nuts, screws, gasket, and the rubber grommet)

**64589** Gasket

**64605** Rubber grommet for top

**64603** Tabbed o-ring for shutoff

**64604** Silicone o-ring for valve

**64601** Repair kit for valve (Includes: 1-64603 and 2-64604)

**64610** Insert nut for top

**64612** Screw for top



Inserts are already included in our tops.





## 10001NP Standard claw, without valve

Original one-line system milker uses a milk hose and no pulsation hose. The unique vacuum balancing claw equalizes vacuum on both sides of the liner to ensure stress free healthy milking.



**10019NP** Repair Kit for standard claw

## 10067NP MLX claw, without valve

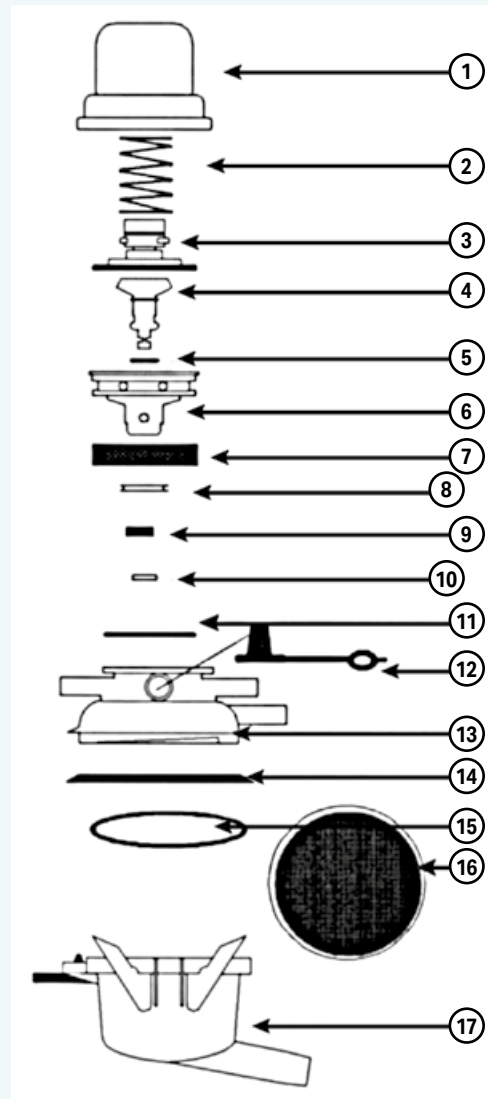
MLX (multiple line system) uses both a milk hose and pulsation hose. A solid rubber diaphragm separates the middle and base where an air bleed hole is located on the side under the claw hook.



**10107NP** Repair Kit for MLX Claw

**Standard claws consist of one milk line with NO vent.**  
**MLX claws consist of two lines and have a bleed hole vent.**

1	<b>MZ10006NP</b>	Dome
2	<b>MZ10007NP</b>	Pulsator spring
3	<b>MZ10005NP</b>	Diaphragm complete
4	<b>MZ10022NP</b>	Bobbin only
5	<b>MZ10009NP</b>	Bobbin o-ring
6	<b>MZ10010NP</b>	Bobbin housing
7	<b>MZ10028NP</b>	Air filter
8	<b>MZ10015NP</b>	Bobbin housing seal
9	<b>MZ10011NP</b>	Bobbin valve
10	<b>MZ10012NP</b>	Bobbin clip
	<b>10008NP</b>	Pulsator bobbin complete <b>Includes: #4-#10</b>
11	<b>MZ10014NP</b>	Middle o-ring
12	<b>MZ10002NP</b>	Wash plug with Strap
13	<b>MZ10016NP</b>	Standard middle
13	<b>MZ10068NP</b>	MLX middle shown
14	<b>MZ10030NP</b>	Claw protector seal
15	<b>MZ10017NP</b>	Square base o-ring
16	<b>MZ10069NP</b>	MLX Diaphragm
17	<b>MZ10013NP</b>	Standard claw base
17	<b>MZ10070NP</b>	MLX standard bowl





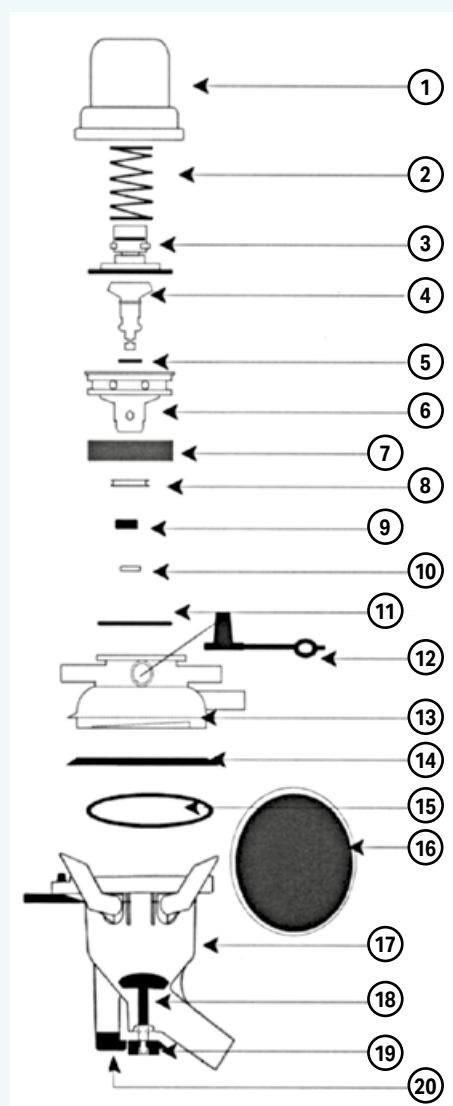
The FulFlo claws are much like our original claw but are smokey blue/gray in color and have a deeper base with 3/4" milk outlets.

*Standard claws consist of one milk line with NO vent.  
MLX claws consist of two lines and have a bleed hole vent.*

<b>12000NP</b>	Standard claw <i>without</i> valve
<b>12100NP</b>	Standard claw <i>with</i> valve
<b>12300NP</b>	Standard claw <i>with ShutOff</i> for Parallel Parlor
<b>12500NP</b>	MLX claw <i>with</i> valve

1	<b>MZ10006NP</b>	Dome
2	<b>MZ10007NP</b>	Pulsator spring
3	<b>MZ10005NP</b>	Diaphragm complete
4	<b>MZ10022NP</b>	Bobbin <i>only</i>
5	<b>MZ10009NP</b>	Bobbin o-ring
6	<b>MZ10010NP</b>	Bobbin housing
7	<b>MZ10028NP</b>	Air filter
8	<b>MZ10015NP</b>	Bobbin housing seal
9	<b>MZ10011NP</b>	Bobbin valve
10	<b>MZ10012NP</b>	Bobbin clip
11	<b>MZ10014NP</b>	Middle o-ring
12	<b>MZ10002NP</b>	Wash plug <i>with Strap</i>
13	<b>MZ10016NP</b>	Standard middle
13	<b>MZ12405NP</b>	MLX middle (shown)
14	<b>MZ10030NP</b>	Claw protector seal
15	<b>MZ10017NP</b>	Square base o-ring
16	<b>MZ10069NP</b>	MLX diaphragm
17	<b>MZ12010NP</b>	Standard bowl
17	<b>MZ12110NP</b>	Standard bowl <i>with Shutoff</i> (shown)
17	<b>MZ12210NP</b>	Parallel bowl
17	<b>MZ12310NP</b>	Parallel bowl <i>with Shutoff</i>
17	<b>MZ12410NP</b>	MLX bowl
17	<b>MZ12510NP</b>	MLX bowl <i>with Shutoff</i>
17	<b>MZ12610NP</b>	MLX parallel bowl
17	<b>MZ12710NP</b>	MLX parallel bowl <i>with Shutoff</i>
18	<b>MZ12016NP</b>	Shutoff valve
19	<b>MZ12017NP</b>	Shutoff button
20	<b>MZ12015NP</b>	Rubber foot
	<b>MZ10031NP</b>	Rubber hook

12500NP





## Replacement Shells



10010

<b>10010</b>	Rolled edge 06 style
<b>10013</b>	for WF
<b>10009</b>	for BM
<b>10015</b>	Surge® "C" style
<b>64533</b>	Plastic shell
<b>64529</b>	Stainless weight for plastic shell
<b>10017</b>	Jet-Flo shell
<b>MZ10047NP</b>	Light – 7.9 oz
<b>MZ20705NP</b>	Heavy – 10.9 oz

## Replacement Air Tubes



25150




25155

<b>25150</b>	9"	x	9/32"	ID	<i>fits DL</i>
<b>25151</b>	7 1/2"	x	9/32"	ID	<i>fits DL</i>
<b>25153</b>	8"	x	3/16"	ID	<i>fits Surge®</i>
<b>25154</b>	7 1/2"	x	1/4"	ID	<i>fits BM</i>
<b>25155</b>	9"	x	9/32"		Clear air tube

## Easy Inflation Changers

<b>61799</b>	Air Operated for larger dairies
<b>61776</b>	Inline exhaust valve
<b>61780</b>	1 1/2" x 5 Spring return cylinder
<b>61782</b>	1 1/16" x 1 Spring return cylinder
<b>61783</b>	1 1/2" x 1 Spring return cylinder
<b>61786</b>	3 Way foot switch
<b>61791</b>	2" x 2" Clamp A, 1" black UHMW
<b>61792</b>	1 1/2" x 2" Clamp B, 1" black UHMW

Significantly speeds up and simplifies inflation changing and therefore a big labor saver. Proven track record – over 60,000 inflations pulled on prototype over a 2 year period.



61799

*Sold as sets of 4 ~ Case = 25 sets*

### Conewango®

**25076 ID-T1**

**Compatible with:**

Milk Rite TLC-D1

**25077 ID-T1-V** – vented

**Compatible with:**

Milk Rite TLC-D1-V

• **Narrow Bore**

• **Gentle Massage**

**Phthalate Free**



## 1,200 MILKINGS For 06 Shell

**25072 ID-01A**

**Compatible with:**

Milk Rite 01BU

Kleen Flo® 01

- **Narrow Bore**
- **Lower Vacuum**

**Phthalate Free**

*Compatible  
with Milk Rite®*

### Conewango®

**25073 ID-08E**

**Compatible with:**

Milk Rite 01AU

Milk Rite 01AU-LT

Milk Rite 08EU-LT

- **Medium/  
Narrow Bore**
- **Lower Vacuum**

**Phthalate Free**

## For SS BM Shell

**25086 IB-LB**

**Compatible with:**

Milk Rite BM 400M

### Conewango®

**25087 IB-LB-V** – vented

**Compatible with:**

Milk Rite BM 400M-V

**Phthalate Free**

**25003 01**

**Compatible with:**

DL 01, DL 01M, DL WC-01, Conewango ID-01D



**MZ10522NP**

Red plastic  
inflation plug

## Other Inflations

**18101** Plastic inflation plug

## Genuine NuPulse® Long Life Inflations

**3000 MILKINGS**

<b>MZ10055NP</b>	FulFlo Super – designed to fit larger 9/16" OD milk inlet of the FulFlo bowl
<b>MZ10058NP</b>	FulFlo Short Inflations – Same as MZ10055NP but stem is 3/4" shorter than the other NP liners
<b>MZ10057NP</b>	NuPulse Super Inflations – fits bowls with milk inlets 1/2" OD
<b>MZ10050NP</b>	Smith 16 Inflations – Small Bore – Designed to fit milk inlets 7/16" OD – Also for NP goat claws

## Conewango®

**25081 IS-S3**

**Compatible with:**

25054, TLC-2000, IBA Pro Square-S, IBA ProSquare-SPX

**25082 IS-S3 Vented**

**Compatible with:**

25054, TLC-2000, IBA Pro Square-S, IBA ProSquare-SPX

**25083 IS-S4**

**Compatible with:**

25055, TLC-SB2000, IBA Pro Square-B, IBA ProSquare-BPX

**25084 IS-S4 Vented**

**Compatible with:**

TLC-SB2000, IBA Pro Square-B, IBA ProSquare-BPX



**NOTE:** We Have Special Pricing on Rolls of Tubing  
When ordering please specify if you want by the "roll" or by the "foot" quantity  
(foot price is 20% more)

## Clear Plastic (Blue Tinted) Glitex Tubing – Phthalate Free

For Milk and Vacuum Lines

Part #	ID	Type	Available In
25230	9/32"	single	100' roll
25229	3/8"	single	100' roll
25232	1/2"	single	100' roll and 500' reel
25234	9/16"	single	100' roll and 500' reel
25235	5/8"	single	100' roll and 500' reel
25236	3/4"	single	100' roll and 400' reel
25239	7/8"	single	50' roll and 300' reel
25237	1"	single	50' roll
25238	1 1/2"	single	50' roll
25241	2"	single	50' roll
25226	1/4"	twin	100' roll
25227	9/32"	twin	100' roll and 500' reel
25228	3/8"	twin	100' roll



## Pre-Cut Tubing

25143	37" x	9/32"	Rubber twin pulsation hose
25141	6' x	1/2"	Rubber vacuum hose
25147	32" x	9/16"	Clear milk hose
25145	32" x	5/8"	Clear milk hose
25144	32" x	3/4"	Clear milk hose
25149	32" x	5/8"	Rubber milk hose
25148	32" x	5/8"	Silicone milk hose
25146	32" x	3/4"	Silicone milk hose

## Miscellaneous Tubing

**20161** 3/16" Plastic tubing –  
3/16" ID x 5/16" OD x 1/16" Wall –  
sold by the foot

## Rubber Blue Stripe – Phthalate Free

For Milk and Vacuum Lines

Part #	D	Type	Wall
25112	1/2"	single	13/64
25114	9/16"	single	7/32
25115	5/8"	single	7/32
25117	3/4"	single	1/4
25118	7/8"	single	1/4
25121	9/32"	single	
25120	9/32"	twin	

**50' ROLL**



## Replacement Milk Tubes



25180	MT-80	5 1/2"	fits BIO®
25190	MT-90	7"	fits BIO®
25183	1020U	5 1/4"	fits BM
25187	04TS	5"	fits WF

## Blue Silicone Tubing



25104	5/8" Blue Silicone tubing – 5MM sidewall – 100' roll
25104-1	5/8" Blue Silicone tubing – HD 6MM sidewall – 100' roll
25108	3/4" Blue Silicone tubing – 6MM sidewall – 100' roll
25108-1	3/4" Blue Silicone tubing – HD 7MM sidewall – 100' roll

## Silicone Tubing



25102	7/16" – 5MM sidewall – 100' roll
25105	5/8" – 5MM sidewall – 100' roll
25105-1	5/8" – HD 6MM sidewall – 100' roll
25106	3/4" – 6MM sidewall – 100' roll
25106-1	3/4" – HD 7MM sidewall – 100' roll
25107	7/8" – 6MM sidewall – 100' roll

## Green Silicone Tubing



25103	5/8" Green Silicone tubing – 5MM sidewall – 100' roll
25103-1	5/8" Green Silicone tubing – HD 6MM sidewall – 100' roll
25110	3/4" Green Silicone tubing – 6MM sidewall – 100' roll
25110-1	3/4" Green Silicone tubing – HD 7MM sidewall – 100' roll

## Kleen Flo® Ultra Tubing




25124-1	Kleen Flo® Ultra tubing – 5/8" ID X 1" OD – 65' roll
25125-1	Kleen Flo® Ultra tubing – 3/4" ID X 1.25" OD – 65' roll

**NOTE:** Has black lining  
instead of white

## Hose Reinforcement Springs

**DOES NOT FIT RUBBER OR  
ULTRACLEAN TUBING**




- 17574** Hose Reinforcement Spring for  $\frac{5}{8}$ " tubing  
**17575** Hose Reinforcement Spring for  $\frac{3}{4}$ " tubing

## Stainless Nipples for Milk Hose



- 99890** 2 1/2" x  $\frac{5}{8}$ " id -  $\frac{3}{4}$ " od  
**99892** 2" x  $\frac{3}{4}$ " id -  $\frac{7}{8}$ " od  
**54630** 4" x  $\frac{5}{8}$ " id -  $\frac{3}{4}$ " od  
**54631** 4" x  $\frac{3}{4}$ " id -  $\frac{7}{8}$ " od  
**54632** 4" x  $\frac{7}{8}$ " id - 1" od

Custom Sizes Are Available



## Squeeze Clamps

- 21904** Stainless for  $\frac{1}{16}$ " hose  
**21905** Stainless for  $\frac{1}{8}$ " hose  
**21906** Stainless for  $\frac{3}{4}$ " hose  
**21900** Black Plastic for  $\frac{5}{8}$ " and  $\frac{3}{4}$ " hose



## $\frac{5}{8}$ " Plastic Shutoff

- 21910** Plastic shutoff, non vented  
**21903** Plastic shutoff, vented  
**21907** Tab gasket  
**21908** O-ring

## $\frac{3}{4}$ " Plastic Shutoff

- 21925** Plastic shutoff, non vented  
**21928** Plastic shutoff, vented  
**21912** Bottom o-ring  
**21917** Top o-ring

## Stainless Shutoff Parts

- 21919** Tab gasket, for  $\frac{5}{8}$ " shutoff  
**21917** O-ring, for  $\frac{5}{8}$ " shutoff  
**21915** Tab gasket, for  $\frac{3}{4}$ " shutoff  
**21909** O-ring, for  $\frac{3}{4}$ " shutoff

## Hose Clips and Rings



**D255657NP**  
Triple hose clip



**D255658NP**  
Double hose clip



**17570**  
1 3/8" ID Rubber Hose Ring,  
for  $\frac{3}{4}$ " tubing



**17572**  
Blue Silicone Hose Ring,  
for  $\frac{5}{8}$ " tubing



**17573**  
Green Silicone Hose Ring,  
for  $\frac{3}{4}$ " tubing



## Replacement Westfalia® Stallcock and Parts



- 23865** Auto stallcock assembly
- 23866** Stainless ball
- 23867** Cap, for auto stallcock
- 23868** Housing
- 23871** Sealing grommet, for auto stallcock connector
- 23860** Connector assembly, with clip and gasket
- 23861** Rubber washer
- 23862** Clip
- 23863** Tube
- 23864** Plastic bushing, for WF clip on stallcock, connection for 1/2" hose
- 23832** Wire cover
- 05529** Electrical kit to add to stallcock (7051-3200-030 WF)

## Replacement Surge® Stallcock Parts




- 23929** Stallcock kit, (3 screws)
- 23928** Red tipped banana plug
- 23935** Hex socket for installing banana plug
- 23942** 2" pad for stallcock
- 43412** Rubber cap
- 43413** Ball for square stallcock
- 43415** Ball for round stallcock

## Replacement Heavy Duty BouMatic® Stallcocks and Parts



- 43260** Thread on heavy-duty stallcock *Illustration on pg. 150*
- 43260-1** Thread on heavy-duty stallcock, **NEW IMPROVED**
- 43238** Rubber cap
- 18067** Inside seal
- 43236** Stallcock kit, for BM
- 43236-1** Stallcock kit, for BM **NEW IMPROVED**
- 43239** Ball
- 43237** Gasket, for bottom of clamp on stallcock
- 43268** Replacement 2" & 3" clamp on stallcock for BM; With New Improved kit
- 43269** 2" & 3" line adapter for clamp on BM stallcock

## Replacement Delaval® Stallcocks and Parts



*Illustration pg. 150*

- 23808** Stallcock, without clips
- 23809** Single stallcock
- 23810** Alternating stallcock
- 23880** Rubber ball
- 23882** Stainless insert
- 23885** Rubber cap
- 23887** Electrical insulator
- 23888** Plastic plate
- 23892** Stainless plate
- 23893** Stainless contact arm (aka spring, side clip)
- 23895** Large screw
- 23896** Square nut
- 23897** Flat washer
- 23898** Small side screw, with tooth washer
- 23899** Ground screw
- 23875** Front seal
- 21922** Plastic hose ferrule
- 21921** Brass hose ferrule

## Lever Stallcocks

- 23855** Straight 3/8" stallcock (turns 9:00 to 6:00)
- 23856** Straight 1/2" stallcock (turns 3:00 to 6:00)
- 23857** Angle 1/2" stallcock (turns 9:00 to 6:00)



*Turning positions are figured as the thread in part at 12:00*

**Illustration pg. 154**

**23031**  
Complete adaptor  
for D#95 to DL bucket lid



- 23032** O-ring for adaptor
- 23027** Check valve for adaptor
- 23028** Chamber gasket for adaptor
- 23056** Adaptor housing, only, (no parts)
- 23029** Rubber top grommet for lid adaptor
- 23040** Plastic top slide for lid adaptor



**23036**  
Adaptor  
for D#95 to DL  
stallcock



**23041**  
Adaptor  
for D#95 to Surge®  
square nipple stallcock



**23043**  
Adaptor  
for D#95 to Surge®  
round nipple stallcock



**23051**  
Adaptor  
for D#95 to BM stallcock

**23038**  
Adaptor with white plastic sleeve  
for D#95 to parlor (permanent mount)

**23037**  
Plastic sleeve  
only



**23039**  
Adaptor  
only



**23048**  
Adaptor  
for D#95 to WF  
auto stallcock



**23022**  
Adaptor  
for D#95 to WF style lid



**23054**  
Adaptor  
for D#95 to Surge® bucket lid



**23046**  
Adaptor  
for D#95 to  
UN stallcock



**23039**  
Adaptor only  
for D#95 to parlor adaptor



- 23016** Adaptor for D#95 to BM style lid
- 23015** Check valve
- 23017** Bottom gasket
- 23018** Top grommet

**23059**  
Top rubber grommet

## Replacement Adaptor and Parts for HP® Pulsators to DL Lids



- 23025** Complete chamber  
for HP to DL lid, with check valve
- 23030** Chamber only
- 23028** Chamber gasket
- 23023** Check valve

**Illustration pg. 154**

## Replacement Parts for DV 300

- 98695** Sensor jar, (Radel)
- 98693** 5/8" vertical sensor lid
- 20165** Shutoff diaphragm, for sensor top
- 20164** Gasket, for sensor top
- 20152** O-ring rebuild kit
- 20161** 3/4" tubing, for DV300 sensor
- 119843** USED filter
- 20170** Stainless handle for DV300 –  
replaces plastic one
- 20173** Stainless bracket  
for bucket mount DV300



- 23033** Adaptor  
for D#95 to DV300
- 23034** O-ring  
for DV300 adaptor
- 23035** Rubber grommet



**98693**



**20170**



**98695**

## D#95 Pulsators and Parts

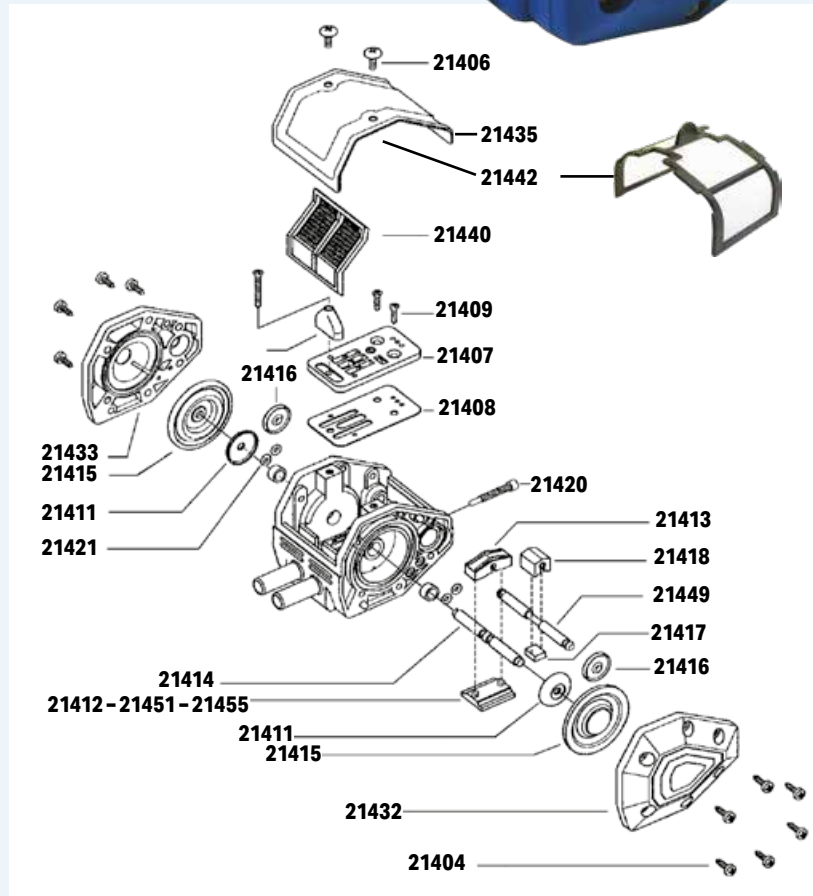
(parts interchange with LL90\*)

### D#95 Pulsators

- 20360** 60:40 Pulsator
- 20365** 65:35 Pulsator
- 20370** 70:30 Pulsator
- 20372** 50:50 Pulsator 90 ppm for goats

### Parts for D#95

- 21412** 60:40 slide, only
- 21455** 65:35 slide, only
- 21451** 70:30 slide, only
- 21452** 50:50 slide, only
- 21453** White felt filter, for D#95 (pack of 12)
- 21457** White felt filter, for D#95 (1 piece)
- 21442** New style D#95 filter holder
- 23102** White silicone plug, for single pulsation
- 21404** Side cover screw
- 21406** Top cover screw
- 21407** Base plate
- 21408** Gasket, for base plate
- 21411** Plastic plate, for diaphragm
- 21413** Slide holder, for large slide
- 21415** Large diaphragm
- 21416** Small diaphragm
- 21417** Small pilot slide
- 21418** Slide holder, for small pilot slide
- 21420** Speed screw
- 21421** Small side o-ring
- 21432** Side cover, left side
- 21433** Side cover, right side
- 21435** Top cover
- 21440** Plastic filter holder
- 21449** Shaft, for small pilot slide
- 21450** D#95 Allen wrench, for speed control



**20660** Diaphragm kits for ITP®, D#95 and BRK®

#### INCLUDES:

- 21415** Large diaphragms
- 21416** Small diaphragms
- 21421** Small slide o-rings

## Complete Rebuild Kits for D#95

- 20661** 60:40 kit
- 20662** 65:35 kit
- 20663** 70:30 kit
- 20664** 50:50 kit



#### INCLUDES:

- 21415** - Large diaphragm
- 21416** - Small diaphragm
- 21421** - Small slide o-ring
- 21408** - Gasket for base plate
- 21413** - Large slide holder
- 21418** - Small slide holder
- 21417** - Small pilot slide
- 21457** - White felt filter

#### And either a:

- 21412** - 60:40 ratio slide
- 21455** - 65:35 ratio slide
- 21451** - 70:30 ratio slide

#### or

- 21452** - 50:50 ratio slide



## Rubber Parts for HP®100 or 102

<b>20142</b>	Diaphragm
<b>20149</b>	Plate gasket
<b>20149-1</b>	Plate gasket, <i>thin</i>
<b>98669</b>	Small inner seal

## Changeover Arm Parts

<b>20155</b>	Complete changeover arm for HP®102
<b>20153</b>	Changeover arm spring for HP®102
<b>20157</b>	Changeover arm spring for HP®100
<b>20156</b>	Button for HP® 100 & 102 changeover arm
<b>20143</b>	Hairpin clip for HP® 100 & 102 changeover arm
<b>20151</b>	Bushing for HP® 100 & 102 changeover

## Changeover Slide Holder Parts


<b>20159</b>	New style changeover slide for HP® 102
<b>20148</b>	Short pin for HP® 102 changeover slide holder
<b>20162</b>	Brass bushing for HP® 102 changeover slide holder
<b>20147</b>	Changeover slide for HP® 100 & 102
<b>20144</b>	Long pin for HP® 100 & 102 changeover slide holder
<b>20163</b>	HP102 changeover slide holder

## Miscellaneous Parts

<b>20141</b>	HP® pulsator nipple, for HP®100 or 102
<b>20146</b>	Brass body bushing, for HP®100 or 102
<b>20145</b>	E-clip, for HP®100 or 102
<b>20154</b>	Pulsator oil, for HP®100 or 102
<b>20167</b>	Shaft, for HP102
<b>20168</b>	Pulsator bridge, for HP102
<b>20169</b>	Stainless cover, for HP®102



**20142**



**20149**

## Replacement Magnetic Parts

<b>20130</b>	Magnetic pulsator board, 16VDC output
<b>20137</b>	Fly guard
<b>20139</b>	Piston cap
<b>33017</b>	Deflector
<b>20133</b>	Spring
<b>20135</b>	Magnet for DL single shot
<b>20134</b>	Insulating plate
<b>117601</b>	Rebuilt magnetic pipeline pulsator with NEW 20135 magnet
<b>117661</b>	Rebuilt magnetic bucket pulsator with NEW 20135 magnet


### Available Ratios:

50:50, 60:40, 61:39, 62:38, 63:37, 64:36, 65:35, 66:34, 67:33, & 70:30

16 adjustable position speeds from 60 to 190 PPM Runs 10 Pulsators



**20135**




**20130**

With Short Circuit Protection!

## Pulsation Wire

<b>43560</b>	12 Gauge wire, single 12/1, green
<b>43563</b>	14 Gauge wire, single 14/1, green
<b>43564</b>	14 Gauge wire, double 14/2, black & red
<b>43565</b>	14 Gauge wire, triple 14/3, brown, yellow & green
<b>43570</b>	Moisture-resistant splicer for pulsation wire



**43570**

SOLD BY THE FOOT AND REEL (500')

## Delatron® Pulsators

Illustrations pg. 152

(SC) Stallcock/Stanchion, can be moved from stall to stall ~ (B) Bayonet/Parlor, for permanent mount



**SC BOARD  
STYLE**



**43361**

- 43361** 60:40 200SC, 12V AC/DC pulsator
- 43366** 65:35 200SC, 12V AC/DC pulsator
- 43371** 70:30 200SC, 12V AC/DC pulsator



**B BOARD  
STYLE**



**43363**

- 43363** 60:40 200B, 12V AC/DC pulsator
- 43368** 65:35 200B, 12V AC/DC pulsator
- 43373** 70:30 200B, 12V AC/DC pulsator



**USES MASTER  
CONTROLLER**



**43350**

- 43350** 100B pulsator, 12VDC
- 43352** 100B pulsator, 24VDC
- 43355** 100SC pulsator, 12VDC

## Replacement 12V AC/DC Circuit Boards

- 43360** 60:40, with cover
- 43364** 60:40, without cover
- 43365** 65:35, with cover
- 43369** 65:35, without cover
- 43370** 70:30, with cover
- 43374** 70:30, without cover
- 43375** Quick connect, with cover – fits all ratios
- 43380** 50:50, with cover, for goats, 12VDC 90PPM




**43375**



**43360**

Wires soldered  
directly to  
circuit board  
for improved  
performance.



- 98961** 15 piece repair kit,  
for new style Delatron

- 98968** Replacement 2 piece rebuild kit,  
for N/S Delatron

## Repair Kits



- 98960** 12 pc Repair Kit,  
for "new style" Delatron®

### INCLUDES:

- 98946 – top rubber diaphragm for N/S
- 98941 – white axles
- 98947 – bottom stopper with flappers
- 98971 – base plate screws
- 98974 – coil o-rings
- 98976 – base mount o-ring



- 98965** Repair Kit,  
for "old style" Delatron®

### INCLUDES:

- 98943 – top rubber diaphragm for O/S
- 98941 – white axles
- 98947 – bottom stopper with flappers
- 98971 – base plate screws
- 98974 – coil o-rings
- 98976 – base mount o-ring

## Delatron® Cover Kit and Parts

- 98950** Cover kit
- 98950-1** Cover, only
- 98950-2** Cover, for Delatron 200SC
- 98955** Rubber boot,  
with stainless screw for 98950 cover
- 98951** Blue cover gasket
- 98952** Fresh air nipple, only
- 98953** Fresh air screen, only
- 98954** Blank plug, replaces screen
- 98949** Grommet, for wiring harness
- 98948** Screw, for cover
- 98978** Top plug



**98955**

Reinforces the top cover of the pulsator,  
therefore preventing or maybe even  
eliminating breakage.

Does not work with Original New Style Delatrons



**98950**

<b>43341</b>	Replace/Master pulsation controller, 12VDC
<b>43342</b>	Master pulsation board, 12VDC
<b>43343</b>	Transformer, 12VDC for Master controller
<b>43345</b>	Transformer, 24VDC for Master controller
<b>43346</b>	Replace/Master pulsation controller, 24VDC
<b>43347</b>	Master pulsation board, 24VDC
<b>99972</b>	Box with clear lid, for pulsation controller
<b>43335</b>	Connector plug for Delatron Master controller 3 position, green, fits new style board
<b>43338</b>	Replacement dip switch for control box (For old style board with orange terminal blocks, 60:40 and 70:30 and for new style board with green terminal blocks, 60:40, 65:35 and 70:30)
<b>43337</b>	30V Capacitor, 30000UF, for 43341 & 43346
<b>43336</b>	Capacitor mounting clamp
<b>99718</b>	Acme® transformer, with 30 amp breaker switch, 500 watts, 12 volt – DC or AC
<b>43393</b>	5 Amp Breaker, for 43341 & 43346 controller
<b>43394</b>	15 Amp Breaker, for older style 43341 & 43346 controller
<b>43340</b>	Power Supply, for 12VDC AC-DC; 12V; 10A; 88-132/176-264VAC In
<b>43344</b>	Power Supply, for 24VDC AC-DC; 24V; 5A; 88-132/176-264VAC In



- Greatly improved regulated power supply
- Simpler wiring: input can be switched via the voltage selector switch
- Voltage to stallcocks or pulsators is regulated
- Output voltage is adjustable for higher longer wire runs
- New power supplies can be purchased individually, to install into existing systems
- With short circuit protection!

**10 Ratios from 50:50 to 70:30**

**16 adjustable position speeds from 60 to 190 PPM**

**Runs 20 Pulsators Voltage input 120**

## Delatron® Replacement Parts




<b>43310</b>	Base, for bayonet pulsator
<b>43311</b>	Bayonet base kit
<b>43308</b>	Threaded bayonet base mount
<b>43313</b>	Bayonet bracket
<b>43320</b>	Base, for stallcock pulsator
<b>43322</b>	Stallcock base kit
<b>43324</b>	Base slide for stallcock, with wear guards & contacts
<b>43327</b>	Right hand contact pin, for stallcock mount
<b>43328</b>	Left hand contact pin, for stallcock mount
<b>43331</b>	Right hand guard, for stallcock mount
<b>43332</b>	Left hand guard, for stallcock mount
<b>43305</b>	White base plate
<b>98971</b>	Screw, for white base plate
<b>98976</b>	Base o-ring, for 100B & 200B
<b>43307</b>	Rubber bumper, for bayonet bracket
<b>43398</b>	Fresh air nipple, with grommet
<b>43302</b>	Blue base clip

<b>98669</b>	Seal, for bayonet base mount
<b>43359</b>	Cover, for 43361, 43366 & 43371
<b>43356</b>	Cover, for 43363, 43368 & 43373
<b>43357</b>	Wire & connector, for Delatron 200B pulsator – 54" for Stanchion
<b>43357-1</b>	Wire & connector, for Delatron – 200B pulsator – 72" for bucket
<b>98700</b>	2-strand 18GA power wire
<b>98699</b>	3-strand 18GA power wire
<b>98956</b>	Wiring harness, for Delatron 100's, 18" <b>Custom Lengths Available</b>
<b>98957</b>	Wiring harness, for Delatron 100's, 5'
<b>43315</b>	12 volt DC coil (black)
<b>98395</b>	24 volt DC coil (red)
<b>98974</b>	Coil o-ring
<b>43317</b>	Magnetic plate, for coil
<b>98703</b>	Flag terminal



120 or 240 volt pulsation plastic box comes with a 12-unit Kleen Flo® circuit board for BouMatic® pulsation.

*\*18-month limited warranty.*



- Powered by 48VCT transformer
- Ratios are individually adjustable
- With short circuit protection!

**Available Ratios: 50:50, 60:40, 61:39, 62:38, 63:37, 64:36, 65:35, 66:34, 67:33, & 70:30**

**Adjustable position speeds from 55 to 70 PPM**

**Runs 12 Pulsators**

*Higher speeds available by special order*

- 43200** Kleen Flo® B pulsation controller, 24VDC output  
**43205** Kleen Flo® B pulsation controller, LESS circuit board  
**99971** Box with clear lid, for pulsation controller

- 43195** Kleen Flo® pulsation board  
**43196** Kleen Flo® pulsation board, *high speed for goats and sheep*  
**43201** Transformer, for 120 or 240 volt  
**43197** Wiring harness, for #43195 & 43195-67 board, connects board to transformer  
**43198** Wiring harness, for #43201 Transformer, connects board to transformer

*Illustration pg. 155*

The parlor model pulsator includes a rubber front protector seal and a threaded ½" pipe to mount the pulsator on the line.



**43186**



**43245**



**43240**

## BouMatic® Style Replacement Pulsators

- 43185** Stanchion barn model, *less fresh air*  
**43184** Stanchion barn model, *with fresh air*  
**43186** Parlor model, *with fresh air, pipe and plug*  
**43187** Parlor model, *less fresh air, with pipe and plug*

## Replacement Parts for BM Pulsators

- 43215** Black coil, for BM pulsator, *HI FLO*  
**43217** Black coil, for BM pulsator, *standard*  
**43216** Pulsator base kit  
**43229** Dust cap, for *old style pulsator*  
**43218** Foam seal, for *kit*  
**43219** Nut/plug, for *bottom of pulsator base*  
**43249** Rubber side plug, for *BM style pulsator base*  
**43248** Front rubber nipple protector  
**43223** Stainless cover, for *standard pulsator*


- 43222** Cover for pulsator, with *stainless fresh air nipples*, Includes: O-rings  
**43226** O-ring, only – *sold individually*  
**43251** Spring, for *BM style pulsator nipple*  
**43252** Long screw, for *BM style pulsator*  
**43253** Medium screw, for *BM style pulsator*  
**43254** Short screw, for *BM style pulsator*  
**43255** Star washer, for *BM style pulsator screw*  
**43245** Repair kit for *BM style pulsator*, 18 pieces  
**INCLUDES:**  
 2 pistons, 2 coil seals, 1 front seal, foam filter, 4 screws, 4 washers, 2 side plugs, 1 dust cap and spring  
**43240** Repair kit for *BM style pulsator*, 5 pieces  
**INCLUDES:**  
 2 pistons, 2 coil seals, 1 front seal  
**43232** Coil seal  
**43233** Front nipple seal  
**43231** Piston assembly  
**43241** Cap, for *piston*

## Replacement Repair Kit for BM Evolution Pulsator



**43700**

- 43241** Cap, for *piston*  
**43706** Pulsator base kit  
**43707** Coil o-ring  
**43708** Adaptor o-ring  
**43709** Side plug



**98939** 5 piece repair kit for blue Model 87, 5000 or 6000 pulsators

**INCLUDES:**

2 piston assemblies, 2 teardrop gaskets and 1 stallcock seal.

**98937** Teardrop gasket

**98936** Stallcock seal

**98935** Complete piston (2 needed)

**43241** Bottom piston cap (2 needed)

**98934** Top plug for UN style piston

**98932** Plastic nut

**43656** 55:45 Board, *only for blue UN pulsator*

**43655** 55:45 Base, *only for blue UN pulsator*

**43660** 60:40 Board, *only for blue UN pulsator*

**43661** 60:40 Base, *only for blue UN pulsator*

**43683** Cover kit

**43665** Blue coil, *for UN*

**43650** 60:40 pulsator, *for UN*

**43652** 55:45 pulsator, *for UN*

## Strangko® Pulsator Rebuild Kits

*Please check your coil shape before ordering*

**New Style**

**43275**



**Old Style**

**43280**



## LL90® Pulsators and Parts For Interpuls®

**21454** Replacement Molded Filter, *for LL90®*



**21454**

**Complete replacement rebuild kit for LL90®**

**20670** 60:40

**20671** 60:35

**20672** 70:30



## For Fresh Air System

**43550** Pulsation Fresh Air Filter for 3" PVC line

**43553** Clear cover for fresh air filter

**17830** Replacement filter cartridge only

Illustrations pg. 156 & 157



43160



43156



43115




43175

43178



43106



43105



43190



10 Ratios from 50:50 to 70:30

16 adjustable position speeds from 60 to 190 PPM

Runs 12 Pulsators

**43160** SQUARE nipple pulsator, standard

**43165** ROUND nipple pulsator, standard

**43155** PARLOR style pulsator, standard

**43156** PARLOR style pulsator, fresh air

**43115** Black coil

**43151** Spring for square & round nipple pulsator

**43153** Spring for original square nipple pulsator

**43162** Square nipple base with pin

**43167** Round nipple base with pin

**43157** Parlor style pulsator base

**43171** Rubber side plug, for Surge pulsator base

**43124** Center contact pin for parlor pulsator

**43135** Side contact pin for square nipple

**43145** Side contact pin for round nipple

**43125** Side contact pin for parlor style

**43105** Repair kit for pulsator, 4 piece kit

**43106** Repair kit for parlor pulsator, **INCLUDES: flat & lock washers**

**43173** Threaded bottom plug

**43137** Standard cover

**43175** Square nipple pulsator seal

**43178** Round nipple pulsator seal

**43104** Piston, with rubber parts

**43107** Bottom cap, for piston

**43108** Top cap, for piston

**10600** Fresh air cover for alternating pulsators, **INCLUDES: 2 o-rings**

**43102** O-Ring, for piston kits

**10601** O-Ring, for fresh air cover

**43118** Cover screw

**43250** Medium screw

**43252** Long screw

**43255** Star washer

**43149** Knob, for parlor pulsator

## Miscellaneous Replacement Parts

**85365** 60 PPM resonator for circuit board

**43110** Push in bulb, for pulsation box, newer style

**91819** Turn in bulb, for pulsation box

**43111** Rectifier, 50 amp, for pulsation box

**43112** Rectifier, 35 amp, for pulsation box

**43114** Breaker switch, for pulsation box

**43113** Breaker switch, for large gray pulsation box

**43101** Repair kit, for old style bucket pulsators

**43192** Kleen Flo® S pulsation controller, COMPLETE, 24VDC output

**43190** Kleen Flo® S pulsation board, 24VDC output

**99972** Box with clear lid, for pulsation controller

**43194** Transformer, for Surge pulsation box, 120volt



43192





## Replacement Parts for Visotron® & Autotronic®

### 17515 Rebuild kit for Visotron®

#### INCLUDES:

17512 dome gasket, 17514 piston cap, 17516 coil o-rings, 17526 o-ring for mount or lid base, 23871 sealing grommet for auto stallcock connector, 91831 push button cover

**17514** Piston cap only, for Visotron® and Autotronic®

**17516** Coil o-ring, for Visotron® and Autotronic®

**17512** Dome gasket, for Visotron®

**17518** Hangers, for Visotron®, heavy-duty

**17511** Wire, for Visotron®, 40" section


**91228** Replacement contact probe for WF power hose

**91819** Bulb, for Visotron®

**91830** Push button

**91831** Push button cover

**99716** 20 AMP 24 Volt Acme transformer



17515



91228

## Original Visotron® Parts

**05755** Hose for Visotron®, per foot (7051-2635-018)

**05765** Red lamp assembly (0005-3768-900)


**05768** Red lens (0005-1342-910)

**09115** Toggle switch cover (0005-3380-700)


**09116** Toggle switch (0005-4169-000)

**05780** 5/8" Front cover (7051-5446-220)

## Replacement Parts for Autopuls® and Stimopuls® Pulsators



17500



17502



17504



17491




17525



17493



91900



17506

**17525** Mounting bases for Autopuls® and Stimopuls®

**17517** Hangers for Stimopuls®, heavy-duty

**17504** Check valve plate

**17506** Rebuild kit, for Apex pulsator

**17507** O-ring for inline WF Pulsator filter screen

**17508** O-ring for inline WF Pulsator filter housing

**17500** Rebuild kit for Autopuls® and Apex pulsators

**17500-1** Rebuild kit, for Stimopuls M & P

**17500-2** Rebuild kit, for Stimopuls M & P - APEX style

**17500-3** Rebuild kit, for Autopuls M & P

**17500-4** Rebuild kit, for M & P APEX style

**17560** Replacement plate gasket for VacuPuls pulsator

**91900** Diaphragm with Anchor for Apex

**17491** Felt gasket, for Autopuls®

**17493** Felt gasket, for Stimopuls®

**17501** Gasket kit for Autopuls® and Stimopuls®

#### INCLUDES:

solenoid plate gasket, bottom sealing plate gasket, and top sealing plate gasket

**17502** Gasket 2 pcs kit, for Stimopuls MA takeoff

**09566** Inline filters, for pulsation hose (pack of 2), (7051-9926-000)

## Replacement Parts for Vacupuls® Pulsators

**17520** Filters (pack of 12)

**17541** Screw, for cover

**17542** Longer screw, for cover

**17543** Disc, for GOLD

**17545** Disc, for STANDARD

**17548** Disc, for SMALLEST HOLE

**17550** Diaphragm, large

**17552** Diaphragm, small

**17555** O-ring

**20145** E-clip

**17558** Seat screw

**17557** End cap screw



17520

## Original Vacupuls® Parts

**05660** 60:40 Pulsator (7041-2700-600)

**05667** 67:33 Pulsator (7041-2700-560)

**05640** 60:40 Slide (7041-2711-020)

**05633** 67:33 Slide (7041-2711-040)

**05611** Magnet (7041-9926-020)

**05618** Cover (7041-2718-050)

**05619** Filter holder (7041-2187-010)

**05609** Plastic Cir clip (7041-2745-020)

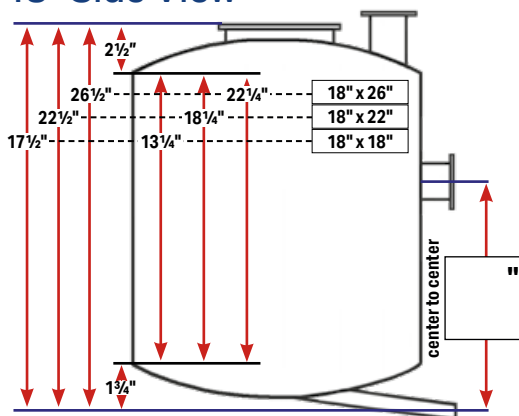
**05622** Control slide (7041-2711-050)

All receivers come with a lid and 1½" probe hole  
Drawings available upon request  
Any questions call Steven @ 800-768-0887

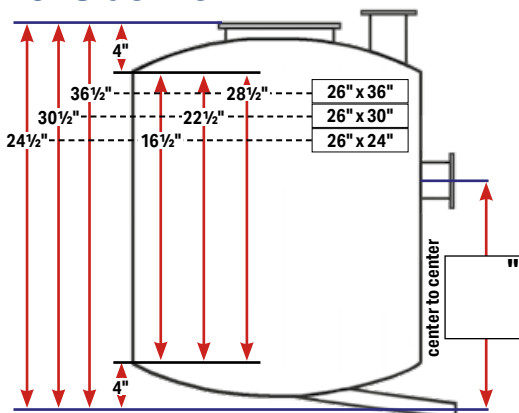
To order a custom receiver, please fill out all applicable information on the form and then sign and return to us.

- 20105** 18" x 18" receiver, fixed bottom, without trap outlet
- 10087** 18" x 22" receiver, fixed bottom, with 3" trap outlet at 4:30
- 20095** 18" x 22" receiver, fixed bottom, without trap outlet
- 20263** 18" x 26" receiver, fixed bottom, without trap outlet,  
with 1½" milk pump outlet
- 20264** 18" x 26" receiver, fixed bottom, without trap outlet,  
with 2" milk pump outlet
- 20290** 26" x 24" receiver, fixed bottom, without trap outlet  
with 1½" milk pump outlet
- 20291** 26" x 30" receiver, fixed bottom, without trap outlet  
with 2" milk pump outlet
- 20292** 26" x 24" receiver, fixed bottom, without trap outlet  
with 2" milk pump outlet
- 20293** 26" x 36" receiver, fixed bottom, without trap outlet  
with 2" milk pump outlet
- 20280** Master number for Standard ferruled inlet  
Please add on: **-1.5, -2, -2.5, -3 or -4\*** after Master part#  
to get right size and price
- 20284** Master number for ferruled inlet with 45° elbow  
Please add on: **-1.5, -2, -2.5, -3 or -4\*** after Master part#  
to get right size and price
- 20287** Master number for Parallel inlets welded on custom receivers  
Please add on: **-1.5, -2, -2.5, -3 or -4\*** after Master part#  
to get right size and price
- \*For example: 20280-1.5**
- 20289** Master number for trap outlet welded on receiver  
Please add on: **-3 or -4** after Master part# to get right size and price

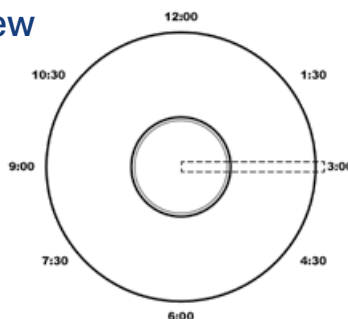
## 18" Side View



## 26" Side View



## Top View



**18" x 18" =**

16 Gallons/60 Litres

**18" x 22" =**

21 Gallons/79 Litres

**18" x 26" =**

26 Gallons/98 Litres

**26" x 24" =**

48 Gallons/181 Litres

**26" x 30" =**

61 Gallons/230 Litres

**26" x 36" =**

75 Gallons/284 Litres

Date \_\_\_\_\_ PO# \_\_\_\_\_

Business&/or Contact Name \_\_\_\_\_

Phone# \_\_\_\_\_ Fax# \_\_\_\_\_

ReceiverPart# \_\_\_\_\_ Milk Pump Outlet Size \_\_\_\_\_

Signature \_\_\_\_\_

	Part # of Inlet	Side/Top	Location	Size
<b>A</b>				
<b>B</b>				
<b>C</b>				
<b>D</b>				
<b>E</b>				
<b>F</b>				

## Receiver Options

### 20400 – Option 1

#### INCLUDES:

- 10084** 18" x 22" – 3" corner receiver with 45° 3" inlets
- 10086** Clear lid with gasket
- 20225** 3" poly trap and bend
- 20199** Stainless stand with adjustable milk pump plate
- 54323** 3" clamp
- 54329** 3" gasket

### 20402 – Option 2

#### INCLUDES:

- 10085** 18" x 22" – 3" receiver with straight inlets at 3:00 & 9:00
- 10086** Clear lid with gasket
- 20225** 3" poly trap and bend
- 20199** Stainless stand with adjustable milk pump plate
- 54323** 3" clamp
- 54329** 3" gasket

### 20403 – Option 3

#### INCLUDES:

- 10087** 18" x 22" – 3" blank receiver with 3" trap outlet  
(see page 30 for custom order form - custom ferruled inlets can be added)
- 10086** Clear lid with gasket
- 20225** 3" poly trap and bend
- 20199** Stainless stand with adjustable milk pump plate
- 54323** 3" clamp
- 54329** 3" gasket

## Need a complete receiver group?

**Order one part number from the "Receiver Options" column, and one part number from the "Motor Options Column."**



## Motor Options

### 20406 – Option 1

#### E-Zee 1 HP group

**with variable speed drive (Dual rated 1 & 3 Phase)**

#### INCLUDES:

- 10402** Wall mount milk pump with Sterling 3 phase 1 HP motor
- 35150NP** ImPulse CL 2HP VSD, 230V, Dual Rate 1 & 3 Ph
- 34902NP** 24" Continuous Level Probe & Float Assembly
- 10417** Milk pump flapper valve
- 78460** Drain assembly with 1½" elbow and drain tubing
- 17130** Heavy-duty 1½" clamp
- 54320** 1½" V-insert clamp
- 54326** 1½" gasket

### 20407 – Option 2

#### 1 HP DL style group (1 phase)

#### INCLUDES:

- 10434** Wall mount milk pump with Sterling 1 phase 1 HP motor
- 20324** Kleen Flo® Liquid level control box (DL style)
- 20349** 19" DL style probe assembly  
(please specify if you need another size – also available 20345 – 16" or 20346 – 22½")
- 10416** Milk pump flapper valve
- 78460** Drain assembly with 1½" elbow and drain tubing
- 17130** Heavy-duty 1½" clamp
- 54320** 1½" V-insert clamp
- 54326** 1½" gasket

**If you need 3 phase please order part 20298  
LLC only available in single phase input.**

### 20408 – Option 3

#### 1 HP BM style group (1 phase)

#### INCLUDES:

- 10186** 4" Milk pump assembly with Sterling 1 phase 1HP motor
- 20307** Kleen Flo® Liquid level control box (BM style)
- 20010** Probe assembly with float
- 10417** Milk pump flapper valve
- 78460** Drain assembly with 1½" elbow and drain tubing
- 17130** Heavy-duty 1½" clamp
- 54320** 1½" V-insert clamp
- 54326** 1½" gasket

**If you need 3 phase please order part 20294  
LLC only available in single phase input.**

### 20409 – Option 4

#### 2 HP Kleen Flo® T Style receiver group with variable speed drive (for single or 3 phase)

#### INCLUDES:


- 59708** Kleen Flo® T-Style #4 milk pump
- 21502** SS motor, ¾" keyed, 2 HP, 3 phase, Sterling 3600 RPM
- 10416** Check valve, for D style milk pump
- 78460** Drain assembly with 1½" elbow and drain tubing
- 17130** Heavy-duty 1½" clamp
- 54320** 1½" pipeline clamp
- 54326** 1½" tri clamp pipeline gasket
- 35150NP** ImPulse CL 2HP VSD, 230V, Dual Rate 1 & 3 Ph less Probe
- 35002NP** 24" Liquid Level Probe & Float Assy ImPulse III

**NOTE:** If you need three phase power, please order the specified part numbers which will include the correct three phase components.




**All fixed bottom receivers come with a horizontal outlet and are 16 gauge stainless.**  
**Please see page 24 for our blank receiver order form.**

- 10085** 18" x 22" receiver with 3" x 3" x 3" straight inlets @ 3:00 & 9:00 and trap outlet @ 4:30
- 10084** 18" x 22" receiver with 3" x 3" x 3" 45° inlets @ 1:30 & 7:30 and trap outlet @ 4:30
- 10087** 18" x 22" receiver, with blank inlets and trap outlet @ 4:30
- 20116** 18" x 18" fixed bottom receiver with 3" x 3" x 3" 45° inlets @ 1:30 and 7:30 and trap outlet @ 4:30



- 20189** Receiver stand without milk pump plate, for 18" receivers
- 20186** Receiver stand without milk pump plate, for 26" receivers



- 20199** Receiver stand with adjustable milk pump plate, for 18" receivers
- 20187** Receiver stand with adjustable milk pump plate, for 26" receivers
- 20193** Leg set to make receiver stands adjustable (Not included with receiver stands)



- 20196** Angle brackets to convert to a highline receiver stand

## Receiver Lids (lids come with gasket)

- |              |                              |        |               |
|--------------|------------------------------|--------|---------------|
| <b>10086</b> | 7" lid, with 1½" probe hole  | 7" ID  | 8" OD         |
| <b>10076</b> | 7" lid, without probe hole   | 7" ID  | 8" OD         |
| <b>10074</b> | 6½" lid, with 1½" probe hole | 6¾" ID | 8" OD         |
| <b>20295</b> | 10" lid, with 1½" probe hole | 9" ID  | 10" OD        |
| <b>20297</b> | 10" lid, without probe hole  | 9" ID  | 10" OD        |
| <b>25199</b> | Gasket for 7" lid            | 6¾" ID | 7½" OD (1047) |
| <b>25196</b> | Gasket for 6½" lid           | 6¼" ID | 7½" OD (1041) |
| <b>20299</b> | Gasket for 10" lid           | 8½" ID | 9½" OD        |



**10076**

(works with UN receiver)



**10086**

## Miscellaneous Replacement Receiver Parts

- 20180** SS stand for 27000 receiver jar
- 20181** 7" SS clamp for 27000 Surge receiver
- 05290** Gasket- 7" for 27000 receiver



**20181**



- 10610** Blue coated stand for swivel receiver, for lowline
- 10620** Blue stand for highline swivel bottom receiver



- 10089** Swivel bottoms only, with vertical outlet

### NOT SHOWN:

- 10091** Half moon plate for swivel bottom receiver
- 10092** Stainless wing nut for swivel bottom receiver
- 10093** Stainless set screw for swivel receiver wingnut
- 10079** Gasket for swivel bottom
- 10613** Cushion for mounting 18510 stainless bracket to 10620 stand
- 10615** Adaptor plate to mount various milk pumps to DL Bracket
- 10618** Grommet for mounting glass jar to 118510 bracket

## 3" White Rippled Moisture Trap and Parts

Illustrations pg. 158



- 20225** Complete assembly, with bend as seen in picture
- 58605** Complete assembly, without bend
- 20223** Hose clamp, (4 needed)
- 20224** Stainless J Bend, only, with tri clamp ferrule
- 20412** White moisture trap body
- 20413** PVC sleeve
- 20415** 4½" ID pipe sleeve, for top vacuum port
- 20417** 3¾" ID pipe sleeve, for side port
- 18037** Duckbill drain
- 20227** Rubber cover, for white ripple trap
- 23250** 4" plastic trap ball

## Stainless Vertical Moisture Traps



A Comparable Stainless Replacement of the White Rippled Moisture Trap

### Trap Assemblies

- 22507** 12 Quart Trap Assembly, with 3" Clamp X Thread 180° trap bend
- 22509** 16 Quart Trap Assembly, with 3" Clamp X Thread 180° trap bend
- 22508** 16 Quart Trap Assembly, with 3" Clamp X Thread 90° trap bend

### Traps Less Trap Bend

- 22500** 12 Quart Trap Assembly, with Clear Plastic Cover with Gasket, Stainless Cage with Ball, Check Valve and PVC Adaptor
- 22505** 16 Quart Trap Assembly, with Clear Plastic Cover with Gasket, Stainless Cage with Ball, Check Valve and PVC Adaptor

### Parts for Vertical Moisture Traps

- 22510** Stainless 180° Trap Bend Clamp x Thread
- 22515** Stainless 90° Trap Bend Clamp x Thread
- 22520** Stainless 45° Trap Bend 3" SS Flange x Thread
- 22530** Stainless Body for 16 Quart Trap
- 22533** Stainless Body for 12 Quart Trap
- 22535** Clear plastic cover, with 3" holes, and gasket
- 22537** Stainless Cage
- 22539** PVC Adaptor, for 3"
- 20183** Moisture trap check valve
- 20299** Gasket only, for Clear Plastic Cover
- 23250** 4" Plastic trap ball

## Surge® Style Moisture Trap



- 22550** 16 quart stainless trap replacement for 2" Surge® highline



- 22555** 3" threaded fitting to 2" Surge ferrule



- 22556** 3" x 2" Sch 40 PVC Reducer



## 12" x 24" Horizontal Moisture Traps

- 20200** 3" thread x clamp Moisture trap with 4" plastic ball, lid and gasket
- 20205** 4" thread x clamp Moisture trap with 5" plastic ball, lid and gasket
- 20252** 3" clamp x clamp Moisture trap with 4" plastic ball, lid and gasket
- 20257** 4" clamp x clamp Moisture trap with 5" plastic ball, lid and gasket

## 12" x 18" Horizontal Moisture Traps


- 20258** 3" thread x clamp Moisture trap with 4" plastic ball, lid and gasket

## Moisture Trap Parts

- 20204** Lid, with gasket, for horizontal trap
- 20202** Gasket, only, for horizontal moisture trap, 11" ID - 13" OD
- 20203** Lid, with gasket, for horizontal trap, w/o stainless tab
- 99978** 4" Ball cage with clamp
- 99979** 3" Ball cage with clamp


## Moisture Trap Float/Balls

- 23253** 4" stainless trap ball, for 3" trap
- 23250** 4" plastic trap ball, for 3" trap
- 23251** 5" plastic trap ball, for 4" trap
- 23252** 6" plastic trap ball




**20212**

Trap Bend for 3" horizontal trap,  
shorter version



**20210**

Trap Bend for 3"  
horizontal trap



**20215**

Trap Bend for 4"  
horizontal trap

## Miscellaneous Parts




**10625**

Check valve  
for 3" DL Trap



**10163**

Rubber drains  
for 2" DL moisture trap



**20183**

Check valve assembly  
for Surge® moisture trap



**10500**

- 20234** Gasket, for 2" blue BM moisture trap, 6 1/2" ID
- 10630** Trap gasket, for 3" DL fibe glass trap head - 10" ID
- 21070** White gasket, for all UN plastic style traps
- 10500** 3" Stainless trap bend, for 3" fiberglass DL style blue head trap

## Custom Moisture Trap

- 20249** Blank horizontal moisture trap with lid, 12 x 18
- 20250** Blank horizontal moisture trap with lid, 12 x 24
- 20275** 3" NPT threaded outlet welded on moisture trap
- 20276** 4" NPT threaded outlet welded on moisture trap
- 20278** 4" Tri clamp inlet welded on moisture trap
- 20278-1** 4" Tri clamp outlet welded on moisture trap
- 20279** 3" Tri clamp inlet welded on moisture trap
- 20279-1** 3" Tri clamp outlet welded on moisture trap


**SEE PAGE 142**  
for Custom Moisture Trap Order Form



Special part numbers can be assigned to your custom variable speed, multi float probe assemblies, making your future orders, of the same float probe assembly, more convenient.

See examples (at right) of some we have already created.

**Please call for more details.**



- 45706** Variable speed probe assembly,  
*Float positions: 2.5", 5.5" and 10" with collar, 21" to top of jar*
- 45706-1** Variable speed probe assembly,  
*Float positions: 2.5", 5.5" and 10" with clips, 21" to top of jar*
- 45708** Variable speed probe assembly,  
*Float positions: 2.5", 5.5" and 10" with collar, 28" to top of jar*
- 45708-1** Variable speed probe assembly,  
*Float positions: 2.5", 5.5" and 10" with clips, 28" to top of jar*
- 45709** Variable speed probe assembly,  
*Float positions: 3", 5.5" and 8" with collar, 30" to top of jar*
- 45709-1** Variable speed probe assembly,  
*Float positions: 3", 5.5" and 8" with clips, 30" to top of jar*
- 45710** Variable speed probe assembly,  
*Float positions: 3", 7" and 11" with collar, 30" to top of jar*
- 45710-1** Variable speed probe assembly,  
*Float positions: 3", 7" and 11" with clips, 30" to top of jar*

**SEE PAGE 141 for Custom Probes**

## Kleen Flo® **EMERGENCY** Liquid Level Control

Emergency Liquid Level Control is controlled by adjusting timer knobs, which eliminates the need for a sensing probe or level control board, creating less down time in the event of liquid level control failure.

Motor **"ON"** time and **"OFF"** times can be independently adjusted from **5 to 60** seconds.

**No probes required. For temporary use only.**

### PORTABLE

### WALL MOUNT



**61587**

Emergency LLC



**61586**

Emergency LLC

## Battery Operated Liquid Level Monitor

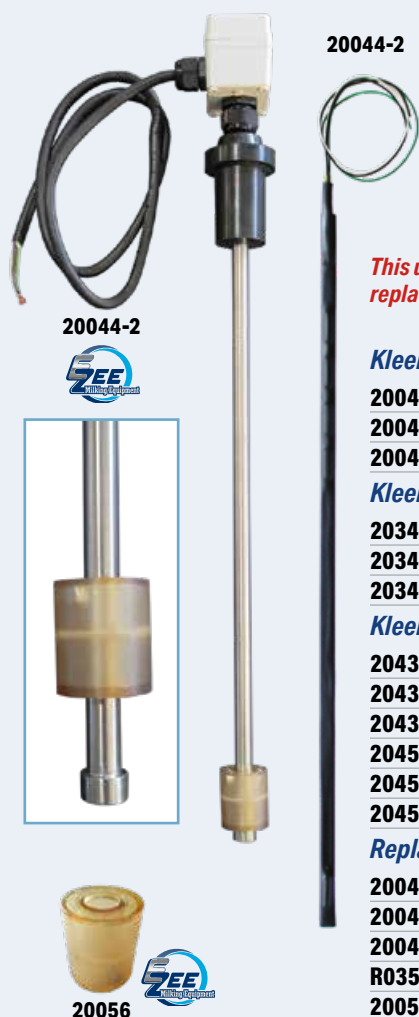


**20050**

For color chemical drums. Lights up when chemical is out.

**Note:**  
**Nine volt battery not included.**





## Direct Replacement for 3 Probe System That Works with Your Existing Controller

This New Stainless Steel Probe Design is more sanitary because it has no clips or collars. The sanitary welded float stopper at the bottom will not allow the float to fall off.

*This unique design allows the reed switch to be replaced, without replacing the entire probe and can also be sent back for repair.*

- Green common wire
- Green and white bottom switch
- Green and black top switch

### Kleen Flo® Single Float Probe Assemblies

**20042** 16" x 1/2" Probe

**20044** 19" x 1/2" Probe

**20047** 22" x 1/2" Probe

### Kleen Flo® Single Float Probe Assemblies with Box

**20341-1** 16" x 1/2" Probe with 20324 box

**20342-1** 19" x 1/2" Probe with 20324 box

**20343-1** 22" x 1/2" Probe with 20324 box

### Kleen Flo® 4x4 Box with Single Float Probe

**20439** Kleen Flo® LLC 4 x 4 style, 240 v, with 20042 Probe

**20439-1** Kleen Flo® LLC 4 x 4 style, 240 v, with 20044 Probe

**20439-2** Kleen Flo® LLC 4 x 4 style, 240 v, with 20047 Probe

**20459** Kleen Flo® LLC 4 x 4 style, 120 v, with 20042 Probe

**20459-1** Kleen Flo® LLC 4 x 4 style, 120 v, with 20044 Probe

**20459-2** Kleen Flo® LLC 4 x 4 style, 120 v, with 20047 Probe

### Replacement Parts

**20042-2** Reed switch assy, for 20042

**20044-2** Reed switch assy, for 20044

**20047-2** Reed switch assy, for 20047

**R03530NP** SS Float – 1.4"

**20056** Radel Float, for 1/2" Probe Rod



## Kleen Flo® Probe Assembly

**20032** 16" float probe assembly, with collar and 1 1/2" probe holder

**20032-1** 16" float probe assembly, with clip and 1 1/2" probe holder

**20034** 19" float probe assembly, with collar and 1 1/2" probe holder

**20034-1** 19" float probe assembly, with clip and 1 1/2" probe holder

**20036** 22" float probe assembly, with collar and 1 1/2" probe holder

**20036-1** 22" float probe assembly, with clip and 1 1/2" probe holder

**20037** Custom Kleen Flo float probe assembly, with collar with 1 1/2" probe holder for DL probe

**20037-1** Custom Kleen Flo float probe assembly, with clip with 1 1/2" probe holder for DL probe

### Replacement Parts

**20030** Stainless Float

**20016** Clip

**20018** Stainless steel collar, 5/16" ID – 5/8" OD – 5/16" width

**10094** Rubber 1 1/2" probe holder

**10095** Rubber 2" probe holder

**20013** Rubber grommet for probe

**10100** Sleeve for 10101 probe holder to go into 2" hole, fits glass only

- Green common wire
- Green and white bottom switch
- Green and black top switch




*Dry contact float probe systems eliminate pitting on probes.*

*Works for any 3 probe LLC system.*

*Works especially well in systems with excess foam.*

## Kleen Flo® Liquid Level Control for DeLaval®



20324

**Heavy-Duty  
Water-Tight  
Stainless Latches**  
for easy opening



20334



- 120/240VAC Input and output via on board selector switch
- Remote indicator LEDs – Power and Relay
- Heavy-duty user replaceable motor relay ~ 25amps @ 250VAC
- Easy disconnect switch wires

**20333** 3-probe LLC Control Board, **ONLY**, replacement for NEW style DeLaval® plastic liquid level box

**20334** 2-probe or single reed LLC Control Board, **ONLY**, replacement for DeLaval® plastic liquid level box

**20324** LLC Box complete, less probe assembly

**20325** Fuse, Cartridge, Time Delay, 15 A, 250 V, 1/4" x 1 1/4", MDA Series

**20341** Complete LLC Box & Probe Assembly, with 20345, 16" probe assembly

**20342** LLC Box complete, with 20349, 19" probe assembly

**20343** LLC Box complete, with 20346, 22 1/2" probe assembly

**20322** Plastic box, with mounting plate, but no board

**99973** Box only with lid, for LLC's

**20350**

3-probe LLC Control Board with mounting plate, replacement for OLD style DeLaval® stainless liquid level box

### Misc. Replacement Parts for DeLaval® LLC

**For new style box**

**10166** Relay

**20328** Switch

**For old style box**

**10167** Relay

**20329** Switch



## Probe Assemblies, FDA Grade Nylon Coating

**20345** 16" probe assembly, 3 probe, plastic cover (Includes: 2 – 20336 and 1 – 20335 probe rods)

**20345-1** 16" probe assembly, 3 probe, stainless cover (Includes: 2 – 20336 and 1 – 20335 probe rods)

**20349** 19" probe assembly, 3 probe, plastic cover (Includes: 2 – 20339 and 1 – 20337 probe rods)

**20349-1** 19" probe assembly, 3 probe, stainless cover (Includes: 2 – 20339 and 1 – 20337 probe rods)

**20346** 22 1/2" probe assembly, 3 probe, plastic cover (Includes: 2 – 20338 and 1 – 20336 probe rods)

**20346-1** 22 1/2" probe assembly, 3 probe, stainless cover (Includes: 2 – 20338 and 1 – 20336 probe rods)

Probe Rods		
	Overall Length	From bottom of probe rod to bottom of grommet
<b>20335</b>	10"	8"
<b>20336</b>	16"	14"
<b>20337</b>	12 1/2"	10 1/2"
<b>20338</b>	22 1/2"	20 1/2"
<b>20339</b>	19 1/2"	17 1/2"

### Misc. Parts for Probe Assemblies

**20340** 1 1/2" rubber probe holder for 3 probe assembly

**20355** Stainless cover, only

**20356** Plastic cover, only



**20356**



## E-Zee's Kleen Flo® 4x4 Liquid Level Control

*Circuit board is designed for 3 probe system.  
It is constructed with the strong screw type connectors.*



20430



## Water Tight Control Box



## 240 Volt Input

- 20430** 240 circuit board only (needs contactor)
- 20319** Contactor, 240 volt coil
- 20431** Control box, with mounting plate and board (no probes)
- 20434** Control box, with 20345 - 16" probe assembly
- 20436** Control box, with 20349 - 19" probe assembly
- 20438** Control box, with 20346 - 22½" probe assembly

## 120 Volt Input

- 20450** 120 circuit board only (needs contactor)
- 20320** Contactor, 120 volt coil
- 20451** Control box, with mounting plate and board (no probes)
- 20454** Control box, with 20345 - 16" probe assembly
- 20456** Control box, with 20349 - 19" probe assembly
- 20458** Control box, with 20346 - 22½" probe assembly

- 20332** Plastic box with mounting plate, less board
- 99973** Box only with lid, for LLC's
- 20425** Optional red and green LED kit
- 20490** Snap track, for 20430, 20451 and 20471
- 20486** Momentary On/Off Switch
- 20487** Milk/wash/off toggle switch
- 99976** 2 Amp breaker



20425

*The above level control and circuit board are also available for 12 VOLT.  
Please use the part numbers listed below.*

- 20471** 12 volt DC control box with board, (no probes)
- 20470** 12 volt DC board only (needs contactor)
- 67620** Heavy-duty 12 volt DC relay #120-901



## 20395

New style replacement board,  
with SnapTrack, for Surge® LLC,  
designed to replace the Surge® 28000  
liquid level control board

## 10726

Pump down switch,  
for Surge LLC control box



## Replacement Box for BouMatic® Receiver Groups



**20075** Complete LLC Control box

**INCLUDES:**

Air injector board, LLC board, and Kleen Flo®  
12 pulsation board Input Voltage 240

**20079** Complete LLC Control box

**INCLUDES:**

Air injector board, LLC board, and USED 5-dip BouMatic® pulsation board

**20083** LLC Control box, *LESS pulsation board*

**20069** Small transformer, for BM master control panel,  
120 or 240V AC input / 24V AC output

**20060** Circuit board for BM air injector

**20061** Wiring Harness for 20060 air injector board



**20060**



**20061**



## Kleen Flo® Liquid Level Control

*Designed for a Float probe system • 240 volt input • Water-tight control box*

**20307** Kleen Flo® LLC, 240 volt, with board, less probe assembly

**20305** Kleen Flo® LLC, 240 volt, with board and 20010 float probe assembly

**20305-1** Kleen Flo® LLC, 240 volt, with retainerless float probe assembly

**20321** Contactor, for 20307, 24 volt AC

**99973** Box only, with lid, for LLC's

**20313** Circuit board, float style, interchanges with original

**20316** Wiring harness, for 20313 LLC board

**20304** Kleen Flo® LLC, **12 VOLT**, with board and 20010 float probe assembly

**20308** Control box, **12 VOLT**, with board, less probe assembly

**20486** Momentary On/Off Switch

**20487** Milk/wash/off toggle switch

**99976** 2 Amp breaker



**20313**



**20316**

## Retainerless Probe Assembly for BM

*This New Stainless Steel Probe Design is more sanitary because it has no clips or collars.  
The sanitary welded float stopper at the bottom will not allow the float to fall off.*



**20011** Retainerless probe assy for BM, Complete with Junction Box, Reed Switch & New Style Float

**20305-1** Kleen Flo® LLC, 240 volt, with retainerless float probe assembly and 20307 box

### Replacement Parts

**20011-2** Normally Closed reed switch assembly

**20011-1** Stainless rod only, for 20011



## Replacement BM Float Style Probe Assembly and Replacement Parts



**20010** Probe assembly complete, with reed switch, with Junction box, collar and new style float

**20010-1** Probe assembly complete, with reed switch, with Junction box clip and new style float

### Replacement Parts

**20020** 42" Reed switch, for new style plastic or stainless float probe

**20020-1** 60" Reed switch, for new style plastic or stainless float probe

**20025** Reed switch, for old style stainless float probe

**20019** 1½" long insert, for reed switch

**10094** Rubber 1½" probe holder, with ¼" hole

**10095** Rubber 2" probe holder, with ¼" hole

**10101** Rubber 1½" probe holder, with ½" hole

**10104** Rubber 2" probe holder, with ½" hole

**20012** Stainless rod only, for float style probe

**20014** Junction box, for BM style probe

**20016** Clip, for Kleen Flo® probe assembly

**20018** Stainless steel collar, for Kleen Flo® probe assembly


**20030** Stainless float, for BM probe, with clip



## Seal Kit for Ben Anderson®

### 59895 INCLUDES:

- 59894 Carbon seal
- 14757 Ceramic seal
- 59886 O-ring
- 14766 New style body gasket
- 59899 4" gasket (old style)



## Seal Kit for N/S Ben Anderson®

### 14768 INCLUDES:

- 14757 Ceramic and rubber seal
- 14770 Rotating head assembly
- 14766 New style body gasket



## 1 HP Kleen Flo® and Ben Andersen® Seal Assembly

### 14810 INCLUDES:

- 14770 Rotating head assembly
- 14757 Ceramic seal assembly



## Seal Kit for External Thomsen®

### 59750 INCLUDES:

- 59771 Rotary seal assembly
- 59770 Ceramic seal
- 59794 Housing o-ring for #4
- 59795 Housing o-ring for #5
- 59796 Housing o-ring for #6
- 59765 Impeller clip



## Seal Kit for Internal Thomsen®

### 59760 INCLUDES:

- 59762 Teflon seal
- 59793 O-ring
- 59761 Spring
- 59794 Housing o-ring for #4
- 59795 Housing o-ring for #5
- 59796 Housing o-ring for #6
- 59765 Impeller clip



## Seal Kit for Sta-Rite®

### 59890 INCLUDES:

- 59887 Shaft seal
- 59888 Head gasket
- 59886 O-ring (standard)
- 59885 O-ring (larger)



## Seal Kit for Old Style Surge®

### 10795 INCLUDES:

- 10717 Carbon seal
- 10718 Green grommet
- 10716 Small e-clip
- 10417 Tri clamp flapper
- 10418 Surge style flapper
- 10713 Large 4" head gasket
- 54326 1½" Gasket



## Seal Kit for New Style WF Surge®

### 10705 INCLUDES:

- 10712 Ceramic seal
- 10724 Rotary seal assembly
- 10716 Small e-clip
- 10713 Large 4" head gasket
- 10723 Set screw
- 10721 Stainless collar
- 10722 PVC sleeve



## Seal Kit for SP-41

### 10750 INCLUDES:

- 14756 Ceramic seal with rubber
- 10755 Teflon seal
- 59793 O-Ring
- 10754 Spring



## Classic Milk Pump Seal Kit

### 59970 INCLUDES:

- Rotating head assembly
- Ceramic seal assembly



## Seal Kit For BouMatic® and Kleen Flo® B Style

### 10190 INCLUDES:

- Ceramic seal
- Carbon seal



## Seal Kit For Kleen Flo®

### 14775 INCLUDES:

- 14102 Head gasket
- 14756 Ceramic seal assembly
- 14770 Rotating head assembly



## Seal Kit for D-Style DeLaval®

### 10395 INCLUDES:

- 10428 Rubber seal
- 10426 Ceramic seal
- 10427 4" O-ring



## Wall Mount

### 1 HP

- 10432** D-style Kleen Flo® milk pump, with 1 HP Magnetek single phase motor
- 10434** D-style Kleen Flo® milk pump, with 1 HP Sterling S/S 1 phase motor
- 10402** D-style Kleen Flo® milk pump, with 1 HP WEC S/S 3 phase motor
- 10411** D-style Kleen Flo® milk pump, less motor (for 1 HP)

### 1½ HP

- 10502** D-style Kleen Flo® milk pump, less motor, (for 1½ HP)

## Floor Mount

### 1 HP

- 10437** D-style Kleen Flo® milk pump, with 1 HP Magnetek single phase motor
- 10401** D-style Kleen Flo® milk pump, with 1 HP Sterling S/S 1 phase motor
- 10403** D-style Kleen Flo® milk pump, with 1 HP WEC S/S 3 phase motor
- 10413** D-style Kleen Flo® milk pump, less motor (for 1 HP)

### 1½ HP

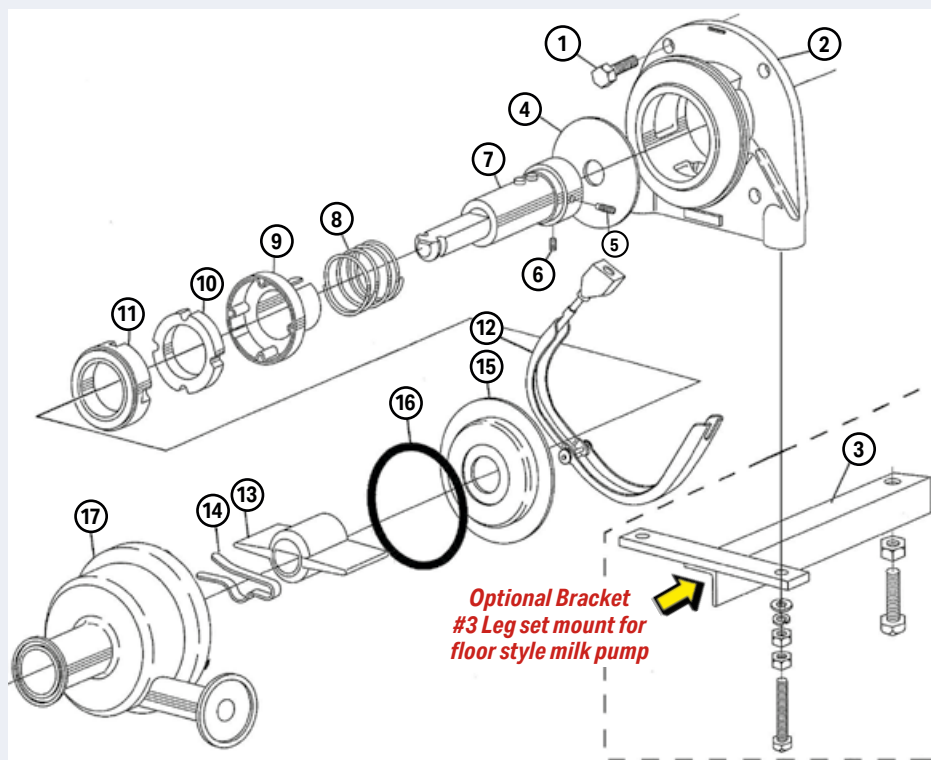
- 10404** D-style Kleen Flo® milk pump, with 1½ HP WEC S/S single phase motor
- 10405** D-style Kleen Flo® milk pump, with 1½ HP Sterling 3 phase motor
- 10503** D-style Kleen Flo® milk pump, less motor (for 1½ HP)

## Parts for D-Style Kleen Flo® Milk Pump

Illustration pg. 159

- 1 **10422** Housing mount bolt, ¾ x 1"
- 2 **10431** SS mount, for milk pump housing
- 3 **10433** SS adjustable T-brackets, converts highline to floor mount
- 4 **10424** Rubber shaft slinger
- 5 **10398** Set screw, keyway style
- 6 **10399** Set screw, standard style
- 7 **10213** Shaft, new style
- 8 **10429** Spring
- 9 **10425** Stainless collar
- 10 **10428** Rubber seal
- 11 **10426** Carbon seal

- 12 **10423** Housing clamp
- 12a **10430** Washer, for clamp pin
- 13 **10391** SS impeller, for 1 HP
- 13a **10392** Plastic impeller, for 1 HP
- 13b **10393** SS impeller, for 1½ HP
- 14 **10394** Shaft clip
- 15 **10210** Backplate
- 16 **10427** 4" o-ring
- 17 **10520** SS housing, for 1 HP
- 17a **10421** SS housing, for 1½ HP



## Replacement Rebuild Kit for D-Style Kleen Flo® #10395

### INCLUDES:

- 10428** (#10) rubber seal
- 10426** (#11) carbon seal
- 10427** (#16) 4" o-ring



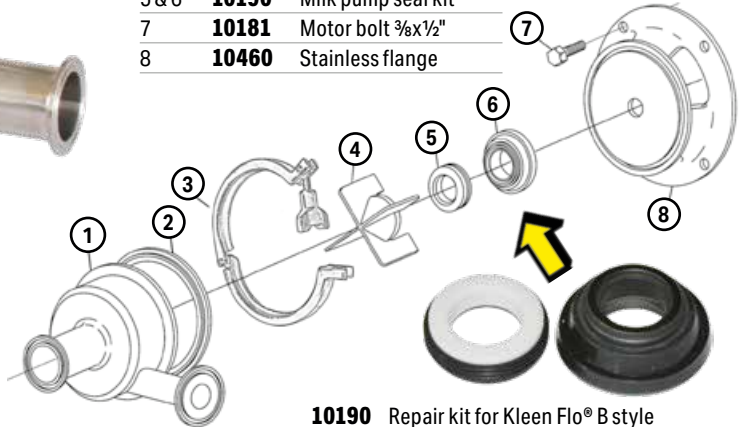
10395

Illustration pg. 159



- 10185** 4" replacement B-style Kleen Flo® milk pump, with 1 HP MAGNETEK *single phase motor*
- 10184** 4" replacement B-style Kleen Flo® milk pump, *less motor*
- 10186** 4" replacement B-style Kleen Flo® milk pump, with 1 HP STERLING *single phase motor*
- 10187** 4" replacement B-style Kleen Flo® milk pump, with 1 HP STERLING *3 phase motor*

- 1 **10180** Stainless housing
- 2 **54325** 4" Tri clamp gasket
- 3 **17232** 4" Heavy-duty clamp
- 4 **10510** Stainless impeller
- 5 & 6 **10190** Milk pump seal kit
- 7 **10181** Motor bolt 3/8x1/2"
- 8 **10460** Stainless flange



- 10190** Repair kit for Kleen Flo® B style and BouMatic® Milk Pumps  
**INCLUDES:** Ceramic and Carbon Seals

## Replacement Ben Anderson® Style Milk Pump and Parts

Illustration pg. 162



- 59910** Ben Anderson milk pump, with 4 blade impeller 1½ x 1½

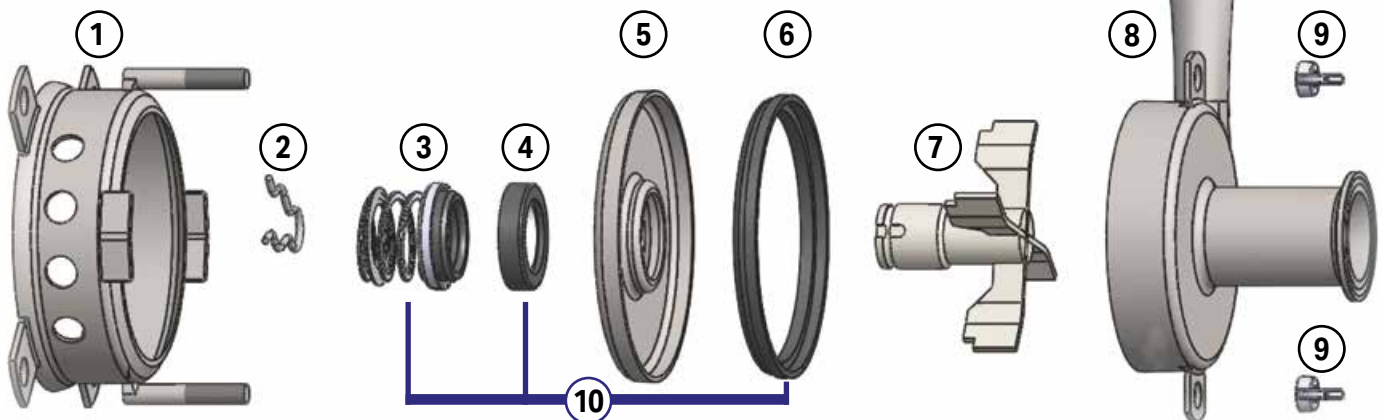


- 14768** Repair kit for new style Anderson pump

- 1 **59911** Adaptor
- 2 **14758** Cotter pin clip
- 3 **14770** Rotating head assembly
- 4 **14757** Ceramic and rubber seal
- 5 **59913** Backplate
- 6 **14766** New style body gasket

- 7 **59912** Impeller
- 8 **59915** Housing
- 9 **59917** Wingnut
- 10 **14768** Repair kit for new style Anderson pump,

**INCLUDES:** #'s 3, 4 & 6







- These are direct replacement and interchange with original Thomsen®
- A quality built pump suitable for most applications.
- Known to be a dependable milk pump in the dairy industry.
- Additional configurations available upon request.
- All pumps listed are without motors.
- Pumps can be ordered and shipped fully assembled with motor.
- Left/Right hand discharge determined by facing inlet.

**Please call our Pump Division at 1-888-304-6276 for technical support.**

Part#	Model	Inlet	Outlet	Impeller	Shaft	Discharge	RPM	Seal	Motor
<b>1HP</b>									
<b>59700</b>	#4	1.5"	1.5"	3 $\frac{7}{8}$ "	5 $\frac{1}{8}$ "	Standard	3450	Ext.	56-C
<b>59701</b>	#4	1.5"	1.5"	3 $\frac{7}{8}$ "	5 $\frac{1}{8}$ "	Reduced	3450	Ext.	56-C
<b>1½ HP</b>									
<b>59704</b>	#4	1.5"	1.5"	3 $\frac{7}{8}$ "	5 $\frac{1}{8}$ "	Standard	3450	Ext.	56-C
<b>59705</b>	#4	1.5"	1.5"	3 $\frac{7}{8}$ "	5 $\frac{1}{8}$ "	Reduced	3450	Ext.	56-C
<b>2 HP</b>									
<b>59708</b>	#4	1.5"	1.5"	3 $\frac{7}{8}$ "	5 $\frac{1}{8}$ "	Standard	3450	Ext.	56-C
<b>59710</b>	#4	1.5"	1.5"	3 $\frac{7}{8}$ "	7 $\frac{1}{8}$ "	Standard	3450	Ext.	145-TC
<b>59707</b>	#4	1.5"	1.5"	3 $\frac{7}{8}$ "	5 $\frac{1}{8}$ "	Reduced	3450	Ext.	56-C
<b>59706</b>	#4	1.5"	1.5"	3 $\frac{7}{8}$ "	7 $\frac{1}{8}$ "	Reduced	3450	Ext.	145-TC
<b>59709</b>	#4	2"	1.5"	3 $\frac{7}{8}$ "	5 $\frac{1}{8}$ "	Standard	3450	Ext.	56-C
<b>59711</b>	#4	2"	1.5"	3 $\frac{7}{8}$ "	7 $\frac{1}{8}$ "	Standard	3450	Ext.	145-TC
<b>59730</b>	#4	2"	1.5"	3 $\frac{7}{8}$ "	7 $\frac{1}{8}$ "	Reduced	3450	Ext.	145-TC
<b>59712</b>	#4	2"	2"	3 $\frac{7}{8}$ "	7 $\frac{1}{8}$ "	Standard	3450	Ext.	145-TC
<b>59703</b>	#4	2"	1.5"	3 $\frac{7}{8}$ "	5 $\frac{1}{8}$ "	Reduced	3450	Ext.	56-C
<b>2 HP Lefthand Discharge</b>									
<b>59732</b>	#4	1.5"	1.5"	3 $\frac{7}{8}$ "	5 $\frac{1}{8}$ "	Reduced	3450	Ext.	56-C
<b>59733</b>	#4	1.5"	1.5"	3 $\frac{7}{8}$ "	7 $\frac{1}{8}$ "	Reduced	3450	Ext.	145-TC
<b>59736</b>	#4	1.5"	1.5"	3 $\frac{7}{8}$ "	7 $\frac{1}{8}$ "	Standard	3450	Ext.	145-TC
<b>59731</b>	#4	2"	1.5"	3 $\frac{7}{8}$ "	7 $\frac{1}{8}$ "	Reduced	3450	Ext.	145-TC
<b>59734</b>	#4	2"	1.5"	3 $\frac{7}{8}$ "	5 $\frac{1}{8}$ "	Reduced	3450	Ext.	56-C
<b>59735</b>	#4	2"	2"	3 $\frac{7}{8}$ "	7 $\frac{1}{8}$ "	Reduced	3450	Ext.	145-TC
<b>Note: 1.5" x 1.5" left hand housing now available in full discharge upon request</b>									
<b>2 HP</b>									
<b>59713</b>	#5	2"	1.5"	4 $\frac{1}{8}$ "	7 $\frac{1}{8}$ "	Standard	3450	Ext.	145-TC
<b>59714</b>	#5	2"	2"	4 $\frac{1}{8}$ "	7 $\frac{1}{8}$ "	Standard	3450	Ext.	145-TC



**NOTE: #4 pumps are available with a reduced discharge port to use a rubber flapper check valve**

Illustration pg. 160

Part#	Model	Inlet	Outlet	Impeller	Shaft	Discharge	RPM	Seal	Motor
<b>3HP</b>									
59715	#5	2"	1.5"	4 $\frac{3}{8}$ "	$\frac{7}{8}$ "	Standard	3450	Ext.	145-TC
59717	#5	2"	2"	4 $\frac{3}{8}$ "	1 $\frac{1}{8}$ "	Standard	3450	Ext.	182-TC
59718	#5	2"	2"	4 $\frac{3}{8}$ "	$\frac{7}{8}$ "	Standard	3450	Ext.	145-TC
59719	#5	2"	1.5"	4 $\frac{7}{8}$ "	1 $\frac{1}{8}$ "	Standard	3450	Ext.	182-TC
59723	#6	2"	1.5"	4 $\frac{5}{8}$ "	$\frac{7}{8}$ "	Standard	3450	Ext.	145-TC
59721	#6	2"	1.5"	4 $\frac{3}{8}$ "	$\frac{7}{8}$ "	Standard	3450	Int.	145-TC
59720	#6	2"	2"	4 $\frac{3}{8}$ "	$\frac{7}{8}$ "	Standard	3450	Int.	145-TC
59722	#6	2"	2"	5 $\frac{7}{8}$ "	1 $\frac{1}{8}$ "	Standard	1800	Int.	182-TC
59728	#6	2"	2"	5 $\frac{7}{8}$ "	1 $\frac{1}{8}$ "	Threaded	1800	Ext.	182-TC
59729	#6	2"	2"	5 $\frac{7}{8}$ "	1 $\frac{1}{8}$ "	Threaded	1800	Int.	182-TC
<b>5HP</b>									
59680	#5	2"	2"	4 $\frac{3}{8}$ "	1 $\frac{1}{8}$ "	Standard	3450	Ext.	184-TC
59716	#5	2"	2"	4 $\frac{7}{8}$ "	1 $\frac{1}{8}$ "	Standard	3450	Int.	184-TC
59726	#6	2"	2"	5 $\frac{1}{8}$ "	1 $\frac{1}{8}$ "	Standard	3450	Int.	184-TC
59727	#6	2"	2"	5 $\frac{1}{8}$ "	1 $\frac{1}{8}$ "	Threaded	3450	Int.	184-TC
59740	#8	3"	2"	6 $\frac{7}{8}$ "	1 $\frac{1}{8}$ "	Threaded	1800	Int.	184-TC
59741	#8	3"	2"	6 $\frac{7}{8}$ "	1 $\frac{1}{8}$ "	Standard	1800	Int.	184-TC
<b>7½HP</b>									
59739	#8	3"	2"	7 $\frac{5}{8}$ "	1 $\frac{1}{8}$ "	Threaded	1800	Int.	215-TC
59742	#8	3"	2"	7 $\frac{5}{8}$ "	1 $\frac{3}{8}$ "	Standard	1800	Int.	213-TC
59745	#8	3"	2"	7 $\frac{5}{8}$ "	1 $\frac{3}{8}$ "	Threaded	1800	Int.	213-TC
<b>10 HP</b>									
59743	#8	3"	2"	7 $\frac{7}{8}$ "	1 $\frac{3}{8}$ "	Standard	1800	Int.	215-TC
59746	#8	3"	2"	7 $\frac{7}{8}$ "	1 $\frac{3}{8}$ "	Threaded	1800	Int.	215-TC
59747	#8	3"	2"	7 $\frac{7}{8}$ "	1 $\frac{3}{8}$ "	Thrd x Clamp	1800	Int.	215-TC
59748	#8	3"	2"	7 $\frac{7}{8}$ "	1 $\frac{3}{8}$ "	Clamp x Thrd	1800	Int.	215-TC
59738	#8	3"	2.5"	7 $\frac{7}{8}$ "	1 $\frac{3}{8}$ "	Standard	1800	Int.	215-TC
59744	#8	3"	3"	7 $\frac{7}{8}$ "	1 $\frac{3}{8}$ "	Standard	1800	Int.	215-TC
59749	#8	3"	3"	7 $\frac{7}{8}$ "	1 $\frac{3}{8}$ "	Clamp x Thrd	1800	Int.	215-TC



## The Difference Between Reduced Discharge and Standard (Full Discharge)

- The reduced discharge allows a rubber check valve flapper to seal directly on the end of the outlet
- The standard discharge requires an in-line ball check valve
- The reduced discharge option is only available in the #4 pump
- Pumps #5, #6, and #8 are available in full discharge clamp or thread

### Reduced Discharge



Requires rubber check valve

### Standard (Full Discharge)



Requires in-line ball check valve

**QUESTIONS?** Contact John Lapp in our Pump Division: 888-304-6276

## Adaptors



**59775**



**59801**

**59775** For #4, 56-C/145-TC

**59774** For #5, 56-C/145-TC

**59777** For #5, 182-T/184-T

**59776** For #6, 56-C/145-TC

**59773** For #6, 182-T/184-T

**59801** For #8, 215-T

## Shafts



**59786**

*For internal or external seal*

**59784** For #4, #5 & #6, - 5/8"

**59786** For #4, #5 & #6, - 7/8"

**59785** For #6, 1 1/8"

**59766** For #8, 1 1/8"

**59769** For #8, 1 3/8"

**59802** For #8, 1 5/8"

## Set Screws



**59792**



**59829**

**59792** For shaft, *standard*

**59829** For shaft, *for keyway - in 5/8" & 7/8"*

## Seal Kits



**59750**



**59760**

**59750** For #4, #5 & #6, *external seal*

**59756** For #4, #5 & #6, *external seal w/ s/s wear ring*

**59760** For #4, #5 & #6, *internal seal*

**59767** For #8, *external seal*

**59763** For #8, *internal seal*

**59770** Ceramic wear ring, *for #4, #5 and #6*

**59771** Rotary seal, *for #4, #5 and #6*

## Clamps



**59789**

**59789** For #4

**59628** For #5

**59827** For #6

**59799** For #8

**59535** T-Bolt, *for clamp*

**59536** T-Handle, *for clamp*

## O-rings



**59794**

**59795**

**59796**


**59794** For #4

**59795** For #5

**59796** For #6

**59540** For #8

## Backplate



**59782**



**59783**

**59782** For #4, *external seal*

**59787** For #5, *external seal*

**59791** For #6, *external seal*

**59778** For #8, *external seal*

**59783** For #4, *internal seal*

**59828** For #5, *internal seal*

**59797** For #6, *internal seal*

**59768** For #8, *internal seal*



## Impellers



**59578**



**59657**



**59671**

**59576** For #4, 3 $\frac{3}{8}$ "

**59577** For #4, 3 $\frac{3}{8}$ "

**59578** For #4, 3 $\frac{3}{8}$ "

**59651** For #5, 4 $\frac{1}{8}$ "

**59652** For #5, 4 $\frac{3}{8}$ "

**59650** For #5, 4 $\frac{5}{8}$ "

**59654** For #5, 4 $\frac{7}{8}$ "

**59662** For #6, 3 $\frac{3}{8}$ "

**59659** For #6, 4 $\frac{3}{8}$ "

**59660** For #6, 4 $\frac{5}{8}$ "

**59655** For #6, 4 $\frac{7}{8}$ "

**59656** For #6, 5 $\frac{1}{8}$ "

**59658** For #6, 5 $\frac{3}{8}$ "

**59657** For #6, 5 $\frac{5}{8}$ "

**59663** For #8, 5 $\frac{3}{8}$ "

**59664** For #8, 6 $\frac{1}{8}$ "

**59667** For #8, 6 $\frac{3}{8}$ "

**59668** For #8, 7 $\frac{1}{8}$ "

**59669** For #8, 7 $\frac{3}{8}$ "

**59670** For #8, 7 $\frac{5}{8}$ "

**59671** For #8, 7 $\frac{7}{8}$ "

## Impeller Clips

**59765** For #4, #5 & #6



**59765**

## Housing/Head

*Inlet / Outlet*



**59788-1**



**59800**



**59840**

**59764** For #8

**59788** For #4, 1 $\frac{1}{2}$ " x 1 $\frac{1}{2}$ " *clamp*

**59788-1** For #4, 1 $\frac{1}{2}$ " x 1 $\frac{1}{2}$ " *left hand discharge, clamp*

**59790** For #4, 1 $\frac{1}{2}$ " x 1 $\frac{1}{2}$ " *left reduced discharge, clamp*

**59825** For #4, 1 $\frac{1}{2}$ " x 1 $\frac{1}{2}$ " *reduced discharge, clamp*

**59826** For #4, 2" x 1 $\frac{1}{2}$ " *clamp*

**59822** For #4, 2" x 1 $\frac{1}{2}$ " *reduced discharge, clamp*

**59821** For #4, 2" x 2" *left reduced discharge, clamp*

**59823** For #4, 2" x 1 $\frac{1}{2}$ " *left reduced discharge, clamp*

**59780** For #4, 2" x 2" *clamp*

**59836** For #5, 1 $\frac{1}{2}$ " x 1 $\frac{1}{2}$ " *clamp*

**59798** For #5, 2" x 2" *clamp*

**59800** For #5, 2" x 1 $\frac{1}{2}$ " *clamp*

**59824** For #6, 2" x 2" *clamp*

**59834** For #6, 2" x 1 $\frac{1}{2}$ " *clamp*

**59835** For #6, 2" x 2" *threaded*

**59832** For #8, 3" x 3" *clamp*

**59837** For #8, 3" x 2 $\frac{1}{2}$ " *clamp*

**59830** For #8, 3" x 2" *clamp*

**59833** For #8, 3" x 3" *threaded*

**59831** For #8, 3" x 2" *threaded*

**59839** For #8, 3" x 3" *threaded x clamp*

**59840** For #8, 3" x 2" *clamp x threaded*

**59841** For #8, 3" x 2" *threaded x clamp*



Premium Efficient Stainless Steel Motors  
*Can be used on variable speed drives. Exceeds the demands of the dairy industry.*  
 Worldwide motors are built to handle high-pressure wash downs.

## THREE PHASE – 208-230/460 Volt

### 3450 RPM with base

<b>21500</b>	1 HP	5/8 keyed shaft	56 C
<b>21501</b>	1½ HP	5/8 keyed shaft	56 C
<b>21502</b>	2 HP	5/8 keyed shaft	56 C
<b>21503</b>	2 HP	7/8 keyed shaft	145TC
<b>21535</b>	3 HP	7/8 keyed shaft	145TC



21500

## Sterling Premium Stainless Steel Motors

## THREE PHASE – 208-230/460 Volt

### 3450 RPM with base

<b>21598</b>	1 HP	<i>Surge® replacement milk pump motor</i>
<b>21574</b>	1 HP	<i>Threaded shaft motor for BM and UN</i>

### 1800 RPM with base

<b>21515</b>	1 HP	5/8 keyed shaft	56 C
<b>21516</b>	1½ HP	5/8 keyed shaft	56 C
<b>21517</b>	2 HP	5/8 keyed shaft	56 C
<b>21518</b>	2 HP	7/8 keyed shaft	145TC



21598

## SINGLE PHASE – 240 Volt only / Reversible

### 3450 RPM with base

*White Epoxy coated Wash Down Duty with Stainless C-Face mount*

<b>21597</b>	1 HP	<i>Surge® replacement milk pump motor</i>
<b>21575</b>	1 HP	<i>Threaded shaft motor for BM and UN</i>

**ROLLED STEEL MOTORS  
 RUN COOLER THAN STAINLESS**



21575

**1 Year Warranty**

## C-Face Motors for Milk Transfer Pumps Sterling Premium Stainless Steel Motors

*Can be used on variable speed drives. Exceeds the demand of the dairy industry.*

Sterling motors are built to handle high-pressure wash downs!  
AVAILABLE IN 5 to 10 HP

### THREE PHASE – 208-230/460 volt

With Base • Stainless Steel – TEFC

<b>21538</b>	3 HP	3600 rpm	1 1/8" keyed shaft	182-TC
<b>21539</b>	3 HP	1800 rpm	1 1/8" keyed shaft	182-TC
<b>59850</b>	5 HP	3600 rpm	1 1/8" keyed shaft	184-TC
<b>59851</b>	5 HP	1800 rpm	1 1/8" keyed shaft	184-TC
<b>59853</b>	7 1/2 HP	1800 rpm	1 3/8" keyed shaft	213-TC
<b>59855</b>	10 HP	1800 rpm	1 3/8" keyed shaft	215-TC



59853

## Sterling Wash Down Duty Motors

### THREE PHASE – 208-230/460 volt

With Base • White Epoxy Painted • TEFC

<b>59842</b>	5 HP	3600 rpm	1 1/8" keyed shaft	184-TC
<b>59843</b>	5 HP	1800 rpm	1 1/8" keyed shaft	184-TC
<b>59845</b>	7 1/2 HP	1800 rpm	1 3/8" keyed shaft	213-TC
<b>59847</b>	10 HP	1800 rpm	1 3/8" keyed shaft	215-TC



**(PUMP NOT INCLUDED)**

59847

## Sterling Stainless Steel Tank Washer Motors

### SINGLE PHASE – 120/240 Volt

<b>21578</b>	3/4 HP motor with 56-J threaded shaft, 1 phase			
<b>21579</b>	1 1/2 HP motor with 56-J threaded shaft, 1 phase			
<b>21579-WB</b>	1 1/2 HP motor with 56-J threaded shaft, 1 phase with base			
<b>21619</b>	Weld-on base for Sterling Stainless motor, 56-C			



21578





## 3 Phase Motors


**NEMA  
Premium®**

## FEATURES

- Aluminum body motor
- Runs cooler than a stainless motor
- Washdown duty with a stainless steel shaft
- Inverter rated with a 15:1 constant torque for VFD use
- C-Face
- 208-230/460 Volt

Part #	HP	RPM	Frame
<b>59861</b>	1	3600	56-C
<b>59872</b>	1	1800	56-C
<b>59862</b>	1.5	3600	56-C
<b>59863</b>	2	3600	56-C
<b>59864</b>	2	3600	145-TC
<b>59871</b>	3	3600	56-C
<b>59865</b>	3	3600	182-TC
<b>59866</b>	3	1800	182-TC
<b>59867</b>	5	3600	184-TC
<b>59868</b>	5	1800	184-TC
<b>59869</b>	7.5	1800	215-TC
<b>59870</b>	10	1800	215-TC

**1 Year Warranty**
Single Phase  
Motors

## FEATURES

- White epoxy painted wash down duty
- V-ring rotating lip seal on shaft end
- 303 stainless steel shaft
- Moisture resistant sealer on interior components
- Gasketed conduit box
- Double dip and bake windings to help protect from moisture
- C-Face


**21552**
**SINGLE PHASE – 120/240 Volt**

<b>21552</b>	1 HP	¾ keyed shaft	3450 RPM
<b>21553</b>	1½ HP	¾ keyed shaft	3450 RPM



## C-Face Motors for Milk Transfer Pumps

- TEFC
- 3 phase
- 208-230/460

<b>59811</b>	3 HP	3600 RPM	1 1/8" shaft	182-TC
<b>59812</b>	3 HP	1800 RPM	1 1/8" shaft	182-TC
<b>59810</b>	5 HP	3600 RPM	1 1/8" shaft	184-TC
<b>59815</b>	5 HP	1800 RPM	1 1/8" shaft	184-TC
<b>59817</b>	7 1/2 HP	1800 RPM	1 3/8" shaft	213-TC
<b>59818</b>	10 HP	1800 RPM	1 3/8" shaft	215-TC



## Extra High Torque Farm Duty Motor

- 1.15 Service Factor
- TEFC
- Single phase
- 1800 RPM

<b>59803</b>	3 HP	1 1/8" shaft	184-TC
<b>59805</b>	5 HP	1 1/8" shaft	184-TC
<b>59807</b>	7 1/2 HP	1 3/8" shaft	215-TC
<b>59809</b>	10 HP	1 3/8" shaft	215-TC



## A Motor Designed by A.O. Smith / Magnetek for Dairy Milk Pumps

### FEATURES

- Wash Down Duty Motor
- Stainless Steel Shaft
- Weatherproof
- Permanent Split Capacitor
- TENV
- 3600 RPM
- Single Phase – **240 Volts ONLY**

### FOR DELAVAL® MILK PUMPS

<b>21583</b>	1 HP	5/8" keyed shaft	B-583
--------------	------	------------------	-------

### FOR BOUMATIC® MILK PUMPS

<b>21586</b>	1 HP	threaded shaft	B-586
--------------	------	----------------	-------



21586

**1 Year Warranty**

## ImPulse CL

The ImPulse CL milk pump controller system is an adjustable probe level VSD system. The ImPulse CL is a continuous level variable speed milk pump system using a 4-20ma signal with 1" resolution and is available in four sizes. The CL allows you to have different min/max speed settings for milk and wash which allows you to optimize your milk cooling capabilities and can be customized for each receiver. The CL offers an optional overflow alarm feature to alert you if the receiver starts to flood or if there are trip codes, as well as a clean-in-place (CIP) feature for positive displacement milk pumps.



### Continuous Speed Milk Pump Controllers – Less Probe

Part#	HP	Volts	Phase
<b>35150NP</b>	2HP	230	Dual Rate 1 & 3
<b>35160NP</b>	2HP	460	3
<b>35155NP</b>	3HP	230	Dual Rate 1 & 3
<b>35165NP</b>	3HP	460	3
<b>35170NP</b>	5HP	460	3

### Continuous Level Probe & Float

<b>34902NP</b>	24" length – 18" read range
<b>34903NP</b>	30" length – 24" read range
<b>34904NP</b>	40" length – 34" read range
<b>34906NP</b>	60" length – 54" read range
<b>R03402NP</b>	Sensing strip for 24" probe
<b>R03403NP</b>	Sensing strip for 30" probe
<b>R03404NP</b>	Sensing strip for 40" probe
<b>R03406NP</b>	Sensing strip for 60" probe
<b>R03530NP</b>	SS Float 1.4"
<b>20056</b>	Radel Float, for ½" Probe Rod
<b>10101</b>	Rubber 1½" probe holder with ½" hole, for ImPulse CL and III

### Control Relays – 6amp 250V

<b>P29753NP</b>	220V AC/DC
<b>P29752NP</b>	120V AC/DC
<b>P29751NP</b>	24V AC/DC
<b>P29750NP</b>	12V AC/DC

### Miscellaneous Parts

<b>29700NP</b>	Shielded Power Cable for VSD – 16 AWG, 4 Conductor, 12A Cont – per foot
<b>29710NP</b>	18/2 Shielded control cable, per foot
<b>R35506NP</b>	Deluxe overflow alarm, red strobe
<b>R35510NP</b>	Economy overflow alarm, red LED & audible tone
<b>R03517NP</b>	IDEC rotary DP-DT switch
<b>R03518NP</b>	IDEC push button momentary DP-ST switch

### Probe Assemblies and Parts for ImPulse III

<b>35002NP</b>	24" Probe assembly
<b>35003NP</b>	30" Probe assembly
<b>35001NP</b>	40" Probe assembly
<b>35006NP</b>	60" Probe assembly
<b>R03509NP</b>	1.5" SS Float with Magnet, 1.5" OD x 1.5" ID x 0.555" ID

### Impulse CL Replacement Inverters (Less Keypad)

<b>R03630NP</b>	2HP 230V CL Inverter Only 1 & 3 Phase
<b>R03631NP</b>	3HP 230V CL Inverter Only 1 & 3 Phase
<b>R03632NP</b>	2HP 460V CL Inverter Only 3 Phase
<b>R03633NP</b>	3HP 460V CL Inverter Only 3 Phase
<b>R03634NP</b>	5HP 460V CL Inverter Only 3 Phase



R35506NP



35002NP



20056





## WD4X

### Milk Pump Phase Converter

#### FEATURES

- Installs between the current LLC board and the motor.
- This inverter can be used on any LLC system without the need to change the probe or LLC board.
- Single Phase motors can be a challenge because of repetitive start up in a milk receiver system.
- Installing this inverter means you can now use a 3-phase motor on a single phase system, thus eliminating switch and capacitor problems and also provides a soft start.
- Motor speed can be adjusted to reduce milk flow speed to better maximize the benefits of a plate cooler.



**21682**

Inverter for milk pump motor

Single phase input to 3 phase output, up to 2 HP motor, WD4X, Nema 4 enclosure

### Definite Purpose Contactors



**20320**

#### 2 Pole

Part#	FL Amps	Coil Voltage
<b>20319</b>	30	208-230
<b>20320</b>	30	110-120
<b>20321</b>	30	24

#### FEATURES

- Cushioned, isolated coil reduces vibration & noise
- Large terminals for easy wiring
- Universal mounting backplate



**20309**

#### 3 Pole

Part#	FL Amps	Coil Voltage
<b>20317</b>	30	110
<b>20318</b>	40	240
<b>20312</b>	40	110
<b>20311</b>	50	240
<b>20310</b>	50	110
<b>20309</b>	50	24
<b>20314</b>	60	220
<b>20315</b>	60	110


## Surge



- 10730** Milk Pump housing, with Surge ferrule - right hand
- 10732** Milk Pump housing, with Tri clamp ferrule - right hand
- 10733** Milk Pump housing, with Surge ferrule - left hand
- 10734** Milk Pump housing, with Tri clamp ferrule - left hand



**10729**  
4 Blade Impeller,  
for Surge® milk pump



**10725**  
New Style backplate  
for Surge® Milk Pump

## BouMatic



**10511**  
Impeller  
for 3" Boumatic® milk pump

## SP-41



**59901**  
Shaft for SP-41 milk pump, 5/8" keyed



- 59905** Replacement shaft for SP-51 milk pump, 7/8" keyed
- 59906** Replacement shaft for SP-51 milk pump, 5/8" keyed
- 59904** Replacement retaining pin for SP-51 milk pump shaft

## Sta-Rite



**59892**  
3 Blade Impeller  
for Sta-Rite® milk pump

Illustrations pg. 162

## Universal



**59882**  
Backplate  
for U/N milk pump



**59880**  
Seal for U/N milk pump



**59881**  
Housing gasket  
for U/N milk pump



**59886**  
O-ring  
for U/N, Sta-rite® &  
Ben Anderson® milk pumps

## Transfer Hose and Fittings

Hose and fittings custom made to size and specification.  
Available in 1.5", 2", 2.5" and 3" Tri-Clamp Bevel Seat with nut.

*Please call 1-888-304-6276 for a quote*

### FEATURES & ADVANTAGES:

- Extreme Flexibility – Designed for maximum flexibility, bends easy around tanks and equipment
- Temperature range – Low -22 degrees ( F ) / High 226 degrees ( F )
- Smooth cover – Designed for easy cleaning, no gaps or crevices for dirt or bacteria to hide
- Can be used for CIP with the pressed-on KOA sanitary fittings.



**59820**  
Stainless steel cart  
for 3 to 10 HP



**59860**  
Stationary pump stand  
for 5 to 10 HP motors



**KOA Fittings**  
Every KOA Sanitary Fitting  
is certified to meet the 3-A  
Sanitary Standard for  
Sanitary Fittings.

## Economy Hose and Fittings

PVC clear standard hose with white helix  
smooth wall – max temp. = 130 degrees



**59501**

### Hose

<b>59500</b>	1.5"
<b>59501</b>	2"
<b>59502</b>	3"

### T-Bolt clamps

<b>59503</b>	1.5"
<b>59504</b>	2"
<b>59505</b>	3"



**59480**

### Fittings

<b>59469</b>	1½" bevel seat adapter, with nut x 1½" flared hose end
<b>59470</b>	2" bevel seat adapter, with nut x 2" flared hose end
<b>59471</b>	3" bevel seat adapter, with nut x 2" flared hose end
<b>59472</b>	3" bevel seat adapter, with nut x 3" flared hose end
<b>59479</b>	1½" tri-clamp adapter x 1½" flared hose end
<b>59480</b>	2" tri-clamp adapter, x 2" flared hose end
<b>59481</b>	3" tri-clamp adapter, x 2" flared hose end
<b>59482</b>	3" tri-clamp adapter, x 3" flared hose end

- 78470** 4" Vacuum Drain Valve  
**78471** Diaphragm for 4" drain valve  
**78473** 3/8" Clear hose for vacuum drain valve (per foot)  
**78474** 7/16" Clear hose for vacuum drain valve (per foot)  
**78460** 1 1/2" elbow with 3/8" ID nipple and drain valve assembly  
**78459** 2" elbow with 3/8" ID nipple and drain valve assembly

## Drain Valve Elbows

- |                |              |      |         |                               |
|----------------|--------------|------|---------|-------------------------------|
| <b>78465</b>   | 1 1/2" elbow | with | 3/8" ID | bottom outlet                 |
| <b>78466</b>   | 1 1/2" elbow | with | 1/2" ID | bottom outlet                 |
| <b>78467</b>   | 1 1/2" elbow | with | 5/8" ID | bottom outlet                 |
| <b>78431</b>   | 1 1/2" elbow | with | 1/2" ID | left handed outlet            |
| <b>78432</b>   | 1 1/2" elbow | with | 1/2" ID | right handed outlet           |
| <b>78433</b>   | 1 1/2" elbow | with | 5/8" ID | right handed outlet           |
| <b>78433-1</b> | 1 1/2" elbow | with | 5/8" ID | left handed outlet            |
| <b>78437</b>   | 1 1/2" elbow | with | 1/2" ID | parallel outlet               |
| <b>78434</b>   | 2" elbow     | with | 1/2" ID | left handed outlet            |
| <b>78435</b>   | 2" elbow     | with | 1/2" ID | right handed outlet           |
| <b>78439</b>   | 2" elbow     | with | 1/2" ID | parallel outlet               |
| <b>78462</b>   | 2" elbow     | with | 3/8" ID | bottom outlet                 |
| <b>78463</b>   | 2" elbow     | with | 1/2" ID | bottom outlet for drain valve |
| <b>78464</b>   | 2" elbow     | with | 5/8" ID | bottom outlet for drain valve |



- Works with a 3/8" ID hose
- Overall diameter 4 1/2"
- Bottom nipple is 3/8" OD



## Plastic Pneumatic Hose Shutoffs

- 21880** For 5/8" ID with plastic barb connection  
**21882** For 5/8" ID with 1/2" connection  
**21884** For 5/8" ID with 1/4" connection  
**21890** For 3/4 - 7/8" ID with 1/2" connection  
**21892** For 3/4 - 7/8" ID with 1/4" connection  
**21895** Rubber Boot for pneumatic hose shutoff  
**21896** Holder for pneumatic hose shutoff  
**21897** 3 pc repair kit for pneumatic hose shutoffs

- 78483** Large pinch clamp valve, vacuum operated, for 3/8" to 1/2" rubber or silicone hose

- 78484** Rubber boot cover for 78483 drain valve  
**78485** Large pinch clamp valve, vacuum operated, with 1 1/2" elbow with 5/8" nipple  
**78488** Rubber Strap, for Black Plastic Drain Valve  
**78487** U-cup seal, for high capacity black plastic drain  
**78476** Diaphragm only, for stainless pinch valve  
**78450-1** 1 1/2" elbow, with 3/8" ID nipple, with 78483 pinch clamp valve  
**78454-1** 1 1/2" elbow, with 5/8" ID nipple, with 78483 pinch clamp valve



## 1 1/2" Milk Pump Flapper Valves

- 10415** Stainless flapper valve seat for milk pump check valve  
**10416** Rubber check valve for D style milk pump  
**10418** Rubber check valve for Surge®  
**10417** Small tri-clamp rubber check valve  
**10419** Large tri-clamp rubber check valve



## Stainless Milk Pump Check Valves & Replacement Parts

- 10438** 1 1/2" SS check valve, with pin & ball  
**10438-1** 1 1/2" SS check valve, with rubber coated ss ball  
**10439** Ball only, for 1 1/2" check valve assembly  
**10439-1** Rubber coated SS ball, for 1 1/2" check valve  
**10436** - Retaining clip, for 1 1/2" milk pump check valve  
**10465** 2" SS check valve, with pin & ball  
**10467** Ball only, for 2" check valve  
**10466** Retaining clip, for 2" milk pump check valve



## Restrictor Discs

- 10468** Stainless 1 1/2" restrictor disc, with 1/8" pilot hole  
**10469** Stainless 2" restrictor disc, with 1/8" pilot hole



## Kleen Flo® Milk Filter Assemblies

These side discharge filter assemblies are sold complete with the o-ring, flat white gasket and heavy duty clamp.



*All Kleen Flo® milk filter assemblies are closed bottom strainers, and require the sock filter*

### 3 x 23½" Side Discharge Filter

<b>10320</b>	3" x 23" x 1½" Filter assembly
<b>10322</b>	3" x 23" Stainless filter insert
<b>10321</b>	3" x 23½" Stainless filter body
<b>10318</b>	O-ring for 3 x 23½"
<b>10319</b>	White flat seal gasket for 3 x 23½"
<b>54328</b>	2½" Pipeline gasket
<b>17132</b>	2½" heavy duty clamp
<b>10317</b>	Replacement silicone o-ring for BM side discharge 1.725" id x 2.145" od .210 wall

### 4⅞" Side Discharge Filters for 17" & 33"

<b>20738</b>	4⅞" x 17" x 1½" Filter assembly
<b>20733</b>	4⅞" x 33" x 1½" Filter assembly
<b>20752</b>	4⅞" x 33" x 2" Filter assembly
<b>20728</b>	4⅞" x 33" Stainless filter insert
<b>20742</b>	4⅞" x 17" Stainless filter insert

**WHITE GASKET STYLE**

### Parts for 4" Side Discharge Filter

<b>20731</b>	White flat seal gasket for 4"
<b>20732</b>	Two tabbed o-ring for 4"
<b>54325</b>	4" Pipeline gasket
<b>17232</b>	4" Heavy-duty clamp



## Stainless Front End Filter Dispensers



20794



20748

Spring Loaded Hinges

<b>20794</b>	For 2¼" x 24" up to 3" x 23½" filters
<b>20745</b>	For up to 4⅞" x 36" filters
<b>20748</b>	For up to 4⅞" x 17" filters
<b>20747</b>	Black knob for filter dispenser
<b>20746</b>	SS spring for filter door dispenser
<b>20788</b>	Stainless dispenser for 15" milk filters



20788

**NEW**

## Filter Assemblies

Illustration pg. 163

- 38590** 6" inline filter assembly,  $\frac{5}{8}$ " ID ports
- 38591** 6" inline filter assembly,  $\frac{3}{4}$ " ID ports
- 38594** Spring, for 6" assembly
- 38595** 6" inline filter body, only

- 38600** 12" inline filter assembly,  $\frac{5}{8}$ " ID ports
- 38601** 12" inline filter assembly,  $\frac{3}{4}$ " ID ports
- 38604** Spring, for 12" assembly
- 38605** 12" inline filter body, only

- 38610** 24" inline filter assembly,  $\frac{5}{8}$ " ID ports
- 38612** 24" inline filter assembly,  $\frac{3}{4}$ " ID ports
- 38614** 24" inline filter assembly,  $\frac{7}{8}$ " ID ports
- 38616** Spring, for 24" assembly
- 38617** 24" inline filter body, only



**19547**

1" rubber filter grommet  
(Used in our assemblies)



**19549**

1 1/2" rubber filter grommet

## Parts for Open Bottom Straight Through Filters



**20737**

Top rubber discharge cap for 4 7/8" tube filter, *O/S smooth version*



**20734**

Top discharge cap for 4 7/8" tube filter



**20736**

Bottom discharge cap for 4 7/8" tube filter, *N/S ribbed*



**20735**

Bottom discharge cap for 4 7/8" tube filter, *O/S smooth*

## Stainless Light Duty Strainer

- 20780** Light Duty Stainless Strainer

### INCLUDES:

inside mesh strainer, o-ring and box of 100 filter disks

- 20781** O-Ring

- 20782** Stainless screen

- 20783** 6 1/2" filter disk for milk strainer (box of 100)

- 20784** Stainless ring with handle for #20780 strainer



**20784**



Top: 12 1/2" Wide

Bottom: 5" Wide

**COMES WITH A BOX OF FILTERS**

**Great For The Hobby Farmer!**

## Sold in Case Lots Only

### Ultra Flow

<b>81000</b>	2" x 24" Socks	D588	100 per box / 6 boxes per case
<b>81001</b>	2 1/4" x 12" Socks	D584	100 per box / 12 boxes per case
<b>81002</b>	2 1/4" x 24" Socks	D589	100 per box / 6 boxes per case
<b>81003</b>	2 1/2" x 24" Socks	D590	100 per box / 6 boxes per case
<b>81004</b>	2 3/4" x 23 1/2" Socks	D591	100 per box / 6 boxes per case
<b>81005</b>	3 1/4" x 22" Tubes	D522	100 per box / 10 boxes per case

### Low Pressure

<b>81007</b>	2 1/4" x 12" Socks	D567	100 per box / 12 boxes per case
<b>81008</b>	2 1/4" x 24" Socks	D568	100 per box / 12 boxes per case

### Filter Rolls & Strips

<b>81021</b>	12" x 15" Strips	D666	100 per box / 10 boxes per case
--------------	------------------	------	---------------------------------

### Disks

<b>81024</b>	6 1/2" Non-Gauze	D110	100 per box / 36 boxes per case
--------------	------------------	------	---------------------------------

### Break Proof Tubes

<b>81031</b>	4 7/8" x 17"	D547	50 per box / 10 boxes per case
<b>81032</b>	4 7/8" x 33 1/2"	D538	50 per box / 9 boxes per case
<b>81033</b>	4 7/8" x 36"	D539	50 per box / 6 boxes per case

### Break Proof Socks

<b>81036</b>	2" x 24"	D576	100 per box / 6 boxes per case
<b>81037</b>	2 1/4" x 12"	D579	100 per box / 12 boxes per case
<b>81038</b>	2 1/4" x 24"	D577	100 per box / 6 boxes per case
<b>81039</b>	3" x 23 3/8"	D572	100 per box / 6 boxes per case
<b>81043</b>	4 7/8" x 33 1/2"	D548	50 per box / 9 boxes per case
<b>81045</b>	4 7/8" x 17"	D546	50 per box / 10 boxes per case

**FREE SHIPPING**  
**ON 25 OR MORE CASES**  
**KENAG PRODUCTS**  
**IN USA ONLY**



## Sold in Case Lots Only

### Tuffy Pipeline Socks

<b>81300</b>	2 1/4" x 6"	4199.0635	100 per box / 10 boxes per case
<b>81301</b>	2 1/4" x 12"	4153.0636	100 per box / 12 boxes per case
<b>81302</b>	2" x 24"	4179.0637	100 per box / 6 boxes per case
<b>81303</b>	2 1/4" x 24"	4185.0637	100 per box / 6 boxes per case
<b>81304</b>	2 3/4" x 23 1/2"	4174.0630	100 per box / 5 boxes per case
<b>81305</b>	3" x 23 1/2"	4175.0630	100 per box / 5 boxes per case
<b>81307</b>	4 7/8" x 17"	4197.0666	50 per box / 9 boxes per case
<b>81308</b>	4 7/8" x 28"	4190.0666	50 per box / 9 boxes per case
<b>81309</b>	4 7/8" x 33 1/2"	4192.0666	50 per box / 9 boxes per case
<b>81310</b>	4 7/8" x 36"	4194.0666	50 per box / 9 boxes per case

### End-O-Line

<b>81312</b>	3 1/4" x 12" Flannel Socks	4231.8066	50 per box / 9 boxes per case
<b>81317</b>	2 3/16" x 24" Flannel Pipeline Socks	4182.8030	600 per box / 1 boxes per case

### Tuffy Pipeline Sleeves

<b>81318</b>	3 5/16" x 22 1/4"	4603.0630	100 per box / 5 boxes per case
<b>81319</b>	4 7/8" x 17"	4196.0666	50 per box / 9 boxes per case
<b>81320</b>	4 7/8" x 33 1/2"	4643.0666	50 per box / 9 boxes per case
<b>81321</b>	4 7/8" x 36"	4605.0666	50 per box / 9 boxes per case

### Tuffy Discs

<b>81323</b>	4 9/16"	4198.0649	200 per box / 18 boxes per case
--------------	---------	-----------	---------------------------------

### Filter - Clean Discs

<b>81324</b>	6 1/2"	4103.1444	100 per box / 36 boxes per case
<b>81325</b>	Half Case 6 1/2"	4103.1441	100 per box / 18 boxes per case
<b>81328</b>	15"	4121.1435	100 per box / 10 boxes per case

### Perfect-Fit

<b>81334</b>	24" Coil & Retainer Kit, Tri-Clamp	4801.0072	1 per box / 1 box per case
--------------	------------------------------------	-----------	----------------------------



## Eco Plate Coolers

Part#	Description	Milk cooled per hour (Gals. Lbs.)		Gallons of water needed for max. gallons of milk
21010	31 - Plate Single Pass	450	3,870	1,350
21012	55 - Plate Single Pass	950	8,170	2,850
21014	55 - Plate Dual Pass	450	3,870	1,350


## Eco Parts

21016	Eco plate, with gasket
21018	Eco Inlet/outlet gasket
20807	Bracket, for Plate Cooler
21017	Eco Plate gasket, only



- A more economical, all stainless, plate cooler
- Dual water ports for better cooling efficiency
- Bracket included
- 1" NPT water
- 1½" Tri clamp milk inlets

## Plate Cooler Parts



21031

21044



10685



20825



40114-1



40122

## EZ Solenoid Valves

21026	¾" EZ external water solenoid valve,	120V AC
21027	1½" EZ external water solenoid valve,	120V AC
21028	1" EZ solenoid valve,	24V DC
21028-1	1" EZ solenoid valve,	12V DC
21029	1" EZ solenoid valve,	24V AC
21030	1" EZ solenoid valve,	120V
21031	1" EZ solenoid valve,	240V
21032	Coil only, for EZ solenoid valve,	120V
21033	Coil only, for EZ solenoid valve,	240V
21034	Rebuilt kit, for EZ ¾" & 1" solenoid valve	
21042	Coil wire connector, for 1" solenoid valve	
21044	Wire connector, for coil on a 1" solenoid valve	
20825	Stainless 1½" woven mesh screen	
10685	Stainless 1½" perforated screen/gasket	
20849	5 oz. tube of 1099 adhesive, for plate cooler	

## Dema Solenoid Valves

40114	Brass Dema Water Valve ¾" NPT Port,	120V AC
40114-1	Stainless Dema Water Valve 1" NPT Port,	120V AC
40114-2	Diaphragm Kit for ¾" Dema Water Valve	
40114-3	Diaphragm for 1" Stainless Steel Dema Water Valve	
40121	Brass Dema Water Valve, ¾" NPT Port, With 24" Leads	230V AC,
40122	Brass Dema Water Valve, ¾" NPT Port, No Wire Leads	230V AC,
40123	Wired 24" Leads for 230V AC Dema Water Valve, Din Female Connector	



## Dumping Stations & Parts

### Parts for Glass Quart Jar Moisture Trap

- 10439** Ball, for trap
- 20237** Glass quart jar, with drain hole
- 20248** Rubber drain check valve

### Pumping/Dumping Station and Parts

- 38700** Pumping station, with BA milk pump, 1HP Electric motor
- 38750** Pumping station, with BA milk pump, 1HP Air motor
- 38147** Dumping station wheel, small (requires 1 per station)
- 38149** Dumping station wheel, large (requires 2 per station)
- 38207** Hose dryer motor, 95 CFM
- 10299** 1/2" Collar, for dumping station shaft
- 23251** 5" Dumping station ball
- 23252** 6" Plastic trap ball
- 38205** Dumping station hose hooks

### Releaser Jar Parts

- 38213** White cylinder gasket, for 1600 or 1800 releaser
- 38220** Clear elbow with thread, 5/8", for 1800 releaser
- 38215** Blue elbow with 3/8" ID, 1/2" thread, for 1800 releaser
- 38211** Rubber seal, for releaser rod
- 56217** Jar bracket gasket
- 56224** Restrictor with red cap, for Bender releaser
- 56225** Red cap

### Check Valves for Releasers and Parts


- 38500** 1" x 1 1/2" x 1" OD assembly, for drain hose
- 38525** 1 1/2" glass to 5/8" ID s/s assembly, for large Bender releaser
- 38527** 1 1/2" glass to 3/4" ID s/s assembly, for large Bender releaser
- 38545** 1 1/2" x 1 1/2" x 1 1/2" tee assembly, for small Bender releaser
- 38532** 1 1/2" Tri-clamp x glass fitting ss check valve body only, for large Bender releaser
- 10419** 1 1/2" Rubber flapper valve, for tri clamp fitting (large)
- 10415** Stainless flapper valve seat, for 1 1/2"



**38700 & 38750**

**INCLUDES:**

- 61299** – bracket
- 38612** – inline filter assembly



**38612**



**38100**

**Stainless moisture trap assembly for Bender Releaser**



**38532**

### Sputnik Wheels

- 70104** Air tire for back wheels, standard
- 38145** Bearing for air tire, 3/4"
- 38182** Hard swivel wheel with plate
- 38187** Front wheel with bearing, no plate



**38196**

### Sputnik Miscellaneous Parts

- 38191** Pipe o-ring
- 38190** V-type lid gasket
- 38189** O-ring type lid gasket
- 38192** Grommet
- 38202** 1 1/2" hose clamp with washer, for Sputnik grommet
- 38196** Drain gaskets, 1 1/2" thicker style
- 38196-1** Drain gaskets, 1 1/2" thinner style
- 38197** Drain gaskets, 2" thicker style
- 38197-1** Drain gaskets, 2" thinner style
- 38199** Drain gasket, 3"

**78428**

Replacement drain tube, for Surge® Fast Flow drain



**78414**

Replacement rubber drain elbow for DeLaval® Milk Pump



## CIPs and Parts

These heavy-duty all stainless CIP racks are designed to fit almost any style of claw, including the 300cc or the Harmony®.

**Heavy Duty Rack**

<b>10240</b>	Heavy-duty CIP rack, <i>only</i>
<b>10250</b>	Complete assembly, less u-bolts, <i>with WJ-GT cups for O6 shell</i>
<b>10252</b>	Complete assembly, less u-bolts, <i>with WJ-S cups for BM, Surge® &amp; UN</i>
<b>10255</b>	Complete assembly, less u-bolts, <i>with JC cups for Evolution</i>
<b>10256</b>	Complete assembly, less u-bolts, <i>with WJ-G cups</i>
<b>10248</b>	U-Bolt assembly, (2" ID x 3" long – 2 needed)


**Light-Duty Rack**

<b>10235</b>	Light-duty wire style CIP rack, <i>only</i>
<b>10234</b>	Complete assembly, <i>with JC cups for Evolution</i>
<b>10236</b>	Complete assembly, <i>with WJ-GT cups for O6</i>
<b>10237</b>	Complete assembly, <i>with WJ-S cups for BM &amp; Surge®</i>
<b>10239</b>	Complete assembly, <i>with WJ-G cups</i>

**Conewango Jetter Cups ONLY**

*for Heavy-Duty, Light-Duty and Drawer Style CIP Racks*


<b>25160-1</b>	For DL (WJ-GT), <i>Replaces 7350 &amp; 27325</i>
<b>25161-1</b>	For BM, Surge, Vision (WJ-S), <i>Replaces 7330, 7340, &amp; 7322</i>
<b>25163-1</b>	For large bore (WJ-G), <i>Replaces 7360</i>
<b>25170</b>	For Evolution (JC)



*U-bolts to mount the racks are sold separately  
2 needed per rack*

**CIP Rack Assemblies****INCLUDES:**

Stainless CIP tee, duckbill drain  
and 4 jetter cups



## Kleen Flo® Drawer Style CIP Rack and Parts

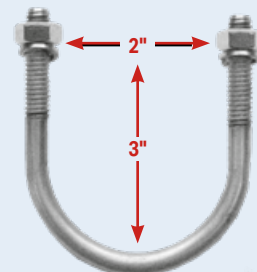
Compact, high quality, stainless steel Drawer style CIP with excellent drainage. The rubber cups are a sturdy "snap in" style for quick attachment and removal. The bottom slot openings allow exceptional drainage.

<b>10261</b>	Complete CIP Rack assembly, <i>with WJ-GT rubber cups for DL, tee and duckbill</i>
<b>10262</b>	Complete CIP Rack assembly, <i>with WJ-S rubber cups for BM, tee and duckbill</i>
<b>10263</b>	Complete CIP Rack, <i>with JC cups for Evolution</i>
<b>10265</b>	Drawer style CIP rack, <i>only</i>
<b>10268</b>	Black knob, <i>for drawer</i>
<b>10269</b>	Stop guide, <i>for drawer</i>
<b>25160-1</b>	Jetter cup, <i>for DL (WJ-GT), Replaces 7350 &amp; 27325</i>
<b>25161-1</b>	Jetter cup, <i>for BM, Surge®, Vision (WJ-S), Replaces 7330, 7340, &amp; 7322</i>
<b>25170</b>	Conewango Jetter cup, <i>for Evolution (JC)</i>



Drawer size  
12" long  
8½" wide  
2¼" deep

*Notched Design  
Keeps Drawer in Place*

**10361**CIP Distributor Tee  
*in line***10364**CIP Distributor  
*without tee***10360**CIP Distributor Tee,  
*out of line***Not Shown****10362**CIP Distributor Tee  
*Vented 0.078, #47, out of line***54589**Stainless tee  
⅝" ID- ¾" OD**18037**  
Duckbills**59206**  
Plastic Restrictors  
*for CIP Tee***10248**Stainless U-Bolts  
*with nuts and washers  
(2 needed per rack)***25168**Old Style Replacement  
Jetter Cup  
*for DL wash rack (7310)*

## Under Curb Sliding CIP

Illustrations pg. 163

### Assembly, with blocks - less Mounting Plate

NEW Part#	Description
<b>10271-49.5MM</b>	49.5MM under curb mount sliding CIP rack
<b>10271-50.5MM</b>	50.5MM under curb mount sliding CIP rack
<b>10271-52MM</b>	52MM under curb mount sliding CIP rack
<b>10271-55MM</b>	55MM under curb mount sliding CIP rack
<b>10271-56.5MM</b>	56.5MM under curb mount sliding CIP rack
<b>10271-57MM</b>	57MM under curb mount sliding CIP rack
<b>10271-59MM</b>	59MM under curb mount sliding CIP rack
<b>10271-Custom</b>	Custom under curb mount CIP rack


### Blocks, Only

<b>10280-49.5MM</b>	49.5MM delrin block for under curb CIP
<b>10280-50.5MM</b>	50.5MM delrin block for under curb CIP
<b>10280-52MM</b>	52MM delrin block for under curb CIP
<b>10280-55MM</b>	55MM delrin block for under curb CIP
<b>10280-56.5MM</b>	56.5MM delrin block for under curb CIP
<b>10280-57MM</b>	57MM delrin block for under curb CIP
<b>10280-59MM</b>	59MM delrin block for under curb CIP

### Miscellaneous Parts


<b>10286</b>	Set of 2 mounting slides
<b>10273</b>	Drain assembly, for <i>Drawer or Fold Down CIP rack</i>
<b>10285</b>	Stainless mounting plate, for <i>Under Curb CIP rack</i>

### BLOCK Sizes are ACTUAL Sizes



Needs 13" under the curb

**CUSTOM SIZES AVAILABLE**



10285

## Fold Down CIP

Illustrations pg. 163

### Tray Assembly, with blocks

NEW Part#	Description
<b>10291-49.5MM</b>	49.5MM fold down CIP tray
<b>10291-50.5MM</b>	50.5MM fold down CIP tray
<b>10291-52MM</b>	52MM fold down CIP tray
<b>10291-55MM</b>	55MM fold down CIP tray
<b>10291-56.5MM</b>	56.5MM fold down CIP tray
<b>10291-57MM</b>	57MM fold down CIP tray
<b>10291-58MM</b>	58MM fold down CIP tray
<b>10291-59MM</b>	59MM fold down CIP tray
<b>10291-Custom</b>	Custom fold down CIP tray

### Blocks, only

<b>10301-49.5MM</b>	49.5MM delrin block for fold down CIP
<b>10301-50.5MM</b>	50.5MM delrin block for fold down CIP
<b>10301-52MM</b>	52MM delrin block for fold down CIP
<b>10301-55MM</b>	55MM delrin block for fold down CIP
<b>10301-56.5MM</b>	56.5MM delrin block for fold down CIP
<b>10301-57MM</b>	57MM delrin block for fold down CIP
<b>10301-58MM</b>	58MM delrin block for fold down CIP
<b>10301-59MM</b>	59MM delrin block for fold down CIP



**CUSTOM SIZES AVAILABLE**

### Miscellaneous Parts

<b>10273</b>	Drain assembly, for <i>Drawer or Fold Down CIP rack</i>
<b>10298</b>	Set of 4 stainless bolts & nuts for <i>fold down &amp; under curb CIP</i>
<b>10299</b>	Stainless collar with setscrew for <i>fold down CIP</i>
<b>10270</b>	Delrin reducer for CIP from 57mm to 51mm
<b>10279</b>	O-ring
<b>10297</b>	Hose reducer, for <i>fold down CIP</i> , 1/2" x 5/8"
<b>10296</b>	Stainless elbow, for <i>Fold Down CIP rack</i>
<b>10300</b>	Setscrew, for <i>Fold Down CIP block</i>

### Replacement Blocks for Fold Down GEA® Style Tray

<b>10311</b>	Fold down CIP block for GEA tray, fits Vision Shell - 57MM actual size
<b>10312</b>	Fold down CIP block for GEA tray, fits Proflex Shell - 55MM actual size
<b>10316</b>	Replacement fold down CIP block for GEA tray, custom size



SS Style Handle

<b>10309</b>	Custom fold down CIP block for GEA tray
--------------	---



Plastic Style Handle

## Replacement H manifold for DL CIP

- 21775** Plastic H manifold, for fold down CIP for DL
- 21755** White radel CIP Rod, for H manifold
- 21756** Stainless CIP Rod, for H manifold
- 21761** Jetter cup for DL H block, for BM shell (7313)
- 21760-1** Jetter cup for DL H block, for Evolution & 06 shell (WC), Replaces 7312
- 21754** Replacement cable, for H manifold



## Hand Sink

- Holds 4.5 gallons
- Dimensions 17¼"W x 16¼"L x 6½"D

**78280** Complete hand sink, with mounting bracket, faucet and drain

**78284** Faucet for hand sink

**21385** Drain assembly, with rubber stopper, 1¼" threads



3"

**78405** 4 piece – 3" wash plug set, less tee

**INCLUDES:** 2 gaskets, 1- short plug and 1- long plug

**78400** 5 piece – 3" wash plug set

**INCLUDES:** 1- 3" tee, 2 gaskets, 1- short plug and 1- long plug

**54329** 3" Pipeline gasket

**54313** 3" Tri clamp tee

**78406** Short 3" wash plug

**78407** Long 3" wash plug

## White Nylon Wash Plugs



2"

**78392** 4 piece 2" wash plug set, less tee

**INCLUDES:** 2 gaskets, 1- short plug and 1- long plug

**78390** 5 piece 2" wash plug set

**INCLUDES:** 1- 2" tee, 2 gaskets, 1- short plug and 1- long plug

**54327** 2" Pipeline gasket

**54312** 2" Tri clamp tee

**78394** Short 2" wash plug

**78395** Long 2" wash plug

## Milk Wash Diverter Valves



**78365** Stainless 2"

**78367** Stainless 2½"

**78369** Stainless 3"


**78371** Stainless 4"



## Air Blow Valve and Parts

Illustrations pg. 164

- 10668** 1½" Air blow valve, for 1½ check Y, ⅜" NPT
- 10670** 2" Air blow valve, for 1½ check Y, ⅜" NPT
- 10672** 2½" Air blow valve, for 2" Y check, ⅜" NPT
- 10674** Stainless top, for 2" & 2½" air blow valve
- 10677** Spring, for 2" & 2½" air blow valve
- 10678** Stainless clip, for 2" & 2½" air blow valve
- 10685** Stainless 1½" perforated screen/gasket
- 10695** Stainless 2" perforated screen/gasket
- 10681** Rubber shutoff, with stem, for 1½", 2" & 2½" air blow valve
- 10687** 1½" filter (pack of 10), for 2" & 2½" air blow valve
- 10683** Plastic holder, for 2" & 2½" air blow valve
- 17130** 1½" Heavy-duty clamp



**10685**



**10471**

## Y Check Valves

EPDM Gasket, PTFE Ball, 316L

- 10471** 1.5" Clamp Y ball Check Valves, 316L, Two pc. design
- 10472** 2.0" Clamp Y ball Check Valves, 316L, Two pc. design
- 10483** 1.5" Gasket & orifice for Y check ball
- 10484** 2" Gasket & orifice for Y check ball



**10476**

1½" Teflon ball  
for Y check valve

**10478**

2" Teflon ball  
for Y check valve


## Backflush Valve and Parts

Illustrations pg. 164

- 96550** ⅝" Backflush valve
- 96650** ¾" Backflush valve
- 96531** Teflon block, for ⅝"
- 96631** Teflon block, for ¾"
- 96536** Spring
- 96538** Pin
- 96548** Cylinder
- 96541** Right hand plate, for ⅝"
- 96641** Right hand plate, for ¾"
- 96545** Threaded mounting plate
- 96533** Left hand plate, w/ tube, straight, for ⅝"
- 96643** Left hand plate, w/ tube, straight, for ¾"
- 96543-1** Left hand plate, w/ tube, threaded, for ⅝"



7/16 x 20 thread  
on teflon block  
and cylinder



**78495**

Honeywell limit switch  
for washers



**78425**

Older style MAC valves  
for Surge® Vacuum Wash Control

## Manifold Assembly



**80000102NP**

Model 3 and 12 Manifold Assembly Complete

## Tri clamp x Thread

- 17045** 1½" Tri clamp x Thread
- 17046** 2" Tri clamp x Thread
- 17047** 2½" Tri clamp x Thread
- 17048** 3" Tri clamp x Thread

## Silicone Seals


- 17051-1** 1½" Butterfly valve seal
- 17052-1** 2" Butterfly valve seal
- 17053-1** 2½" Butterfly valve seal
- 17054-1** 3" Butterfly valve seal
- 17055-1** 4" Butterfly valve seal

## Miscellaneous

- 17057** Knob for 1½" 2½"
- 17058** Knob for 3" & 4"
- 17059** Wingnut for 1½"
- 17060** Wingnut for 2"-4"

## Kleen Flo® Butterfly Valves

**3 Locking Positions**  
**304 Stainless**



**CUSTOM SIZES & CONNECTIONS AVAILABLE BY SPECIAL ORDER ONLY**

## Ferruled

- 17061** 1½" Tri clamp valve
- 17062** 2" Tri clamp valve
- 17063** 2½" Tri clamp valve
- 17064** 3" Tri clamp valve
- 17065** 4" Tri clamp valve

## Weld On

- 17071** 1½" Weld on valve
- 17072** 2" Weld on valve
- 17073** 2½" Weld on valve
- 17074** 3" Weld on valve
- 17075** 4" Weld on valve

- 17078** M6 set screw for Kleen Flo® butterfly valve – 1" thread
- 17079** M8 set screw for Kleen Flo® butterfly valve – 1.25" thread

## Kleen Flo® Pneumatic Butterfly Valves

Normally Closed- Normally Open Available Upon Request

## Ferruled

- 17161** 1½" Tri clamp valve
- 17162** 2" Tri clamp valve
- 17163** 2½" Tri clamp valve
- 17164** 3" Tri clamp valve
- 17165** 4" Tri clamp valve

## Weld On

- 17171** 1½" Weld on valve
- 17172** 2" Weld on valve
- 17173** 2½" Weld on valve
- 17174** 3" Weld on valve
- 17175** 4" Weld on valve



**17177**

Air hose connection elbow for Pneumatic valve



## Seals (Silicone)

- 17051-1** 1½" Butterfly valve seal
- 17052-1** 2" Butterfly valve seal
- 17053-1** 2½" Butterfly valve seal
- 17054-1** 3" Butterfly valve seal
- 17055-1** 4" Butterfly valve seal

## Bulk Tank Valves

- 17111** 1½" Bevel seat to thread, includes nut
- 17112** 2" Bevel seat to thread, includes nut
- 17113** 3" Bevel seat to thread, includes nut


## Seals (Orange)

- 17091** 1½" Butterfly valve seal
- 17092** 2" Butterfly valve seal
- 17090** 2½" Butterfly valve seal
- 17093** 3" Butterfly valve seal
- 17094** 4" Butterfly valve seal

## Replacement Parts for 4 Locking Valves

- 17086** Knob only
- 17085** Set screw, for 4 place locking butterfly valve
- 17087** Handle w/locking Assembly for 1" to 3"
- 17088** Handle w/locking Assembly for 4"

**4 Locking Positions**  
**316 Stainless**



**OTHER SIZES BY SPECIAL ORDER**

## VNE 3 Way PVA Divertor Valves

**NEW**



- 17144** 1" VNE 3 way PVA divertor valve – air actuated
- 17145** 1.5" VNE 3 way PVA divertor valve – air actuated
- 17146** 2" VNE 3 way PVA divertor valve – air actuated
- 17147** 2.5" VNE 3 way PVA divertor valve – air actuated
- 17148** 3" VNE 3 way PVA divertor valve – air actuated
- 17149** 4" VNE 3 way PVA divertor valve – air actuated

## Kleen Flo® High Capacity Air Injectors and Replacement Parts




This Air Injector is designed for both large and small dairies. It comes with 2 end caps drilled out in different sizes to fit your needs. The diaphragm interchanges with the D/L Air Injector.

Illustration pg. 167

All Stainless  
Remote

78785



78795

**78775** Complete Kleen Flo® 120 Volt Air Injector Package

**INCLUDES:** control box and a 2" stainless remote valve

**78766** Complete Kleen Flo® 120 Volt Air Injector Package

**INCLUDES:** control box and a 1½" stainless remote valve

**78776** Dual Air Injector Package

**INCLUDES:** 2 - 2" stainless remote valves

**78767** Dual Air Injector Package

**INCLUDES:** 2 - 1½" stainless remote valves

**78785** Vacuum piloted remote air injector valve, 2"

**78782** Vacuum piloted remote air injector valve, 1½"

**78778** 120 Volt air injector control box with #78820 board

**78410** 120 Volt Mac valve solenoid for Delaval® air injector

**78795** Diaphragm

**INCLUDES:** Delrin Spool

**78798** Filter

**78812** Plastic 1½" end cap, without hole

**78814** Plastic 2" end cap, without hole

**78802** Plastic 1½" end cap, with ¾" hole

**78804** Plastic 1½" end cap, with 1" hole

**78806** Plastic 1½" end cap, with 1¼" hole

**78810** Plastic Delrin spool

**78825** 12 Volt air injector control box, without remote

**78828** 12 Volt air injector control box, with 2" stainless remote valve

**67219-1** ¾" OD compression fitting, elbow, ½ NPT

**67217-1** ¼" ID - ¾" OD tubing for oil lines

**99976** 2 AMP breaker

**04080** Large diaphragm for Cyclone 600

**04082** Small diaphragm for Cyclone 600

## Replacement Circuit Board for Kleen Flo® Air Injector

- Specially designed with "Trombone" systems in mind
- 120 VAC input and output
- ON/OFF Times adjustable from .5 seconds to 31.5 seconds in ½ second increments via on board dip switches



**78820**

Replacement board for Kleen Flo®,  
Delaval® or Surge® air injectors

## Replacement Board for BM® Air Injector



**20060**



**20061**

**20060** Circuit board for BM air injector

**20061** Wiring Harness for 20060  
air injector board

## NuPulse Air Injectors and Replacement Parts

**31850NP**

NuPulse Whisper Jet  
Air Injector



**31700NP** NuPulse Wash Diverter

**D381673NP** Diaphragm, for Diverter and Air Injector

**D498743NP** 2" Valve Assembly, for Whisper Jet

**A31837NP** Model 420 120VAC Humphrey Valve

**A31839NP** Model 420 240VAC Humphrey Valve

## Vertical Wash Vats with Lids

Our vertical wash vats are made from heavy-duty 16 gauge stainless steel

The 4 stainless legs on the bottom of this vat are designed to fit a standard 1½" OD tubing inside them. This allows the vat to be adjusted to whatever height is desired. The drain on these vats consists of a 2" OD, standard tubing (non threaded) and accepts the yellow motorized drains.

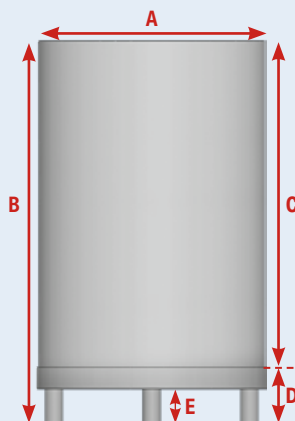
*Without sight glass*

<b>27050</b>	50 gallon
<b>27075</b>	75 gallon
<b>27100</b>	100 gallon
<b>27125</b>	125 gallon
<b>27175</b>	175 gallon
<b>27225</b>	225 gallon


*With sight glass*

<b>27051</b>	50 gallon
<b>27076</b>	75 gallon
<b>27101</b>	100 gallon
<b>27126</b>	125 gallon
<b>27176</b>	175 gallon
<b>27226</b>	225 gallon

Vats come with lids.

*Vertical Wash Vat Measurements*

	A	B	C	D	E
50 gal.	26"	36"	27"	9"	7"
75 gal.	26"	41"	38"	3"	1"
100 gal.	26"	57"	48"	9"	7"
125 gal.	31"	50"	40"	9"	7"
175 gal.	31"	66"	57"	9"	7"
225 gal.	38"	59"	50"	9"	8"



27040

<b>27004</b>	Leg extensions, for wash vats <b>INCLUDES: 4 – 18" extensions</b>
<b>27040</b>	Stainless cover with hinge, for vertical 50, 75 or 100 gallon wash vats
<b>27042</b>	Stainless cover with hinge, for vertical 125 or 175 gallon wash vats
<b>27044</b>	Stainless cover, for vertical 225 gallon wash vat

## Horizontal Wash Vats

All measurements listed below are from one inside wall to the next inside wall. The width of all vats are 18" and the depth of all vats are 12". When filled with water, 2" from the top, the capacity of them is 0.61 gallons per inch.

Take this times the length of the compartment and it gives you the capacity of the vat.

*Single Wash Vats*

<b>21370</b>	22"
<b>21378</b>	29"
<b>21371</b>	36"
<b>21372</b>	49"
<b>21373</b>	60"
<b>21374</b>	72"

*Double Wash Vats*


<b>21364</b>	18" x 18"
<b>21365</b>	22" x 22"
<b>21367</b>	22" x 29"
<b>21380</b>	22" x 36"
<b>21369</b>	22" x 49"
<b>21375</b>	29" x 29"



Made with 22 gauge stainless steel

All horizontal wash vats include a 21385 Stainless Steel drain assembly with rubber stopper. Leg or wall brackets sold separately.

## Drain Assemblies – Faucets – Brackets



21388



21389

For 21388 Heavy-Duty Drain, only



78286

Illustration pg. 164

<b>21385</b>	Drain assembly, with rubber stopper, 1¼" threads
<b>21382</b>	Lock nut, for wash vat drain
<b>21384</b>	Rubber washer, for drain
<b>21387</b>	Rubber stopper, for drain

<b>21388</b>	Heavy-duty drain assembly, for wash vat
<b>21389</b>	Plastic nut, for heavy-duty drain, only
<b>78286</b>	Brass mixing faucet, ½" IPS Union Connections

Brackets for Single & Double are Sold as a Set of 2

<b>21390</b>	Wall brackets – Powder coated steel
<b>21390-1</b>	Wall brackets – Stainless steel
<b>21392</b>	Leg brackets – Powder coated steel
<b>21392-1</b>	Leg brackets – Stainless steel

Measurements listed are from one inside wall to the next inside wall.

The inside width of the deeper vats is 22" and the inside depth is 15½".

The capacity equals 1 gallon per 1 inch.

*Single – Deeper Style*

<b>21355</b>	30" = 30 gals.
<b>21356</b>	40" = 40 gals.
<b>21357</b>	50" = 50 gals.
<b>21358</b>	60" = 60 gals.

*Brackets for Deeper Style Vats*

Powder-Coated Steel - Sold as a set of 2

<b>21397</b>	Wall Brackets
<b>21398</b>	Leg Brackets



## Vertical Milk/Wash Vat

### Vat with Split Lid

<b>27020</b>	85 gal.	14 ga. stainless
<b>27021</b>	115 gal.	14 ga. stainless
<b>27022</b>	150 gal.	14 ga. stainless
<b>27023</b>	195 gal.	14 ga. stainless
<b>27036</b>	225 gal.	14 ga. stainless
<b>27024</b>	275 gal.	14 ga. stainless
<b>27039</b>	400 gal.	14 ga. stainless
<b>27251</b>	500 gal.	14 ga. stainless

### Split Lid, only

<b>27005</b>	For 85 gal.	27" dia.
<b>27006</b>	For 115, 150 & 195 gal.	31" dia.
<b>27007</b>	For 225 & 275 gal.	37" dia.
<b>27008</b>	For 400 & 500 gal.	48" dia.

### Vat with Solid Lid

<b>27025</b>	85 gal.	14 ga. stainless
<b>27026</b>	115 gal.	14 ga. stainless
<b>27027</b>	150 gal.	14 ga. stainless
<b>27028</b>	195 gal.	14 ga. stainless
<b>27037</b>	225 gal.	14 ga. stainless
<b>27029</b>	275 gal.	14 ga. stainless

### Solid Lid, only

<b>27010</b>	For 85 gal.	27" dia.
<b>27011</b>	For 115, 150 & 195 gal.	31" dia.
<b>27012</b>	For 225 & 275 gal.	37" dia.

### Vat without lid

<b>27030</b>	85 gal.	14 ga. stainless
<b>27031</b>	115 gal.	14 ga. stainless
<b>27032</b>	150 gal.	14 ga. stainless
<b>27033</b>	195 gal.	14 ga. stainless
<b>27035</b>	225 gal.	14 ga. stainless
<b>27034</b>	275 gal.	14 ga. stainless
<b>27039-1</b>	400 gal.	14 ga. stainless
<b>27250</b>	500 gal.	14 ga. stainless

Custom Milk /  
Wash Vat Order Form  
**PAGE 144**

### Miscellaneous Parts

<b>27001</b>	Anti-swirl device, for milk/wash vat, Vat outlet may need modified for anti-swirl to fit properly
<b>27254</b>	Adjustable 3" feet, for 400 & 500 gallon milk/wash vat
<b>27255</b>	Adjustable 3" feet, for 225 & 275 gallon milk/wash vat
<b>27019</b>	Adjustable 2" feet, for 85, 115, 150 & 195 gallon milk/wash vat These sizes come with adjustable feet
<b>27016</b>	1½" spray ball only, with 360° spray pattern
<b>27016-1</b>	Pin and clip, for spray ball
<b>27017</b>	3" tri cap with 1½" x 16" pipe with spray ball
<b>20301</b>	3" Overflow welded on custom milk/wash vat
<b>20302</b>	4" Overflow welded on custom milk/wash vat
<b>27018</b>	Spray ball with 1.5" x 8" pipe, for custom milk wash vat



**27016**



### VAT MEASUREMENTS

	A	B	C	D	E
85 gal.	54"	36"	39"	26"	18"
115 gal.	54"	36"	41"	30"	18"
150 gal.	66"	48"	53"	30"	13"
195 gal.	78"	60"	65"	30"	18"
225 gal.	66"	48"	55"	36"	17"
275 gal.	78"	61"	66"	36"	17"
400 gal.	68"	50"	55"	48"	18"
500 gal.	80"	62"	67"	48"	18"

Please Call Steven at 800-768-0887 for Custom Vats

Illustration pg. 166

## Parts for Mueller® Original & Replacement



**86020** Auto drain valve with 1.6 orifice for floor pump  
**86051** Bonnet, for Drain valve  
**86021** Drain valve diaphragm



**86102** New Style check valve



**86099** 2" disc, for SS outlet valve  
**86100** 3" disc, for SS outlet valve



**86058** 1 1/2" plug, for drain valve  
**86059** 2" plug, for drain valve



**86077** Celcon leg spacer



**86064** 1 1/2" sleeve gasket  
**86065** 2" sleeve gasket



**86022** Gasket - 6.25" OD x 4.875" ID  
**86024** Gasket - 8.25" OD x 6.375" ID



**86076** Leg spacer, for housing assembly



**86061** Replacement Wrench set, for drain valve



**86070** 1 1/2" x 1 1/2" Rubber adapter  
**86071** 2" x 1 1/2" Rubber adapter  
**86072** 2" x 2" Rubber adapter  
**86073** 2" x 2.1875" Rubber adapter



**86053** Flow washer, for drain valve, 1.2 GPM  
**86054** Flow washer, for drain valve, 1.6 GPM  
**86055** Flow washer, for drain valve, 2.0 GPM  
**86056** Flow washer, for drain valve 86020, 3.0 GPM



**86101** Tubes, for Mueller washer  
**86104** 3/8" ID Kuritec tubing



**59997** Replacement Manway gasket



**86074** Stainless screen cover, for Mueller tank vent



**86075** Stainless inlet cover



**86067** Plastic screen cover, for Mueller tank vent



**59990** Replacement 3/4 HP stainless impeller, for Mueller  
**59994** Replacement 1 1/2 HP stainless impeller, for Mueller



**59991** Replacement 3/4 HP plastic impeller, for Mueller



**86103** Replacement 3/4" x 1" shaft adapter, for Mueller



**86040** Replacement Shaft seal assembly, for Mueller



**59998** Replacement Hiperform board, for Mueller

## Parts for Mueller® Original & Replacement

**86079**

Shield, for agitator weather Mueller



**86080** Shield, for 1" agitator shaft

**86081** Shield, for 1 1/4" agitator shaft



**86078**

Shield, for agitator shaft seal assembly



**86083**

Kit assembly, for agitator slinger & seal



**86082**

Shield, for 1" agitator shaft (V&VC)



**86089**

Tapered pipeline inlet adaptor



**86085**

Dust cap, for agitator



**86088**

Drip protector, for 1 1/2" drop pipe



**86060**

2" Cap with 3/8" hole for dipstick



**86087**

2" rubber pipeline inlet cap




**86084**

4.213" Neoprene access cover



**86093**

Lid, for detergent or acid jar



**86096** Lid, with 2 hose connection

**86097** Lid, with 3 hose connection



**86098**

Tee, for detergent jar



**86010**

72 Minute Wash Timer



**20989**

240V Coil



**86090**

240V Dual solenoid valve

**Not Shown**  
**86091**

240V Single solenoid valve

**86095**

Detergent jar

**86094**

Acid jar



**59996**

Replacement Jar o-ring

**Not Shown**  
**86105**

O-Ring, for measuring nipple for Mueller

**86130**

Gear motor, for agitator, Mueller®



**86120**

Agitator motor, with gear assembly, Sunset®



**Fits Mueller & other brands**

**Not Shown**  
**86125**

Agitator motor, only, 110V/230V, 1/3 HP, Sunset®



Illustration pg. 166

## Miscellaneous Drain Parts



**86038** Complete BM drain valve assembly, with 3/16" hole

**86039** Complete BM drain valve assembly, with 1/2" hole



**86028** BM Drain valve body bottom, with 3/16" hole

**86030** BM Drain valve body bottom, with 1/2" hole



**86026**

Replacement drain valve diaphragm for BM



**86002**

O-ring, for UN 1 1/2 HP wash pump



**86032**

UN Drain valve plunger, rubber

**86000**

Shaft Seal - for BM 1.5HP pump, BM style



**86034**

UN Drain valve plunger, plastic



## Water Valves for Pipeline Washers

Illustrations pg. 165



### Dual Water Valves

<b>22029</b>	120v Heavy-duty dual water valve
<b>22028</b>	240v Heavy-duty dual water valve
<b>87460A</b>	Blue dual water valve, 120v black coils
<b>87462</b>	Blue dual water valve, 24vdc brown coils
<b>87464</b>	Blue dual water valve, 24V pink coils
<b>87478</b>	278 dual water valve, 24V pink coils
<b>87480</b>	278 dual water valve, 24vdc brown coils
<b>87485</b>	N50 dual water valve, 120v 6w coils

### Single Water Vales

<b>22031</b>	120v Heavy-duty single water valve
<b>22030</b>	240v Heavy-duty single water valve
<b>87450</b>	S51 water valve 24vdc brown coil
<b>87447</b>	S-51 water valve, 120V black coil

### Coils


<b>20990</b>	120v Heavy-duty coil
<b>20989</b>	240v Heavy-duty coil
<b>87415</b>	120v black coil
<b>87416</b>	24v pink coil
<b>87417</b>	24vdc brown coil

### Repair Kits

<b>22004</b>	Repair kit for water valve 6 piece (does one coil)
<b>87411</b>	S51 repair kit 4 piece (does one coil)

## Electrobrain® Washer Parts

<b>21000</b>	Replacement timer interface kit for Electrobrain II, with 120V Bender Timer
<b>21002</b>	Replacement timer interface kit for Electrobrain II, Less Timer
<b>21008</b>	Replacement retrofit kit, for Electrobrain II
<b>21007</b>	Replacement retrofit kit jars, for Electrobrain II
<b>21003</b>	Replacement plastic jar for Electrobrain II washer
<b>21005</b>	Jar gasket
<b>21001</b>	White teflon cam, for jar holder
<b>21009</b>	Interface circuit board for Bender timer to Electrobrain II



## Dairy Clean® CIP Systems

### Peristaltic Chemical Pumps

The Dairy Pro unit has a timer board for each pump.

The unit needs at least a 5 second trigger from the CIP system and it will run the pump according to the time set on the board.

Max run time is 3½ minutes per pump. Each pump will dispense 32 oz of water to thin chemical per minute.



79332



79361



79370



79390

### Dairy Pro 3000®

<b>79332</b>	Dairy Pro 3000®, 32 oz dispenser
<b>40115</b>	Kleen Flo® Wash 30 oz Min. P.P.U. Dispenser, 120V - 3 Unit Dairy Pro without timer circuit boards
<b>79334</b>	Roller assembly
<b>79335</b>	Tubes
<b>79340</b>	¾" Tubing, for chemical pump (100' roll)
<b>79337</b>	Motor & gearbox
<b>79338</b>	Master circuit board
<b>79339</b>	Slave circuit board
<b>79342</b>	Pump housing
<b>79343</b>	Pro clear face plate with bearing
<b>79336</b>	Bulk ¾" EPDM roller tubing

### Dema®

<b>79354</b>	Roller assembly, for Dema 50 oz
<b>79355</b>	Tubes, for Dema 50 oz
<b>79361</b>	Dema Dispenser without Timer CB, 50 oz, 3-Unit, 24VDC
<b>79362</b>	Dema Dispenser without Timer CB, 50 oz, 3-Unit, 24VDC, with Kleen Flo® Interface
<b>79363</b>	Gear motor kit, for Dema 50 oz - 105 RPM
<b>79364</b>	Large pump single unit, for Dema 50 oz dispenser
<b>79365</b>	Large pump base, for Dema 50 oz
<b>79367</b>	Pump cover, for Dema 50 oz
<b>79357</b>	Dema pump board
<b>79370</b>	Power Interface for 24VDC Dema Pumps
<b>79390</b>	Iodine dispenser complete, 60/15/60 RPM





22060

## Kleen Flo® Drain

**Tired of your old drain burning out?  
Look no further than the Kleen Flo® Drain!**

- Built to last
- Does not require continuous power to operate
- Can easily be switched from normally open to normally closed
- Drain will stay in the closed position if power is lost

**22050** 2 way PVC electric ball valve drain, 2", 120VAC, *Normally Open or Normally Closed*

**22056** 2 way PVC electric ball valve drain, 2", 240VAC, *Normally Open or Normally Closed*

**22058** Delrin threading drain adaptor for Kleen Flo drain

**22060** Floor stand bracket for Kleen Flo drain



22058

**Adapts Kleen Flo drain to wash sink**



22075



22050

**22048** Wire for Kleen Flo® Drains

**SOLD SEPARATELY**

## Depend-O-Drain Drain



**NOT CSA  
Approved**

**Black Motorized Drain**  
with black splash cover plate flapper style

**22023** 120 volt Depend-o-drain – normally open

**22033** 24 volt AC Depend-o-drain, standard – normally open

**We only offer a 30 day warranty on Depend-o-Drains**



**Ball Style with  
gray motor  
cover are CSA  
Approved**




**Black Motor Cover,**  
ball valve style

**22022** 120 volt Depend-o-drain – normally open

**22032** 240 volt Depend-o-drain – normally open

**22019** 240 volt Depend-o-drain – normally closed

**22034** 24 volt AC Depend-o-drain, standard – normally open



22010

22045

**Parts**

**22010** Replacement 120V gear box motor with transformer for DOD

**67233** 2" x 2" flexible coupling

**22045** Clear 2" plastic tubing coupling kit for drain, also fits 1½" Drain

## Bender Diverters & Washers and Parts



78543



78548



**Washers & Parts**

**78500** #8500 Bender Washer, 120 volt

**78501** #8500 Bender Washer, 240 volt

**78507** O-ring seal, for jar on Bender Washer

**78515** Detergent and acid jar, for 8500 Bender washer

**78517** Knob, for 8500 Bender washer

**78518** Dial Indicator

**78519** Lid Decal

**78725** Timer with harness, for Delaval® 3000, 8500 & 9750 washers

**78750** Timer only – 120V – #9750 (no harness)

**78751** Timer only – 240V – #9750 (no harness)

**78750-1** Wiring harness, only for 78750 timer

**78569** Pressure switch, for Bender Washer

**78510** Detergent top assembly, for 8500 washer

**78571** 120 VAC resistive heater, for Bender Washer

**78572** 240 VAC resistive heater, for Bender Washer

**78575** Run tee check valve assembly, for Bender Washer

**78577** Acid or sanitize jar top assembly, for Bender Washer

**Diverters**

**78540** Bender diverter, 120 volt

**78541** Bender diverter, 240 volt

**78536** Bender diverter solenoid, 120 volt

**78538** Bender diverter solenoid, 240 volt

**78542** Stopper rod assembly, for Bender diverters

**78543** Plug for stopper rod – fits Bender & BM PW100

**78546** Bender diverter gasket (2 needed per diverter)

**78548** Bellow for Bender diverter

**20487** Milk/wash/off toggle switch, DPDT, On-Off-on

## Kleen Flo® Automatic Pipeline Wash System



**3 Formulas and up to 7 Cycle Wash Programs for Each**

The Controller System has the latest PLC color touch-screen technology with a 4.3" screen that is easy to see and navigate the functions.



**40105NP**

**The Kleen Flo® Wash System will clean any size pipeline milking system. Every segment of every cycle of the Pipeline Washing can be adjusted to the needs of your dairy.**

### FEATURES

- The Controller System comes Standard 120 VAC for the output Devices, but can easily be modified to work with 12 V, 24 V, 220 V.
- The 120 VAC Input is surge protected with insurance.
- There are 10 Inputs and 14 Outputs to control many devices.

#### Main Controller Systems

<b>40100</b>	Pipeline Wash Control Panel, with 3-Unit PPU, Pressure Switch, Temp Sensor & 2 Water Valve
<b>40103</b>	Pipeline Wash Control Panel, with Pressure Switch and Temperature Sensor
<b>40105</b>	Pipeline Wash Control Panel Only, 120VAC 15amp, 15 Fused Outputs, Touch Screen HMI/PLC – Modular Control System

## Kleen Flo® Eco-Wave



**40001**

**Perfect for smaller to medium sized dairies. Simplified customizable options.**

### FEATURES

- All cycles can be set for cold, hot, or mixed water
- Can be configured for normally open or normally closed drain and diverter valves
- Diverter valve can be set with delay
- Chemical pump starts 30 seconds after water fill starts
- Two options for sanitizing: at end of cycle, or delay until preferred time of day
- Sanitizing can be done 1-3 times per day
- All output signals are 120/240 VAC depending on input voltage, but can be modified from 12 V to 240 V
- End of cycle output for air blow/milk pump
- All parts of the wash cycle are fully adjustable

**40001** Kleen Flo Eco-Wave 120V Automatic Pipeline Washer

## Parts for Kleen Flo® Washers

#### Chemical Dispensers

<b>40115</b>	Wash 30 oz Min. P.P.U. Dispenser 120V, 3 Unit Dairy Pro, without timer circuit board
<b>79360</b>	Wash 50 oz Min. P.P.U. Dispenser 120V AC 3 Unit Dema, without timer circuit board
<b>40118</b>	Bender 3 Jar Chemical Dispenser, for Powered or Liquid Chemicals with Water Valves

#### Water Valves

<b>40114</b>	Water Valves 3/4" NPT Port, 120V AC
<b>40125</b>	Enclosure with 2 – 3/4" NPT Port 120V AC Dema water valves

**SEE PAGE 66** for more water valves

#### Water Fill Level Switches

<b>40107-1</b>	Pressure Switch Assembly, use with the Peristaltic Pump Units
<b>40107</b>	Fill Level Switch Assembly, SS Probe Style
<b>40108</b>	Pressure Switch Assembly, jar unit, use with Bender Jar Unit



**40125**



**40012**

Manifold for Eco-Wave Bulk Tank Controller

#### Temperature Sensors

<b>40106</b>	Milk Temperature Sensor Assembly
<b>40106-1</b>	Wash Temperature Sensor Assembly

#### Test Kit

<b>40117</b>	Wash Control Test & Support Package, <b>RECOMMENDED</b> one for each Service Person
--------------	---

## Kleen Flo® Eco-Wave Automatic Bulk Tank Controller



**The Eco-Wave Bulk Tank Controller is designed to cool and washer with a wide range for adjustable settings.**

### FEATURES

- Agitator cycles are adjustable
- High temperature alarm
- Up to 6 cycles can be programmed
- Up to 3 rinse cycles
- Wash cycles are adjustable
- Output signals are 120/240 VAC depending on input voltage
- Interface from 120/240 VAC to 24 VAC is available
- Option to manually advance through program for ease of service

<b>40020</b>	Kleen-Flo Eco-Wave Bulk Tank Controller
<b>40022</b>	Kleen-Flo Eco-Wave Bulk Tank Controller, with interface box to replace Mueller, 24 VAC
<b>40024</b>	Kleen-Flo Eco-Wave Bulk Tank Controller, with interface box for Eco-Wave, 240 VAC
<b>40025</b>	Power I/O Circuit Board for Eco-Wave Bulk Tank Controller
<b>40035</b>	Interface Box to replace existing Mueller Systems, 24 VAC
<b>40040</b>	Interface Box for Eco-Wave Bulk Tank Controller, 240 VAC



**40035**



**40040**



**40012**

Manifold for Eco-Wave Bulk Tank Controller

## Water Works Box



**40028**

<b>40027</b>	120 VAC Kleen-Flo 2 – Jar Water Works Box
<b>40028</b>	240 VAC Kleen-Flo 2 – Jar Water Works Box
<b>40029</b>	Blue water valve – 240V AC – dual coils
<b>40030</b>	Blue water valve – 120V AC – dual coils
<b>78510</b>	Detergent top assembly for 8500 washer
<b>78515</b>	Detergent or acid jar for Bender 8500 washer
<b>78577</b>	Acid or sanitize jar top assembly for Bender washer
<b>86102</b>	N/S check valve for Mueller

## Kleen Flo® 24VDC to 24VAC Interface

**40360** Interface board/box for Delaval C125 washer, converts 3 DC outputs to 3 AC outputs



**Jet Wash System**

**10090NP** Standard Jet Washer System  
**INCLUDES:**  
Jetter, Jetter Mounting Kit, Jetter Hose with Adapter

**10099NP** MLX Jet Washer System  
**INCLUDES:**  
Jetter, Jetter Mounting Kit, Jetter Cap

**10095NP** Goat Jet Washer System  
**INCLUDES:**  
Jetter, Jetter Mtg Kit, Jetter Tee, Jetter Hoses with Adapter

**10112NP** Jet Washer Only (Does not include accessories)



**10084NP** Jetter Replacement Kit  
**INCLUDES:**  
4 each of Jetter Jet, Jet O-Ring, Jet Circlip & Jet Spacer Ring

### Bucket Washers

**10125NP** Bucket Washer for Standard Cow Claw

**10126NP** Bucket Washer for Goat Claw

## New Style Kleen Flo® Washer

This unit is shipped fully assembled and ready to hook up.  
Designed for cleaning milking clusters on a vacuum operated system.

### Complete Claw Washer Assemblies

**56200** Complete 10" claw washer, 6 unit

**56201** Complete 15" claw washer, 6 unit

**56201-1** Complete 15" claw washer, 8 unit

**56201-2** Complete 15" plate cooler washer

### Claw Washer Parts

**56202** Stainless wall bracket, for 10" washer

**56203** Stainless wall bracket, for 15" washer

**56209** Weight (2 needed)

**56210** Clip pin (2 needed)

**56211** Rod spring

**56212** Stainless steel float

**56213** Gasket, for clear sight tube (2 needed)

**56214** Cylinder, 10"

**56214-1** Heavy-duty extruded cylinder, 10"

**56214-2** Glass cylinder, 10"

**56215** Cylinder, 15"

**56215-1** Heavy-duty extruded cylinder, 15"

**56215-2** Glass cylinder, 15"

**56216** Bottom dome, with 6 - 5/8" ports

**56235** Bottom dome, with 6 - 3/4" ports

**56240** Bottom dome, with 8 - 5/8" ports

**56237** Bottom dome for plate cooler washer, with 1 - 1/2" port

**56217** Bracket gasket, for under bottom dome

**56218** Drain hose

**56219** Check valve assembly, for drain hose

**56220** Ball only, for drain assembly

**56221** Clip pin, for drain assembly

**56377** 5/8" pipeline nipple closure

**56259** Stainless e-clip, for washer rod

**56245** Valve guide block, without bushing

**56252** New style stainless dome, with 2 3/32" hole

**56267** 15" rod assembly for new style washer, with valve head and rod seal

**56269** 10" rod assembly for new style washer, with valve head and rod seal

**56256** New style valve head

**56261** New style 15" rod, only

**56263** New style 10" rod, only

**38215** Blue elbow, with 1/2" thread

**38211** Rubber seal, for releaser rod

**56275** Kit to change 15" **old style** washer to **new style**

**56276** Kit to change 10" **old style** washer to **new style**

Illustration pg. 166



### Old Style Washer Parts

**56204** Yellow elbow

**56205** Valve guide block

**56207** Rod assembly, with rubber seal

**56208** Rubber seal, for rod assembly

**56230** Valve head, for guide rod

### Wash Tubs For Claws (for bucket systems)

**56195** 4 unit claw wash tub

**56199** Stainless hook for claw wash tub



## Tubing

**NOTICE:** Prices for tubing are per foot and subject to change without notice.



### 16 Gauge

<b>54409</b>	1"	300' per case
<b>54411</b>	1½"	300' per case
<b>54414</b>	2"	300' per case
<b>54416</b>	2½"	300' per case
<b>54418</b>	3"	200' per case
<b>54419</b>	4"	100' per case
<b>54405-2</b>	⅝" ID – ¾" OD	
<b>54406-2</b>	¾" ID – 7/8" OD	

### 12 Gauge

<b>54420-2</b>	6"
----------------	----

### Cutting & Welding Charges

<b>20281</b>	Cutting tubing
<b>20282</b>	Labor, to weld on ferrules for 1½", 2", 2½"
<b>20283</b>	Labor, to weld on ferrules for 3" & 4"
<b>20285</b>	Labor, for inlet welding ⅝", ⅞", ¾", 7/8"
<b>20285-1</b>	Labor charge to weld 1" 54605 ferrule on pipe

Custom Pipeline Order Form  
PAGE 143

**NOTE:** All 1" fittings connect with standard 1½" fittings.

### 90° Elbows – Tri clamp & Tri clamp to Glass

<b>54600</b>	1"
<b>54300</b>	1½"
<b>54302</b>	2"
<b>54301</b>	2½"
<b>54303</b>	3"
<b>54304</b>	4"



**54567** 1½" tri clamp to glass elbow



### 90° Elbows – Weld On

<b>54601</b>	1"
<b>54306</b>	1½"
<b>54307</b>	2"
<b>54308</b>	2½"
<b>54309</b>	3"
<b>54305</b>	4"



### 90° Elbows – Tri clamp to Weld On

<b>54618</b>	1"
<b>54551</b>	1½"
<b>54552</b>	2"
<b>54553</b>	2½"
<b>54554</b>	3"
<b>54555</b>	4"



### 45° Elbows – Tri clamp to Weld On

<b>54561</b>	1½"
<b>54562</b>	2"
<b>54563</b>	2½"
<b>54564</b>	3"
<b>54565</b>	4"



### 45° Elbows – Tri clamp

<b>54602</b>	1"	<b>54360</b>	3"
<b>54361</b>	1½"	<b>54365</b>	4"
<b>54362</b>	2"	<b>54365-1</b>	4" 16 gauge
<b>54363</b>	2½"		



### 45° Elbows – Weld On

<b>54603</b>	1"
<b>54371</b>	1½"
<b>54372</b>	2"
<b>54370</b>	2½"
<b>54373</b>	3"
<b>54374</b>	4"



### Special Tri-Clamp Tees




<b>54622</b>	2" x 1" x 2"
<b>54623</b>	2" x 1½" x 2"
<b>54625</b>	3" x 1½" x 3"
<b>54624</b>	2" x 1½" x 1½" x 2"
<b>54626</b>	3" x 1½" x 1½" x 3"
<b>54627</b>	3" x 2" x 3"

### Tees – Tri clamp



<b>54609</b>	1"
<b>54310</b>	1½"
<b>54312</b>	2"
<b>54311</b>	2½"
<b>54313</b>	3"
<b>54314</b>	4"

### Tees – Weld On



<b>54608</b>	1"
<b>54390</b>	1½"
<b>54391</b>	2"
<b>54392</b>	2½"
<b>54393</b>	3"
<b>54394</b>	4"

## Ferrules Roll On



<b>54607</b>	1"
<b>54330</b>	1½"
<b>54332</b>	2"
<b>54331</b>	2½"
<b>54333</b>	3"
<b>54334</b>	4"

## Ferrules Long Weld



<b>54605</b>	1"
<b>54340</b>	1½"
<b>54342</b>	2"
<b>54341</b>	2½"
<b>54343</b>	3"
<b>54344</b>	4"
<b>54344-1</b>	4" 16 gauge

## Ferrules Roll On – for Glass



<b>54396</b>	1½"
<b>54397</b>	2"

## Ferrules Roll On for Surge®



<b>54384</b>	1½"
<b>54385</b>	2"
<b>Ferrules Weld On</b>	
<b>54383</b>	1½"
<b>54386</b>	2"

## Ferrules Short Weld



<b>54604</b>	1"
<b>54350</b>	1½"
<b>54352</b>	2"
<b>54351</b>	2½"
<b>54353</b>	3"
<b>54354</b>	4"
<b>54354-1</b>	4" 16 gauge

## Ferrules Weld On – for Glass



<b>54398</b>	1½"
<b>54399</b>	2"

## Pipeline Clamps – Standard (Also called V-Bend Clamps)



<b>54320</b>	1½"
<b>54322</b>	2"
<b>54321</b>	2½"
<b>54323</b>	3"
<b>54324</b>	4"

## Pipeline Clamps – Heavy-Duty



<b>17130</b>	1½"
<b>17131</b>	2"
<b>17132</b>	2½"
<b>17231</b>	3"
<b>17232</b>	4"
<b>17135</b>	Wingnut, only

## End Caps with Nipple

<b>61056</b>	1½"	with ⅝" nipple	¾" OD
<b>61057</b>	1½"	with ¾" nipple	⅞" OD
<b>61058</b>	1½"	with ⅞" nipple	1" OD
<b>61062</b>	2"	with ⅝" nipple	¾" OD
<b>61063</b>	2"	with ¾" nipple	⅞" OD
<b>61064</b>	2"	with ⅞" nipple	1" OD




## End Caps – Tri clamp

### Stainless

<b>54291</b>	1½"
<b>54292</b>	2"
<b>54290</b>	2½"
<b>54293</b>	3"
<b>54294</b>	4"

### Plastic

<b>78812</b>	1½"
<b>78814</b>	2"



## Thread Ferrules Weld on male

<b>54531</b>	1½"
<b>54532</b>	2"
<b>54530</b>	2½"
<b>54533</b>	3"
<b>54534</b>	4"



## Bevel Seat Ferrules Weld on

<b>54541</b>	1½"
<b>54542</b>	2"
<b>54540</b>	2½"
<b>54543</b>	3"
<b>54544</b>	4"




## Bevel Seat End Cap for Hex Nuts

<b>17126</b>	1½"
<b>17127</b>	2"
<b>17128</b>	3"



## Hex Nuts

<b>17121</b>	1½"
<b>17122</b>	2"
<b>17120</b>	2½"
<b>17123</b>	3"
<b>17124</b>	4"



## Stainless Nipples for Milk Hose

<b>99890</b>	2½" x ⅝" id	¾" OD
<b>99892</b>	2" x ¾" id	⅞" OD

<b>54630</b>	4" x ⅝" ID	¾" OD
<b>54631</b>	4" x ¾" ID	⅞" OD
<b>54632</b>	4" x ⅞" ID	1" OD



## Glass Couplings

Illustrations pg. 168

**54100** 1½" Plastic coupling, for glass

**INCLUDES:**

- 54111** Female fitting
- 54112** Male fitting
- 54318** 1½" Gasket for glass line
- 54113** Rubber grommet
- 54114** Grommet holder



**54102** 2" Plastic coupling, for glass

**INCLUDES:**

- 54122** Male fitting
- 54123** Rubber grommet (2)
- 54319** 2" Gasket for glass line
- 54124** Grommet holder
- 54121** Female fitting

**54104** 3" Plastic coupling, for glass to glass

**INCLUDES:**

- 54132** Male fitting
- 54133** Rubber grommet (2)
- 54135** White rubber seal
- 54134** Grommet holder
- 54131** Female fitting



**54106** 3" Plastic coupling, for glass to stainless

**INCLUDES:**

- 54132** Male fitting
- 54136** Glass to S/S bushing
- 54135** White rubber seal
- 54134** Grommet holder
- 54133** Rubber grommet
- 54131** Female fitting



**NOTE:** Fittings are only for these couplings & will not work with other brands.

### Tri Clamp x Glass Check Valve Body

- 38532** 1½"
- 38531** 2"



### Lateral Y - Tri Clamp

- 54526** 1"
- 54527** 1½"
- 54528** 2"
- 54529** 3"



### Tri Clamp X Male NPT Threaded Adaptor

- 54535** 1½"
- 54536** 2"
- 54537** 2½"
- 54538** 3"
- 54539** 4"



### 90° Elbow

- 54596** ⅝" ID x ¾" OD
- 54598** ¾" ID x ⅞" OD




### 180° Bend

- 54592** ⅝" ID x ¾" OD, 3½ radius
- 54594** ¾" ID x ⅞" OD, 3½ radius



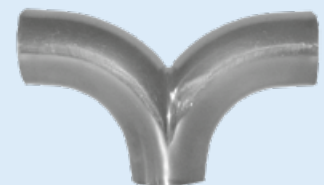
### Wash Y's - Ferruled

- 54616** 1"
- 54490** 1½"
- 54491** 2"
- 54492** 2½"
- 54493** 3"



### Wash Y's - Weld On

- 54485** 1½"
- 54486** 2"
- 54487** 2½"
- 54488** 3"



### Concentric Reducers - Ferruled

- |                        |                       |
|------------------------|-----------------------|
| <b>54610</b> 1½" x 1"  | <b>54435</b> 2½" x 2" |
| <b>54611</b> 2" x 1"   | <b>54436</b> 3" x 2"  |
| <b>54430</b> 2" x 1½"  | <b>54440</b> 3" x 2½" |
| <b>54431</b> 2½" x 1½" | <b>54477</b> 4" x 2"  |
| <b>54432</b> 3" x 1½"  | <b>54479</b> 4" x 3"  |



### Eccentric Reducers - Ferruled

- |                        |                       |
|------------------------|-----------------------|
| <b>54612</b> 1½" x 1"  | <b>54462</b> 3" x 1½" |
| <b>54613</b> 2" x 1"   | <b>54465</b> 2½" x 2" |
| <b>54460</b> 2" x 1½"  | <b>54466</b> 3" x 2"  |
| <b>54461</b> 2½" x 1½" | <b>54470</b> 3" x 2½" |



Please Call Steven at 800-768-0887 for Custom Stainless Work


## Tri clamp Gaskets ~ Standard

<b>54619</b>	1"
<b>54326</b>	1½"
<b>54327</b>	2"
<b>54328</b>	2½"
<b>54329</b>	3"
<b>54325</b>	4"



## Tri clamp Silicone Gaskets

<b>54200</b>	1½"
<b>54201</b>	2"
<b>54202</b>	2½"
<b>54203</b>	3"
<b>54204</b>	4"
<b>99185</b>	1" – also used for sensor/shutoff



## Tri clamp White Teflon Gaskets

<b>54387</b>	1½"
<b>54388</b>	2"
<b>54377</b>	2½"
<b>54378</b>	3"
<b>54379</b>	4"



## Tri clamp Stainless Perforated Screen/Gasket

<b>10685</b>	1½"
<b>10695</b>	2"
<b>10696</b>	2½"
<b>10697</b>	3"
<b>10698</b>	4"



## Tri clamp Stainless Woven Screen/Gasket

<b>20825</b>	1½"
<b>20827</b>	2"
<b>20829</b>	3"



## Gaskets for Glass line

<b>54318</b>	1½"
<b>54319</b>	2"



## Bevel Gaskets

### Teflon Bevel Seat Gasket

<b>38240</b>	1.5"
<b>38241</b>	2"
<b>38242</b>	2.5"
<b>38243</b>	3"
<b>38244</b>	4"



### Thin Style


<b>38196-1</b>	1½"
<b>38197-1</b>	2"

### Thick Style

<b>38196</b>	1½"
<b>38197</b>	2"
<b>38199</b>	3"

## Gaskets for Surge® line

<b>54381</b>	1½"
<b>54382</b>	2"



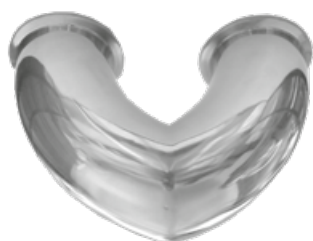
## 180° U-Bends – Ferruled

<b>54511</b>	1½" clamp on	4½" on center
<b>54512</b>	2" clamp on	6" on center
<b>54513</b>	2½" clamp on	7½" on center
<b>54514</b>	3" clamp on	9" on center
<b>54515</b>	4" clamp on	12" on center



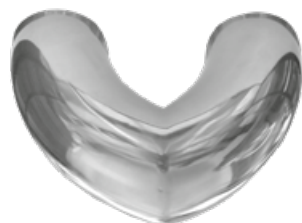
## 180° U-Bends – Weld On

<b>54521</b>	1½" weld on	4½" on center
<b>54522</b>	2" weld on	6" on center
<b>54523</b>	2½" weld on	7½" on center
<b>54524</b>	3" weld on	9" on center
<b>54525</b>	4" weld on	12" on center



## Mitered Bend – Ferruled

<b>54572</b>	2½" clamp on, 6" on center
<b>54574</b>	3" clamp on, 6" on center
<b>54576</b>	4" clamp on, 6" on center
<b>54577</b>	4" clamp on, 9" on center



## Mitered Bend – Weld On

<b>54582</b>	2½" weld on, 6" on center
<b>54584</b>	3" weld on, 6" on center
<b>54586</b>	4" weld on, 6" on center
<b>54587</b>	4" weld on, 9" on center





## Custom Stainless Steel Fittings



**54810** 2" bevel seat w/nut x 2" thread  
90° elbow

**54811** 3" bevel seat w/nut x 3" thread  
90° elbow



**54829** 3" bevel seat w/nut x 2" thread  
90° elbow, concentric



**54815** 1½" bevel seat w/nut x tri 90° elbow

**54816** 2" bevel seat w/nut x tri 90° elbow

**54817** 3" bevel seat w/nut x tri 90° elbow



**54567** 1½" elbow, 90° tri clamp to glass fitting

**54568** 2" elbow, 90° tri clamp to glass fitting



**54804** 1½" tri clamp x 1½" thread 90° elbow

**54805** 2" tri clamp x 2" thread 90° elbow

**54806** 3" tri clamp x 3" thread 90° elbow



**54800** 1½" bevel seat w/nut x  
weld on 90° elbow

**54801** 2" bevel seat w/nut x  
weld on 90° elbow

**54802** 3" bevel seat w/nut x  
weld on 90° elbow



**54854** 1½" weld 90 degree elbow  
x 2" bevel seat w/nut



**54824** 3" bevel seat w/nut x 1½" tri  
90 degree elbow, concentric

**54825** 3" bevel seat w/nut x 2" tri  
90° elbow, concentric



**54835** 1½" bevel seat w/nut x 1" MNPT

**54836** 1½" bevel seat w/nut x 1¼" MNPT



**54840** 1½" bevel seat  
w/nut x 1½" tri clamp adapter

**54841** 2" bevel seat  
w/nut x 2" tri clamp adapter

**54842** 3" bevel seat  
w/nut x 3" tri clamp adapter



**54823** 3" bevel seat endcap x 2"  
tri adaptor, eccentric



**54845** 1½" tri clamps x 1½"  
male thread adapter

**54846** 2" tri clamps x 2"  
male thread adapter

**54847** 3" tri clamps x 3"  
male thread adapter



**54850** 1½" tri clamp x 1½" Surge adapter

**54851** 2" tri clamp x 2" Surge adapter



**54821** 3" bevel seat x 2"  
thread adaptor, eccentric



**54874** 1½" Tri clover tee – shortened on one end

**54875** 2" Tri clover tee – shortened on one end



**54865** 2" x 4" probe well  
with ½" OD x .049 wall tubing

**Please Call Steven at 800-768-0887 for Custom Stainless Fabrication**



***Please Call Steven at 800-768-0887 for Custom Stainless Fabrication***

## Clamp On Inlet



**$\frac{1}{16}$ " ID ( $1\frac{1}{16}$ " OD)**

<b>56291</b>	1½" x $\frac{1}{16}$ "
<b>56292</b>	2" x $\frac{1}{16}$ "
<b>56293</b>	3" x $\frac{1}{16}$ "
<b>56307</b>	$\frac{1}{16}$ " inlet only

**$\frac{5}{8}$ " ID ( $\frac{3}{4}$ " OD)**

<b>56310</b>	1½" x $\frac{5}{8}$ "
<b>56311</b>	2" x $\frac{5}{8}$ "
<b>56312</b>	3" x $\frac{5}{8}$ "
<b>56309</b>	4" x $\frac{5}{8}$ "
<b>56305</b>	$\frac{5}{8}$ " inlet only
<b>56309-1</b>	$\frac{5}{8}$ " inlet nipple only for 4" line

**$\frac{3}{4}$ " ID ( $\frac{7}{8}$ " OD)**

<b>56313</b>	3" x $\frac{3}{4}$ "
<b>56314</b>	4" x $\frac{3}{4}$ "
<b>56306</b>	$\frac{3}{4}$ " inlet only
<b>56306-1</b>	$\frac{3}{4}$ " inlet nipple only for 4" line

**$\frac{7}{8}$ " ID (1" OD)**


<b>56295</b>	3" x 1"
<b>56296</b>	4" x 1"
<b>56308</b>	$\frac{7}{8}$ " inlet only
<b>56308-1</b>	$\frac{7}{8}$ " inlet nipple only for 4" line

## Nipple Closures

**56375**  
Brown pipeline  
nipple closure  
for  $\frac{5}{8}$ " ID ( $\frac{3}{4}$ " OD)



**56377**  
Black pipeline  
nipple closure  
for  $\frac{5}{8}$ " ID ( $\frac{3}{4}$ " OD)



**56379**  
Brown pipeline  
nipple closure  
for  $\frac{3}{4}$ " ID ( $\frac{7}{8}$ " OD)



## $\frac{5}{8}$ " ID ( $\frac{3}{4}$ " OD) Inlets

**Standard Milk Inlet – with 90° bend**

<b>56340</b>	1½"
<b>56341</b>	2"
<b>56342</b>	3"
<b>56343</b>	4"
<b>56344</b>	90° standard milk inlet nipple only
<b>56344-1</b>	90° standard milk inlet nipple only, $\frac{5}{8}$ " for 4" line



## $\frac{3}{4}$ " ID ( $\frac{7}{8}$ " OD) Inlets

**Standard Milk Inlet – with 90° bend**

<b>56342-1</b>	3"
<b>56343-1</b>	4"
<b>56344-2</b>	90° standard milk inlet nipple only
<b>56344-3</b>	90° standard milk inlet nipple only, $\frac{5}{8}$ " for 4" line

**CUSTOM SIZES  
AVAILABLE**

**Parallel Milk Inlet  
with 90° bend**

<b>56335</b>	1½"
<b>56336</b>	2"
<b>56337</b>	3"
<b>56338</b>	4"
<b>56339</b>	90° parallel milk inlet nipple only
<b>56339-1</b>	90° parallel milk inlet nipple only, $\frac{5}{8}$ " for 4" line



**Parallel Milk Inlet  
with 90° bend**

<b>56337-1</b>	3"
<b>56338-1</b>	4"
<b>56339-2</b>	90° parallel milk inlet nipple only
<b>56339-3</b>	90° parallel milk inlet nipple only, $\frac{5}{8}$ " for 4" line

**Blank Inlet Cover – with pad and clamp**

<b>56346</b>	1½"
<b>56347</b>	2"
<b>56348</b>	3"
<b>56349</b>	4"
<b>56345</b>	Blank inlet cover only, Less clamp and gasket



**Gasket for 2" to 4" Pipe**

<b>56303</b>	Gasket for $\frac{5}{16}$ " inlet	(1½" x 1½" with $\frac{5}{16}$ " hole)
<b>56301</b>	Gasket for $\frac{3}{8}$ " inlet	(1½" x 1½" with $\frac{3}{8}$ " hole)
<b>56302</b>	Gasket for $\frac{1}{2}$ " inlet	(1½" x 1½" with $\frac{1}{2}$ " hole)
<b>56304</b>	Gasket for 1" inlet	(1½" x 1½" with 1" hole)

**Gasket for 1½" Pipe**

<b>56333</b>	Gasket for $\frac{5}{8}$ " inlet	(1½" x 1½" with $\frac{5}{8}$ " hole)
--------------	----------------------------------	---------------------------------------

**Clamp, Only**

<b>56315</b>	1½" Clamp
<b>56316</b>	2" Clamp
<b>56317</b>	3" Clamp
<b>56318</b>	4" Clamp



**56395**  
Replacement closure  
for Stainless DL manifold

## UN Vac-saver Inlet



**10650**  
Replacement stainless  
 $\frac{5}{8}$ " milk canes

## Blue Milk Valves

<b>56421</b>	1½"
<b>56422</b>	2"
<b>56423</b>	2½"
<b>56424</b>	3"

<b>56325</b>	Gray gasket, for top of Blue milk valve
<b>56326</b>	Replacement white seal for Blue Milk Valve
<b>56327</b>	Flat gasket, for bottom of Blue milk valve

### Replacement Stainless Light Duty Milk Valves

<b>56332</b>	Top seal for stainless milk valve
<b>56333</b>	Bottom seal for stainless milk valve (1⅞" x 1⅞" with ⅝" hole)




### Push-Up Cane For Blue Milk Valve

<b>56320</b>	⅝" Standard gooseneck
<b>56320-1</b>	<b>Not Shown</b> ⅝" Standard gooseneck, Heavy-Duty


### Pull-Down Cane For Blue Milk Valve

<b>56319</b>	⅝" Reversed gooseneck
<b>56319-1</b>	<b>Not Shown</b> ⅝" Reversed gooseneck, Heavy-Duty

## Replacement Milk Valve Pads and Milk Canes for Surge®



**20502**



**20503**



**17186**



**17189**

<b>20502</b>	Milk valve pad	2"	x	⅝"
<b>20503</b>	Milk valve pad	3"	x	⅝"
<b>20500</b>	Milk valve pad	2"	x	⅞"
<b>20504</b>	Milk valve pad	1½"	x	⅞"
<b>05265</b>	ORIGINAL pad	1½"	x	⅝"
		(7750-0234-034 WF/S)		

<b>20508</b>	E-clip, for Surge® milk valve (per bag of 10)
<b>20512</b>	Button spring, for Surge® milk valve
<b>05270</b>	Spring, for ⅝" milk valve rod
<b>05272</b>	Button, for ⅝" milk valve

<b>17182</b>	⅞" x 90° stainless milk cane
<b>17184</b>	⅞" x 45° stainless milk cane
<b>17186</b>	⅝" x 90° stainless milk cane
<b>17189</b>	⅝" x 45° stainless milk cane

## Replacement Inlets, Milk Canes and Parts for DeLaval®



**20875 & 20879**



**20886**



**20882**

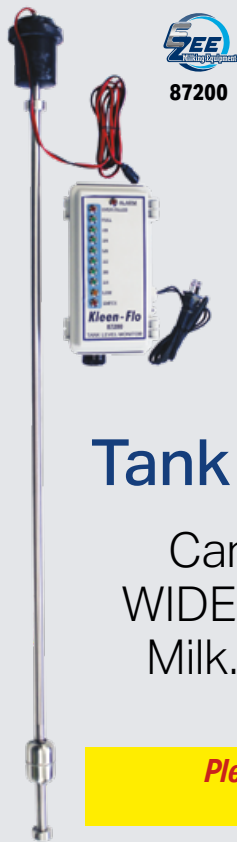


**20874 & 20878**

<b>20884</b>	Inlet for 1½" pipe, ⅝"
<b>20885</b>	Inlet for 2" pipe, ⅝"
<b>20894</b>	Inlet for 1½" pipe, ⅞"
<b>20895</b>	Inlet for 2" pipe, ⅞"
<b>20886</b>	Inlet for 2½"-3" pipe, ⅝"
<b>20879</b>	⅞" x 135° plastic cane
<b>20875</b>	⅝" x 135° plastic cane
<b>20878</b>	⅞" x 90° plastic cane
<b>20874</b>	⅝" x 90° plastic cane
<b>20880</b>	O-ring for ⅞" milk inlet

<b>20882</b>	O-ring for ⅝" milk inlet
<b>20910</b>	Arm for 1½" & 2" milk inlet
<b>20911</b>	Arm for 2½" & 3" milk inlet
<b>20912</b>	Arm with cap for 1½" & 2" milk inlet
<b>56301</b>	Gasket for ⅝" inlet (1⅞" x 1⅞" with ⅝" hole)
<b>56302</b>	Gasket for ¾" inlet (1⅞" x 1⅞" with ¾" hole)
<b>20908</b>	Teflon cap, for Kleen Flo® milk inlet
<b>20905</b>	⅞" x 1½" Stainless Dowel Pin, for milk inlet
<b>20906</b>	Barbed pin, for Delaval milk inlet cap





## Tank Level Monitor

Can be used with a  
WIDE variety of Liquids:  
Milk...Fuel...Water, Etc.

**Please Call 888-880-3933  
for More Information**

- 10101** Rubber 1½" probe holder, with ½" probe hole
- 20040** Junction box
- R35506NP** Deluxe Alarm, Red Strobe & Audible, 24V DC, 120VAC, 240VAC
- R35510NP** Economy Alarm, Red LED & Audible Tone
- R35515NP** Bulk Tank Overflow Alarm Controller for 2 Tanks
- R35515NP-1** Bulk Tank Overflow Alarm Controller for 3-4 Tanks
- R35517NP** Low Chemical Alarm Controller for 4 Tanks
- R35525NP** Bulk Tank Alarm Probe Assembly 1 6" Long
- R03539NP** Reed Switch – Normally Closed



**R35515NP**



**R35506NP**



**R35525NP**

**Call for Custom Sized Probe**



## Hose Routing Ports



- A sanitary method for coupling hoses in subway mounted equipment
- Waterproof connection
- Designed for a standard 3" tri clamp fitting

**CUSTOM SIZES  
AVAILABLE  
UPON REQUEST**

- 61080** 4 nipple subway cap with 4" tubes  
**INCLUDES:** 2 – ⅜" (⅜" OD) tubes & 2 – ½" (¾" OD) tubes
- 61081** 4 nipple subway cap with 4" tubes  
**INCLUDES:** 2 – ⅜" (⅜" OD) tubes; 1 – ½" (¾" OD) tube, & 1 – ¾" (7/8" OD) tube
- 61090** 4 nipple subway cap with 24" tubes  
**INCLUDES:** 2 – ⅜" (⅜" OD) tubes & 2 – ½" (¾" OD) tubes
- 61091** 4 nipple subway cap with 24" tubes  
**INCLUDES:** 2 – ⅜" (⅜" OD) tubes; 1 – ½" (¾" OD) tube, & 1 – ¾" (7/8" OD) tube
- 61078** 3 nipple subway cap ⅜" OD x ⅜" OD x 7/8" OD
- 61076** 3 nipple subway cap ⅜" OD x ⅜" OD x ¾" OD

## Low Chemical Alarm Probe



**40116**

Low Chemical Alarm Probe with Chemical Pickup Tube, for up to 39" deep tanks

## Chore Boy Parts

### Look In Claw Parts

- 18072** Look in claw body gasket
- 61320** Look in claw body
- 61479** Black alternating air manifold
- 61702** Claw body cylinder

### Stallcock Parts

- 18067** Quad X ring

### Quadra Flo Claw Parts

- 16107** CT40 Cross rib gasket
- 61467** Hose adaptor, vented
- 61478** Black alternating air manifold, for Quadra Flo claw

### Misc. Chore Boy Parts

- 16500** R 200 2-2 V gasket, for 4 ⅞" disc filter
- 18011** CP58 plain hose plugs non-vented
- 61594** Multi Tap control box DC output
- 16513** Lexan Dump chamber gasket

## Kleen Flo® Multiple Voltage Power Supply Test Box



**Not For Testing Large Motors**

**Designed for the Service Techs troubleshooting out on the dairies or at their workshop bench. Service truck friendly with convenient carry handle and pipeline hanger.**

With this new portable power supply, you can power a wide range of devices individually such as drain motors or valves, air injector valves, pulsator coils, detacher coils, contactor coils, circuit boards etc.

**Equipped with a Switch Test Port for testing any type of switch function, such as Toggle, Push Button and Reed Switches.**

**Only for testing one component at a time as the outputs are low wattage.**

**61585**

Portable Power Supply Test Box

## Quarter Milker

This rugged STAINLESS STEEL Quarter Milker is designed to last a lifetime. The checkball system is on both milk ports in case the hoses should be assembled incorrectly.

**Illustration pg. 168**

**7 Quart Capacity: 16 lbs Overall size: 9½" wide x 15" high**



- 30270** Complete Stainless Quarter Milker
- 30271** Lid only
- 30269** Stainless bucket only
- 34016** Checkball, with cage
- 30266** Plastic ¾" hose connector
- 25195** Lid gasket

**Please note that the checkballs do not guarantee milk from going in the milk line, (especially in cases where the quarter milker is tipped over) but they have been proven to stop it in most other cases.**

## Econo Quarter Milker

- 30272** White Plastic Econo Quarter Milker
- 30273** Lid, Only
- 30275** Flat lid gasket
- 30276** Lid o-ring



**(8 liter - 5 quart)**

## Kleen Flo® Pasteurizer

**Illustrations pg. 169**

**ADJUSTABLE THERMOSTAT**

**Ship Wt. 12 lbs.**



**PASTEURIZER INCLUDES: inner and outer stainless steel buckets, lid, gasket, hoses and instructions.**

All stainless steel to protect your milk quality and flavor. Heavy-duty two-gallon capacity milk pasteurizer uses the same principles of pressurized heating and vacuum-sealed cooling found in the best commercial pasteurizers.

Thermostatic control ensures preservation of natural flavor while eliminating all harmful bacteria. The milk is heated in the inner milk container in a hot water bath to a preset temperature of approximately 158° at which time a buzzer sounds. Hot water is drained off and cold water is circulated to cool the milk.

### Pasteurizer

**30500** 2 Gallon, 120 volt

**30520** 2 Gallon, 240 volt

### Replacement Parts

**30560** Heating Element, for 120

**30565** Heating Element, for 240

**99715** Lid gasket

**30567** Pasteurizer hose, with faucet adapter

**30572** Power cord, for 120 volt pasteurizer

**30571** Power cord, for 240 volt pasteurizer

**30569** Buzzer, for 120 or 240 volt pasteurizer

**30568** Thermostat, for 120 or 240 volt pasteurizer

**30555** Pasteurizer Inner bucket, with lid, latch assembly & ball

**96000** Red knob

## Headlamps & Flashlight



**87000**

Luxury LED lightweight rechargeable LED headlamp, 150 Lumens



**87003**

MillerTech heavy-duty, rechargeable LED Tactical Light, 750 Lumens



**87001**

MillerTech heavy-duty, rechargeable LED headlamp, High Power, 750 Lumens

**87002**

MillerTech heavy-duty, rechargeable LED headlamp, Double Power, 1800 Lumens

**87010**

MillerTech Flashlight & Headlamp Supplement Pack, Includes, batteries & chargers

## Poly Clamps and Mounting Rails for Hanging Pipe

### Gray Poly Clamp for PVC



- 54681** 1½"
- 54682** 2"
- 54683** 3"
- 54684** 4"


### Black Poly Clamp for Stainless



- 54674** 1½"
- 54675** 2"
- 54676** 2½"
- 54677** 3"
- 54678** 4"

### Parts for Poly Clamps

- 54687** SS single bracket 4.3"x 6.1"
- 54688** SS single bracket 4.3"x 7.7"
- 54689** SS single bracket 4.3"x 10.1"
- 54690** SS dual bracket
- 54707** U-Bolt, for 54681
- 54708** U-Bolt, for 54682 & 54676
- 54709** U-Bolt, for 54683 & 54678
- 54710** U-Bolt, for 54684
- 54701** U-Bolt, for 54674
- 54702** U-Bolt, for 54675
- 54704** U-Bolt, for 54677
- 54713** 5/16" - 18 serrated flange nut
- 54714** 3/8" - 16 serrated flange nut



### Clamp for PVC Pipe

- 54657** 1½"
- 54654** 2"
- 54655** 3"
- 54656** 4"

### Clamp for Stainless Pipe

- 54650** 1½"
- 54651** 2"
- 54649** 2½"
- 54652** 3"
- 54653** 4"

### Mounting Rail

- 54659** 16"
- 54660** 24"
- 54661** 48"



### Pipeline Brackets

- 61299** Blue L Bracket, with clamp kit (6" x 9")
- 61310** Blue L Bracket only, no clamps
- 61296** Blue Extended L bracket, with clamp kit (6" x 11")
- 61295** Blue Extended L Bracket only, no clamps
- 61301** Blue Extended U bracket, with clamp kit (6" x 5½ x 9")
- 61313** Blue Extended U bracket only, no clamps
- 61305** Blue U Bracket, with clamp kit (6" x 5½ x 6")
- 61316** Blue U bracket only, no clamps

### Pipeline Bracket Parts

- 61317** Stainless clip, only
- 61318** Small S/S clamp
- 61319** Large S/S clamp



- 17580** Alternating hose clip for 5/8"
- 17578** Alternating hose clip for 3/4"



- 17586** Tension hanger For up to 2" line



- 10000** Stainless pipeline carrying hangers



- 17582** Hose hook with single loop 2"
- 17583** Hose hook with single loop 3"
- 17589** 4' Bungee cord, with clips and 2" hook
- 17590** 4' Bungee cord, with clips and 3" hook
- 17595** 4' Bungee cord, without hook
- 17593** Clip, only
- 17598** Bungee cord, only (per foot)

# Smart Mix 4 Ingredient Teat Dip Mixer

## FEATURES

- Can mix up to 3 components and water
- All components and water are measured by volume
- Stays accurate across a wide range of temperatures
- No complicated metering system that requires regular calibration for different viscosities
- Mechanical mixing speed and time in RTU tank can be programmed to customer preference
- Significant savings – up to 30 to 50% by using teat dip concentrates



79500

**Contact Gert 920-602-6724  
for more information**

### Potential annual dairy savings by mixing on-site

<i>*Calculated with 30% Savings</i>			
# of Cows	Premix Cost	On-site Mix Cost	30% Annual Cost Savings
400	\$24,000.00	\$16,800.00	\$7,200.00
600	\$36,000.00	\$25,200.00	\$10,800.00
800	\$48,000.00	\$33,600.00	\$14,400.00
1,000	\$60,000.00	\$42,000.00	\$18,000.00
1,500	\$90,000.00	\$63,000.00	\$27,000.00
2,000	\$120,000.00	\$84,000.00	\$36,000.00

<i>**Calculated with 50% Savings</i>			
# of Cows	Premix Cost	On-site Mix Cost	50% Annual Cost Savings
400	\$24,000.00	\$12,000.00	\$12,000.00
600	\$36,000.00	\$18,000.00	\$18,000.00
800	\$48,000.00	\$24,000.00	\$24,000.00
1,000	\$60,000.00	\$30,000.00	\$30,000.00
1,500	\$90,000.00	\$45,000.00	\$45,000.00
2,000	\$120,000.00	\$60,000.00	\$60,000.00

\* Savings information is based on a 6 month study done on a 180 cow dairy mixing acidified sodium chlorite dip (estimated 30-40% savings).

\*\*Estimated up to 50% savings on some other mixes, such as iodine mixes, etc.







## Vibra King Vibrating Chambers

*Vibratory chambers that deliver high performance deburring, polishing, descaling and surface conditioning!*



**HIGH ENERGY –  
FAST PROCESS  
RESULTS**

- Cleans a wide variety of parts: claw tops, shells and much more
- Put parts in, return 30-60 mins later for clean-polished items, this will vary on dirt volume

<b>80735</b>	Model 45 Combi Pak,	120V/single phase, w/ sound dampening lid
<b>80736</b>	Model 45 Combi Pak,	220V/single phase, w/ sound dampening lid
<b>80740</b>	Model 85 Combi Pak,	220V/single phase, w/ sound dampening lid
<b>80750</b>	Divider, for Model 25 & 45	
<b>80751</b>	Divider, for Model 85	

*All Vibra King Chambers  
Accept 1 to 4 Dividers*



### Vibratory Media & Accessories

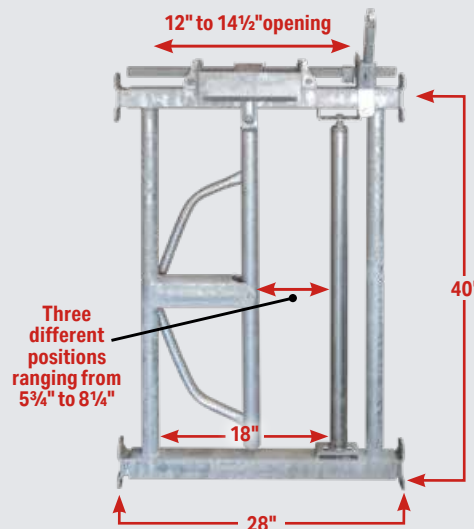
<b>80752</b>	BKS-60 Soap for Tumbler, 1 Gal
<b>80753</b>	Filter Pack for Tumbler, 15 MICRON, 10 per pk
<b>80756</b>	ACC50A Media, 50 lbs, angle cut, 1/4" x 3/16" (Not for use with shells or DL Flo-View claws)
<b>80757</b>	ACC50HH Media, 50 lbs, angle cut, 3/8" x 3/16", P40 grade



## ADJUSTABLE 28" Head Lock Gate for 1 Cow

- Ideal for Single Cow Operation
- Easy to Install
- Galvanized
- Very Durable

63420




## Stainless Milk Jug Filler



<b>54715</b>	1 1/2" Milk jug filler, bevel seat fitting
<b>54716</b>	1 1/2" Milk jug filler, tri clamp fitting
<b>54720</b>	2" Milk jug filler, bevel seat fitting
<b>54721</b>	2" Milk jug filler, tri clamp fitting
<b>54725</b>	3" Milk jug filler, bevel seat fitting

## Dema Iodine Spray Gun Kit



- 79400** Dema Iodine Spray gun kit
- 76640** PowrDipper PLUS, *for cows with big teats*
- 76709** Clear vinyl tubing 100' Roll (1/4" ID x 3/8" OD)
- 76718** Drag hose, crack and scuff 100' Roll (1/4" ID x 3/8" OD)



**76912**

Foam applicator, with  
12' coiled tube

## FOAM-iT



**76900**

Wall mounted  
teat foam unit - Santo

- 76902** Pump with Santoprene seals,  
*for Santo pump*  
**INCLUDES:**  
Hose barbs, air fitting, and exhaust barb
- 76904** Air regulator,  
*for Santo wall mount teat foam unit*
- 76910** Foam dip cup assembly - 2
- 76914** Foam applicator,  
*#2 assembly with 25' coiled tube*
- 76916** 25' coiled 1/4" polyurethane  
red/blue tubing
- 76919** 1/2" SS Male by twin. 170" barb

- 76920** Foam dip cup-PVC
- 76921** Wadding, *for teat gun*
- 76922** 3/4" MGH x 1/2" MPT poly nipple
- 76923** 12' coiled 1/4" polyurethane  
red/blue tubing
- 76924** 1/2" Female poly pipe elbow, 90°
- 76925** 3/8" Pump fitting
- 76926** 1/2" Black poly pro x 6" pipe
- 76927** 1/4" Pump fitting
- 76928** 1/2" Poly spray gun handle assembly
- 76929** 1/4" Check valve, *for foamer hose*
- 76930** Oetiker clamp, *for foamer line*

- 76931** Acetal Copolymer Bulkhead Union,  
1/4" Tube Size
- 76932** 1/4" polyurethane red tubing
- 76934** 1/4" polyurethane blue tubing
- 76937** 3" Coated weight, *for teat unit hose*
- 76938** Mesh strainer, *for teat unit hose*
- 76939** 1/4" x 3/8" hose barb, *for teat unit hose*
- 76944** 1/4" Plastic union,  
*push connect on both ends*
- 76945** 1/4" Plastic union tee
- 76946** 1/4" Plastic plug, *for union tee*

## Kleen-Flo ChemGuard System



### FEATURES

1. Stand alone system to monitor chemical levels
2. Alerts if chemical level is below user defined threshold
3. Standard system can monitor up to 3 different sequences per wash cycle
4. System can be expanded to monitor as many sequences as needed
5. Uses only one sensor per installation
6. Alarm output supports auto dialer for alarm texts, emails, etc.



**40131**



**40128**

- 40128** ChemGuard Pipeline drain chemical monitor system,  
*for 3 chemicals*
- 40131** ChemGuard chemical sensor assembly, *for 40128 & 40129*

## Hose Supports

The 1½" U-bolts will fit up to a 1¾" OD pipe, and the 2" U-bolts will fit up to a 2½" OD pipe

**ALL  
STAINLESS**



### Standard Bend Unit

- 10552** 21" arm, with stainless ball
- 10554** 24" arm, with stainless ball



### Reversed Bend Unit

- 10581** 21" arm, with stainless ball
- 10582** 24" arm, with stainless ball



### Standard Double Bend Unit

- 10586** 21" arm, with stainless ball
- 10585** 24" arm, with stainless ball



### Reversed Double Bend Unit

- 10588** 21" arm, with stainless ball
- 10587** 24" arm, with stainless ball



**CUSTOM DESIGNED  
LENGTHS & STYLES AVAILABLE  
CALL FOR PRICING**

Square U-bolts are available. Please specify if you are mounting to square tubing instead of pipe.



**10548**

**10598**

### Miscellaneous Parts for Hose Supports

- 10548** Hose support mounting kit, less arm and ball


**INCLUDES:** Brackets, Bushings, Carriage Bolts, Locknuts & U-bolts

- 10553** Nylon bushing, for hose supports
- 10551** U-bolt for 1½" hose support, with nuts and washers
- 10549** U-bolt for 2" hose support, with nuts and washers
- 10598** Square U bolt for hose support - fits up to 2½" square tubing
- 10546** Right hand bracket
- 10547** Left hand bracket
- 10589** Stainless ball, for hose support, (replaces blue plastic ball)
- 10544** Stainless ⅝" locknut, for hose supports
- 10545** Stainless ⅝" x 2½" carriage bolt, for hose supports

### Hose Support Arms, Only

- 10567** 21" standard bend, with stainless ball
- 10568** 24" standard bend, with stainless ball
- 10569** 21" reversed bend, with stainless ball
- 10570** 24" reversed bend, with stainless ball
- 10573** 21" standard double bend, with stainless ball
- 10575** 24" standard double bend, with stainless ball
- 10574** 21" reversed double bend, with stainless ball
- 10576** 24" reversed double bend, with stainless ball

## Waikato® Milk Meter Parts



- 84269** Complete V-block assembly
- 84231** U-bolt kit, only



- 84271** Stainless mounting bracket



- 84261** 5 piece repair kit for meter



- 84263** 6 piece repair kit for meter

- 84275** Gasket for dome
- 84278** Valve housing /Flask Seal
- 84270** Bung for 65lb (open flask)
- 84259** Tap strap only

- 84260** 3 way tap with strap
- 99890** 2½" x ⅝" stainless tube

## Stainless Steel Buckets

- 304 stainless steel 18 gauge buckets
- Please specify if you want a short or long handle by ordering the specified part number
- Bucket ratio: 8lbs = 1Gal

**SEE PAGES 88 & 89**  
for lids

### 35 lb. Bucket – Dimensions: 11½" w X 13¾" h

- 30135** Short handle bucket  
**30136** Long handle bucket

### 55 lb. Bucket – Dimensions: 12¾" w x 18½" h

- 30155** Short handle bucket  
**30156** Long handle bucket

### 65 lb. Bucket – Dimensions: 13½" w x 18½" h

- 30165** Short handle bucket  
**30166** Long handle bucket



### 75 lb. Bucket – Dimensions: 13½" w x 20" h

- 30175** Short handle bucket  
**30176** Long handle bucket

### 80 lb. Bucket – Dimensions: 14¼" w x 19½" h

- 30180** Short handle bucket  
**30181** Long handle bucket

### 90 lb. Bucket – Dimensions: 14¼" w x 20½" h

- 30190** Short handle bucket  
**30191** Long handle bucket

## Miscellaneous Bucket Parts

- 30151** Short handle only *for regular stainless bucket – 8"*  
**30152** Long handle only *for regular stainless bucket – 9"*  
**30154** Trimming charge to make bucket fit WF lid

- 30157** Bucket tilt handle *for bottom rim*  
**30159** Stainless hanger *to hang up bucket*  
**30158** Ear bracket, *for milk bucket handle (weld on)*



## 68 lb. Plastic Buckets and Parts



- 30300** Bucket – *with short handle*  
**30304** Bucket – *with long handle*  
**30301** Short handle  
**30302** Long handle  
**30307** Handle clip kit

**No Warranty on these plastic buckets**

**NOT FDA APPROVED**

## Plastic Eco Bucket and Parts



- 63489** 65 lb *with long handle*  
**63490** 65 lb *with short handle*  
**63491** Side ear kit  
**63492** Base  
**63493** Short handle  
**63494** Long handle

**FDA APPROVED MATERIAL**

## Stainless Steel Milk Cans

These cans are made of 18 gauge stainless and are for holding milk only and are not designed to have vacuum applied. Lid and gasket are included. Lids have a silicone seal. The lid attaches using 2 "snap down" latches directly across from each other. These milk cans are not stackable.



- 30194** 70 lb can with cover, 17½" x 12½"  
**30192** 90 lb can with cover, 21½" x 13½"  
**30197** 100 lb can with cover, 25½" x 13½"  
**30195** Silicone gasket, *for milk can lid*  
**30196** Cover for milk can, *with silicone gasket*

## Milk Bottling Cans

We have taken our 18 gauge stainless milk can and designed a milk bottling can. Comes with tri clamp nipple, heavy-duty clamp, gasket, end cap, delrin valve and 2' - 5/8th silicone tubing

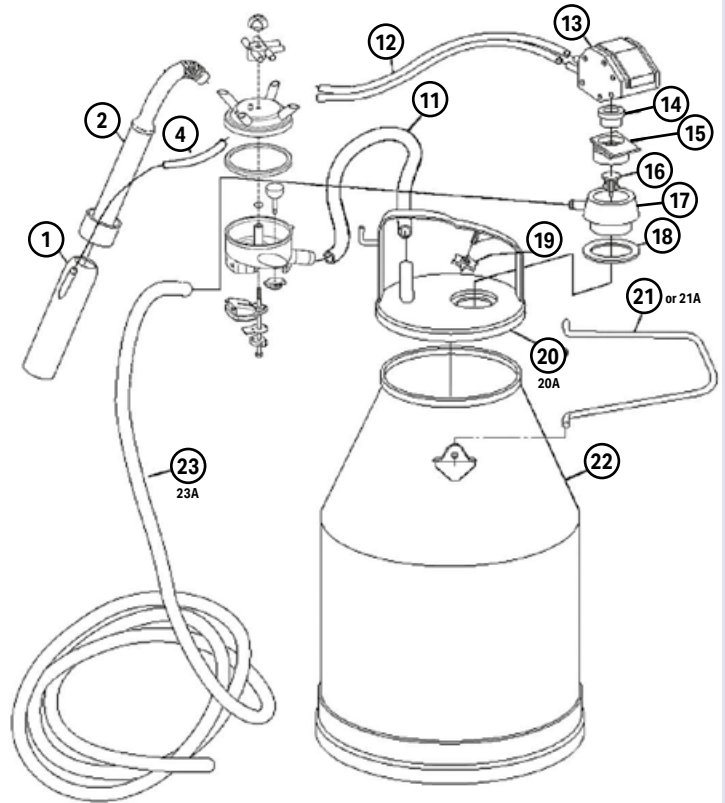


- 82002** 70 lb SS milk bottling can *with valve accessories, 17½" x 12½"*  
**82004** 90 lb SS milk bottling can *with valve accessories, 21½" x 13½"*  
**82006** 100 lb SS milk bottling can *with valve accessories, 25½" x 13½"*  
**30195** Silicone gasket, *for milk can lid*  
**30196** Cover for milk can, *with silicone gasket*  
**82015** 5/8" Bottling spigot kit





## Complete Bucket Units



**SEE PAGES 4 & 5** for Claw Parts  
**SEE PAGE 16** for Pulsator Parts  
**SEE PAGES 93-94** for Portable Vacuum Pumps

### Unit with D#95 Pulsation and 14300 Kleen Flo® Claw

<b>30005</b>	35 lb S/S Bucket Unit
<b>30010</b>	55 lb S/S Bucket Unit
<b>30015</b>	65 lb S/S Bucket Unit
<b>30020</b>	75 lb S/S Bucket Unit
<b>30025</b>	80 lb S/S Bucket Unit
<b>30030</b>	90 lb S/S Bucket Unit
<b>30045</b>	68 lb Plastic Bucket Unit
<b>30055</b>	65 lb Plastic ECO Bucket Unit
<b>30002</b>	Unit, without bucket

### Unit with HP 102 Pulsation

<b>30100</b>	80 lb S/S Bucket, with 14300 Kleen Flo® claw
<b>30100-1</b>	80 lb S/S Bucket, with 10867 Flow-view claw

### Unit with D#95 Pulsation and 10867 Flow-view claw

<b>30005-1</b>	35 lb S/S Bucket Unit
<b>30010-1</b>	55 lb S/S Bucket Unit
<b>30015-1</b>	65 lb S/S Bucket Unit
<b>30020-1</b>	75 lb S/S Bucket Unit
<b>30025-1</b>	80 lb S/S Bucket Unit
<b>30030-1</b>	90 lb S/S Bucket Unit
<b>30045-1</b>	68 lb Plastic Bucket Unit
<b>30055-1</b>	65 lb Plastic ECO Bucket Unit
<b>30002-1</b>	Unit, without bucket

### Unit with Vacupuls Pulsation

<b>30110</b>	80 lb S/S Bucket, with 14300 Kleen Flo® claw
--------------	---

### NuPulse Cow Bucket Units



<b>10150NP</b>	65 lb SS Bucket with Original Std Claw
<b>10154NP</b>	68 lb Plastic Bucket with Original Std Claw
<b>10158NP</b>	65 lb SS Bucket with FuFlo PP Claw with Shutoff and Silicone Hose
<b>10153NP</b>	35 lb SS Bucket with Original Std Claw
<b>10157NP</b>	55 lb SS Bucket with Original Std Claw
<b>10159NP</b>	35 lb SS Bucket with FulFlo Claw with Shutoff and Silicone Hose

1	<b>10010</b>	Rolled edge shell
2	<b>25003</b>	KF-01 inflation
4	<b>25155</b>	9" air tube
5	<b>14300</b>	New style claw with valve
		<b>SEE PAGES 4-5 for Claw Parts</b>
11	<b>25145</b>	32" x 5/8" clear milk hose
12	<b>25143</b>	37" x 3/32" twin rubber hose
13	<b>20360</b>	D#95 pulsator assembly
		<b>SEE PAGE 16 for Pulsator Parts</b>
14-18	<b>23031</b>	Complete Adaptor for D#95
14	<b>23029</b>	Chamber seal
15	<b>23040</b>	Chamber slide
16	<b>23027</b>	Check valve for chamber
17	<b>23056</b>	Chamber housing
18	<b>23028</b>	Chamber gasket
19	<b>33004</b>	Plastic lid nut
19	<b>33002</b>	Stainless lid nut
20	<b>33000</b>	Stainless lid
20A	<b>25195</b>	Lid gasket
21	<b>30151</b>	Stainless handle, short
21A	<b>30152</b>	Stainless handle, long
22	<b>30165</b>	65 lb bucket
23	<b>25141</b>	6' x 1/2" rubber vacuum hose
23A	<b>25140</b>	12' x 1/2" clear vacuum hose



**33500**



**34300**



**34312**

## For Short Handle DeLaval® Style Buckets

### Lids for Vacuum Pulsation

- 33000** DL style lid for HP® Pulsators, 5/8" ID
- 33034** DL style lid for HP® Pulsators, 3/4" ID
- 33095** DL style lid for goat unit, double hooks, 5/8" inlets
- 33500** Stainless lid and D#95 combination, for cows
- 33504** Stainless lid and D#95 combination, for goats
- 25195** Lid gasket
- 33004** Plastic lid nut
- 33002** Stainless lid nut

### Trap Lids

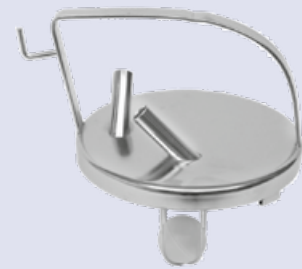
- 34310** 5/8" stainless trap lid, with checkball, 90°
- 34300** 5/8" stainless trap lid, less checkball, 90°
- 34325** 3/4" stainless trap lid, with checkball, 90°
- 34320** 3/4" stainless trap lid, less checkball, 90°
- 34000** 5/8" stainless trap lid, less checkball
- 34100** 5/8" stainless trap lid, with checkball
- 34312** 5/8" stainless trap lid with 3 - 5/8" 90° elbows
- 25195** Lid gasket
- 10130** Cage assembly for larger style trap lids
- 10132** Ball for cage assembly on trap lid



**33000**



**33095**



**34100**

## For Longer Handle DeLaval® and Westfalia® Style Buckets

### Lids for Vacuum Pulsation

*Illustrations pg. 158*



- 33050** High handle lid for HP pulsator
- 33075** WF style lid complete, 5/8" ID
- 33076** WF style lid, 5/8" ID, less parts
- 33080** WF style lid complete, 3/4" ID
- 33081** WF style lid, 3/4" ID, less parts

### Parts

- 17519** Gray vacuum Y for lid
- 25187** O4TS milk tubes
- 17533** Replacement plug for WF style lid
- 17526** Rubber lid o-ring
- 17531** Ball for lid
- 17527** Plastic lid base
- 17529** Threaded stainless pulsator base, for WF bucket lid, (weld on replacement)
- 17528** Screw for lid base
- 25195** Lid gasket

## For Longer Handle Buckets

### Trap Lids



*5 notch handle  
design with 45°  
milk inlet elbows*

- 34010** Stainless trap lid, 5/8" ID, without checkball
- 34011** Stainless trap lid, 5/8" ID, with checkball
- 34013** Cage only for ball - smaller style
- 35212** Checkball only
- 34016** Checkball and cage assembly
- 25195** Lid gasket

## Replacement Lids For Trap Buckets



**34250**



**35200**




**34255**

- 34250** Stainless 5/8" 90° trap lid, with gasket 6 3/4" ID x 8 1/2" OD
- 34251** Stainless 3/4" 90° trap lid, with gasket 6 3/4" ID x 8 1/2" OD
- 34260** Stainless 5/8" 90° trap lid, with gasket & checkball
- 34255** Stainless 5/8" straight inlet trap lid, with gasket
- 34256** Stainless 3/4" straight inlet trap lid, with gasket
- 34265** Stainless 5/8" straight inlet trap lid, with gasket & checkball
- 35200** Clear plastic trap lid, with gasket 6 3/4" ID x 8 1/2" OD
- 35201** Clear plastic trap lids, with gasket & checkball
- 35205** Lid only, less gasket

### Parts

- 35210** 3/4" checkball, with cage & screw
- 35212** 3/4" checkball, only
- 35213** Cage, only for clear plastic trap lid
- 34013** Cage, only for stainless trap lid
- 35005** Gasket, 6 3/4" ID x 8 1/2" OD for plastic and stainless lids



**35210**



- 35175** Blue plastic trap lid
- 35177** Gasket



**25195**

## Lid Gaskets

- |              |   |            |           |
|--------------|---|------------|-----------|
| <b>25195</b> | Lid gasket, for new style DL (#1053),<br>(Fits all E-Zee lids and most of Schlueter and Coburn's) | 6 1/2" ID  | 8" OD     |
| <b>25196</b> | Lid gasket, for O/S DL (#1041), smaller w/shutoff,  | 6 3/16" ID | 7 7/8" OD |
| <b>25197</b> | Lid gasket, for WF (#1051),   | 6 3/8" ID  | 7 3/4" OD |
| <b>25199</b> | Lid gasket, for Surge® (#1047),   | 6 3/8" ID  | 7 7/8" OD |
| <b>38170</b> | Thick lid gasket, for DV300 lid,  | 6 1/8" ID  | 7 7/8" OD |
| <b>25198</b> | Lid gasket for BM style lid   |            |           |



- 33040** Blank lid, for short bucket handle
- 33042** Blank lid, for long bucket handle

## Miscellaneous Replacement Lid Parts

- 33002** Stainless nuts for DL HP lids
- 33003** Stainless lid nut, WITH extension for higher lids for OHTA® pulsator
- 33004** Plastic nuts for DL HP lids
- 33008** Lid spacers (turns a HP lid into a fresh cow lid)
- 33007** Lid spacers (requires an HP style chamber)
- 33009** Lid adaptor with trap ball
- 33012** Shutoff valves for pail lids

## Complete ECO Goat Milking Units

**Bucket units come complete with Eco Goat Cluster Unit,  
a D#95 pulsator with 50:50 ratio – 90ppm.**

- 63496** 35 lb Stainless bucket unit, *with 2 Eco goat clusters*
- 63498** 35 lb Stainless bucket unit, *with 1 Eco goat cluster*
- 63501** 55 lb Stainless bucket unit, *with 1 Eco goat cluster*
- 63502** 55 lb Stainless bucket unit, *with 2 Eco goat clusters*
- 63505** 68 lb Plastic bucket unit, *with 1 Eco goat cluster*
- 63506** 68 lb Plastic bucket unit, *with 2 Eco goat clusters*

**ALSO  
AVAILABLE FOR  
SHEEP MILKERS**



**63501**

## ECO Goat and Sheep Cluster and Parts

*These goat cluster units are shipped fully assembled with  
2 plastic claws, shells, silicone inflations and tubing.*



**63540**



**63000**

Sheep cluster, with silicone inflations

- 63540** Complete Eco goat clusters *(as pictured)*
- 63528** Silicone inflations, *without milk tube for goats, sold individually*
- 63529** Plastic Shell
- 63541** Claw assembly, *vented*
- 63162** Tube assembly holder
- 63534** Vacuum Y for cluster
- 25155** Air tube for cluster
- 25190** Milk tube for cluster
- 63537** Bumper for claw

- 63538** Weight for claw
- 63544** Goat claw with lever for goat cluster *less weight and bumper*
- 63542** Shutoff lever
- 63547** O-ring, *for goat claw shut off lever*
- 63548** Small green vacuum valve ( $\frac{1}{32}$ " ID)
- 63161** Y piece, *for milk,  $\frac{1}{2}$  to  $\frac{3}{8}$  milk hose*
- 33504** Stainless lid and D#95 combination, *for goats*



The ITP207 has a diaphragm operated auto shutoff valve

Illustration pg. 170



**63104** Classic milking *goat* unit, with ITP 207 valves

- 63534** Vacuum Y for cluster
- 63161** Y piece for 1/2" to 3/8" milk hose
- 63162** Tube assembly holder
- 63163** Tubing holder ring, large
- 63270** ITP207 Automatic shut off valve
- 63157** Silicone goat liner, sold individually
- 63156** Silicone sheep liner, sold individually
- 63165** Air hose
- 63166** Milk hose

## ITP® Complete Goat Milking Units

Bucket units come complete with: ITP Goat Cluster Unit and a D#95 pulsator, 50:50 ratio - 90 ppm.


- |              |                               |                          |
|--------------|-------------------------------|--------------------------|
| <b>63474</b> | 65 lb Eco plastic bucket unit | with 1 ITP goat cluster  |
| <b>63475</b> | 65 lb Eco plastic bucket unit | with 2 ITP goat clusters |
| <b>63460</b> | 35 lb Stainless bucket unit   | with 1 ITP goat cluster  |
| <b>63461</b> | 35 lb Stainless bucket unit   | with 2 ITP goat clusters |
| <b>63466</b> | 55 lb Stainless bucket unit   | with 1 ITP goat cluster  |
| <b>63467</b> | 55 lb Stainless bucket unit   | with 2 ITP goat clusters |
| <b>63470</b> | 68 lb Plastic bucket unit     | with 1 ITP goat cluster  |



**63475**

GOAT & SHEEP MILKERS

## NuPulse® Goat Milkers



**10152NP**  
Complete 35#  
NuPulse bucket unit

- 10151NP** 65 lb SS Bucket with 2 Goat Claws Complete
- 10155NP** 68 lb Plastic Bucket with Goat Claw Complete
- 10152NP** 35 lb SS Bucket with Goat Claw Complete
- 10156NP** 35 lb SS Bucket with 2 Goat Claws Complete

**10101NP**  
NuPulse Goat Claw

**MZ10100NP**  
NuPulse Goat Claw Middle

**MZ10106NP**  
NuPulse  
Goat Claw Base

**MZ10050NP**  
NuPulse Goat Inflations  
(set of 4)



**63510**

Flo Vu® style goat/sheep claw  
with 90° inlets

**63515**

Bowl Kit

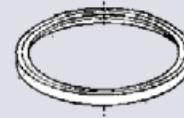
**63511**



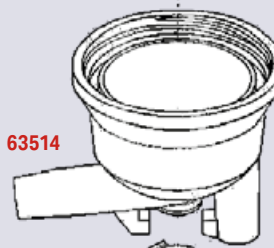
**63516**



**63513**



**63514**



**63517**



**63518**



**63515** Plastic bowl kit, for 63510 goat claw

**63511** Stainless claw top only,  
for 63510 goat claw

**63513** Gasket only, for 63515 bowl kit

**63514** Plastic bowl only, for 63515 bowl kit

**63516** Shutoff, for 63515 bowl kit

**63517** Shutoff clip, for 63515 bowl kit

**63518** Bumper, for 63515 bowl kit

## Goat/Sheep Milker Parts

**63010** Plastic shell for sheep/goat (uses 63015 inflation)  
(Use 25162 or 27322 jetter cups for washing)

**63015** Inflation for sheep/goat shell, longer style 9½", sold individually  
(For use with 63010 or 10017 shells and also for Surge belly units)

**63020** Inflation for sheep/goat milker, shorter style 8", sold individually  
(For use with 63010 or 10017 shells)

**63025** Silicone inflation without milk tube, for sheep, sold individually

**63028** Plastic shell for silicone inflation without milk tube, for sheep

**10017** Jet-Flo shell



**63010**



**63015**



**63020**



**10017**

## Deluxe Model


Illustrations pg. 170

This portable pump is a very heavy-duty unit and can be wheeled almost anywhere you need it to go. It comes with a Conde #3 vacuum pump and a 1 HP Farm Duty motor on a cart with 10" air tires. Plugs into a standard 120 VOLT/15 AMP outlet. The balance tank, regulator, vacuum gauge, and other parts are all included. (As shown)

**UNITS SHIP FULLY ASSEMBLED VIA TRUCK FREIGHT**

Shipping weight: 200 lbs.

- 70100** Portable pump unit, *only*
- 70110** Portable pump unit, *with 1 – 30045 plastic bucket unit*
- 70120** Portable pump unit, *with 2 – 30045 plastic bucket units*
- 70210** Portable pump unit, *with 1 – 30015 stainless bucket unit*
- 70220** Portable pump unit, *with 2 – 30015 stainless bucket units*
- 70310** Portable pump unit, *with 1 – 10150NP NuPulse stainless bucket unit*



**1 YEAR WARRANTY**

## Gas Engine Model

Conde #3 Vacuum Pump with a 3 HP Honda Engine, Heavy duty cart and 10" Air Tires

- 70400** Portable pump unit, *ONLY*
- 70410** Portable pump unit, *with 1 – 30045 plastic bucket unit*
- 70415** Portable pump unit, *with 2 – 30045 plastic bucket units*
- 70420** Portable pump unit, *with 1 – 30015 stainless bucket unit*
- 70425** Portable pump unit, *with 2 – 30015 stainless bucket units*

### Parts for Portable Pumps

- 70105** Conde #3 pump head, *with oiler* [Illustration on pg. 171](#)
- 70106** Rebuild kit, *for Conde #3 pump*
- 70107** Vane, *for Conde #3 pump, 4 required*
- 70109** Tank oiler wick
- 70103** Rubber oil plug with vent
- 70104** 10" air tire
- 67125** Emerson 1hp 1800 rpm motor
- 67223** Vacuum release valve, *for portable systems*
- 67224** Small 2" vacuum gauge
- 65069** A-32 Belt, *for 70100*
- 65364** A-39 Belt, *for 70400*
- 70401** 3hp Honda engine





**NuPulse® Mini Milkers**  
This efficient unit was designed by NuPulse and has been sold for years

**1 YEAR WARRANTY**



**GREAT PUMP UNIT FOR SHOW COWS OR SMALL FAMILY FARM!**

## KEY FEATURES:

- Lightweight, unit weighs only 70 lbs
- Dry vane pump, completely oilless
- 120 volt, ready to plug in and go
- Can be shipped via UPS or truck freight

We offer this unit with the E-Zee 65 lb bucket milker or the NuPulse 65 lb bucket milker. The 3/4 HP pump is mounted on a stainless balance tank. It will operate 2 NuPulse bucket units at the same time just fine. However, we recommend if using E-Zee's bucket unit to run only 1 at a time. The NuPulse claw and pulsator are built into one unit which requires slightly less vacuum to run than the E-Zee unit. The E-Zee bucket unit has the vacuum pulsator on the lid and the Kleen Flo® claw.

<b>41000NP</b>	3/4 HP Mini pump unit, only
<b>10197NP</b>	3/4 HP Portable mini milker system, with 1 - 0150NP - SS 65 lb bucket milker
<b>10179NP</b>	3/4 HP Portable mini milker system, with 2 - 10150NP - SS 65 lb bucket milkers
<b>10178NP</b>	3/4 HP Portable mini milker system, with 1 - 30015 - EZ SS 65 lb bucket milker
<b>10181NP</b>	3/4 HP Portable mini milker system, with 2 - 10151NP - SS 65 lb goat bucket milkers
<b>10182NP</b>	3/4 HP Portable mini milker system, with 1 - 10154NP Plastic cow bucket milker
<b>10183NP</b>	3/4 HP Portable mini milker system, with 2 - 10154NP Plastic cow bucket milkers

## Parts for P41015NP tank

<b>P41004NP</b>	Lid gasket
<b>P41005NP</b>	Bolt, with loop
<b>P41006NP</b>	Lid holder disc, with hole
<b>P41007NP</b>	Wingnut
<b>P41008NP</b>	Stainless rod, with cotter pin
<b>P41016NP</b>	Plexi Lid, for Mini Vacuum Tank

**CALL FOR MORE PARTS.**



**70090**  
Conde #6 pump head, with oiler

## Miscellaneous Vacuum Pumps

Conde #6 can be used with a 2 or 3 HP motor. Great for a "build-your-own" vacuum system.

**Rated up to 25 CFM**



# LOBE PUMP MAINTENANCE TIPS

## Typical calls on Lobe Pumps

A common service call on a Lobe vacuum pump is because it locked up. This is in most cases from buildup that was created from milk vapor carry over, then followed by the steam from the rinse cycle. In most cases this can be taken care of by flushing the pump.

## Flushing Lobe Pumps

The first step to flushing a pump that is locked up is to soak it with a solution to release the hold that the buildup has on the lobes. Another method that is often used is to put a pipe wrench on the pump shaft and force it to turn. **DO NOT** do this! We have seen a lot of pumps being damaged by this method. If soaking the lobes is successful, and the pump will start up, allow 1 quart of cleaner to be pulled through the pump then follow up with 8 oz. of a rust inhibitor/moisture displacer. This fluid should be pulled in through a small tube, not dumped directly into the pump. If a cleaner solution is dumped into the top of the pump without restriction, it could be pushed out through the seals and potentially get into the oil reservoir.

## Oil changes...

Lobe pumps with oil on gear end and grease on drive end...

- **OIL CHANGE** – every 5000 hrs.  
Oil level should be just below the top of sight gauge  
A synthetic gear oil must be used. AEON-PD contains a special additive package designed for greater rust and corrosion protection.
- **GREASE** – every 500 hrs.  
add grease until old grease pushes out the relief ports  
A #2 red grease must be used for drive end.

Delaval	HP	RPM	CFM @ 15"	Pump Shaft	Pump Pulley	Motor Pulley	Belt	Vane size
DL-76	3	1250	36	3/4"	7.25	5.25		5.998 x 1.925 x .182
DL-777	5	1000	56	28MM	9.25	5.25		7.867 x 2.370 x .208
DL-78	5	800	60	1 1/8"	9.00	4.12	2/3Vx560	7.994 x 3.000 x .243
DL-78	7.5	1090	80	1 1/8"	9.00	5.60	2/3Vx600	
DL-78	10	1250	100	1 1/8"	9.00	6.50	2/3Vx600	
D-L 84	10	765	100	1 3/8"	12.75	5.45		12.00 x 3.464 x .240
Bou-Matic	HP	RPM	CFM @ 15"	Pump Shaft	Pump Pulley	Motor Pulley		
FR-3A	3	1500	35	28MM	7.25	6.25		7.125 x 1.744 x .173
FR-4	5	1500	48	1 1/8"	7.25	6.25		10.988 x 1.744 x .173
FR-4A	5	1500	48	28MM	7.25	6.25		10.988 x 1.744 x .173
DB2000 3 Vane	7.5	850	78	1 1/4"	9.00	5.45		7.988 x 4.596 x .370
DB2000 4 Vane	7.5	850	78	1 1/4"	9.00	5.45		7.991 x 3.879 x .241
Masport	HP	RPM	CFM @ 15"	Pump Shaft	Pump Pulley	Motor Pulley		
M-3	3	1225	35	25MM	6.80	4.60		5.980 x 1.887 x .246
M-3	5	1750	47	25MM	6.80	6.80		
M-4	5	1225	60	28MM	8.00	5.60		10.991 x 2.560 x .180
M-4	7.5	1400	80	28MM	8.00	6.40		
M-5	5	1025	55	30MM	9.40	5.40		5.700 x 2.575 x .307
M-5	7.5	1250	70	30MM	9.40	6.60		
M-7.5	7.5	1025	80	30MM	9.40	5.40		8.556 x 2.575 x .307
M-7.5	10	1250	100	30MM	9.40	6.60		
M-15	10	995	114	1 3/8"	9.40	5.20		12.874 x 2.575 x .307
Surge	HP	RPM	CFM @ 15"	Pump Shaft	Pump Pulley	Motor Pulley		
75 Plus	4.5	940	45	1 1/8"	10.00	5.25		7.247 x 2.494 x .237
100 Plus	5.5	1150	55	1 1/8"	Direct	Drive		7.247 x 2.494 x .237
2300	7.5	1100	82	1 1/8"				8.995 x 3.542 x .240
2300	8	1150	82	1 1/8"	Direct	Drive		
Westfalia	HP	RPM	CFM @ 15"	Pump Shaft	Pump Pulley	Motor Pulley		
RPS 2800	5	800	60	30MM	7"	3.15"	3/3Vx530	12.779 x 3.146 x .310
RPS 2800	7.5	1090	80	30MM	7"	4.12"	3/3Vx530	
RPS 2800	10	1250	100	30MM	7"	5.3"	3/3Vx560	

Pump RPM calculation : For pump speed take 1750 X motor pulley size and divide by pulley size.

Example : 1750 X 6.75 = 11812 divided by 6.15 = 1920 RPM

# SUTORBILT

## Lobe Vacuum Pumps

Featuring "oil splash lubrication" on BOTH ENDS, the Sutorbilt DSL is interchangeable with the Original Sutorbilt® pumps, with respect to the footprint, shaft size, RPM's, port size, and performance.

### Replacement Pump Heads, ONLY

**65405** 3-M Pump head, 2" ports

**65425** 4-H Pump head, 1½" ports


**65445** 4-M Pump head, 2½" ports

**65465** 5-H Pump head, 2½" ports

**65485** 5-M Pump head, 4" ports

**65492** 6-M Pump head, 5" ports

**65499** 7-M Pump head, 6" ports



### Performance and Sizing Chart

Model	HP	RPM	Ports	Shaft	CFM/13"	CFM/14"	CFM/15"	Pump Pulley	Motor Pulley	Belts
<b>3-M</b>	5	2550	2"	¾"	60	53	42	46-2B = 4.95"	66-2B = 6.95"	B-59
<b>4-H</b>	5	2175	1½"	⅞"	55	46	40	48-2B = 5.15"	60-2B = 6.35"	B-62
<b>4-H</b>	7½	2900	1½"	⅞"	84	75	68	48-2B = 5.15"	80-2B = 8.35"	B-66
<b>4-M</b>	7½	1920	2½"	⅞"	82	73	66	58-2B = 6.15"	64-2B = 6.75"	B-65
<b>4-M</b>	7½ H/L	1825	2½"	⅞"	78	70	62	58-2B = 6.15"	62-2B = 6.55"	B-65
<b>4-M</b>	10	2400	2½"	⅞"	102	88	80	58-2B = 6.15"	80-2B = 8.35"	B-67
<b>5-H</b>	7½	1520	2½"	1⅞"	82	73	65	60-2B = 6.35"	52-2B = 5.55"	B-62
<b>5-H</b>	9	1915	2½"	1⅞"	102	89	80	60-2B = 6.35"	66-2B = 6.95"	B-65
<b>5-H</b>	10	1975	2½"	1⅞"	108	95	85	60-2B = 6.35"	70-2B = 7.35"	B-65
<b>5-M</b>	15	1875	4"	1⅞"	156	142	132	80-3B = 8.35"	86-3B = 8.95"	B-72
<b>5-M</b>	20	2400	4"	1⅞"	200	190	170	80-3B = 8.35"	110-3B = 11.35"	B-75
<b>6-M</b>	25	1825	5"	1⅞"	265	250	235	68-4B = 7.15"	70-4B = 7.35"	B-67
<b>6-M</b>	30	2130	5"	1⅞"	315	300	285	70-4B = 7.35"	86-4B = 8.95"	B-72

**NOTE:** Actual CFM readings may vary depending on atmospheric conditions, altitude, temperature, etc.


## 2 YEAR WARRANTY

## Horizontal Stands - Complete Unit Less Motor

Complete units include: pump, stand, silencer and drive kit.

Pump packages are shipped fully assembled.

<b>65410</b>	4-H,	with	5 HP drive kit	for Highline
<b>65420</b>	4-H,	with	7½ HP drive kit	for Highline
<b>65431</b>	4-M,	with	7½ HP drive kit	for Lowline
<b>65430</b>	4-M,	with	7½ HP drive kit	for Highline
<b>65440</b>	4-M,	with	10 HP drive kit	for Lowline
<b>65450</b>	5-H,	with	7½ HP drive kit	for Highline
<b>65452</b>	5-H,	with	9 HP drive kit	for Highline
<b>65456</b>	5-H,	with	10 HP drive kit	for Lowline
<b>65472</b>	5-M,	with	15 HP drive kit	for Lowline
<b>65474</b>	5-M,	with	20 HP drive kit	for Lowline
<b>65490</b>	6-M,	with	25 HP drive kit	for Lowline
<b>65491</b>	6-M,	with	30 HP drive kit	for Lowline
<b>65497</b>	7-M,	with	40 HP drive kit	for Lowline
<b>67115</b>	Horizontal Stand, ONLY		for 5 to 10 HP	
<b>67117</b>	Horizontal Stand, ONLY		for 15 to 30 HP	
<b>67080</b>	Horizontal Stand, ONLY		for 40 HP	



Stand Foot Print Size  
20" x 40"

**2 YEAR WARRANTY**

## Vertical Stands - Complete Unit Less Motor

Complete units include: pump, stand, silencer and drive kit.

Pump packages are shipped fully assembled.

<b>65412</b>	4-H,	with	5 HP drive kit	for Highline
<b>65421</b>	4-H,	with	7½ HP drive kit	for Highline
<b>65433</b>	4-M,	with	7½ HP drive kit	for Lowline
<b>65432</b>	4-M,	with	7½ HP drive kit	for Highline
<b>65441</b>	4-M,	with	10 HP drive kit	for Lowline
<b>65451</b>	5-H,	with	7½ HP drive kit	for Highline
<b>65453</b>	5-H,	with	9 HP drive kit	for Highline
<b>65457</b>	5-H,	with	10 HP drive kit	for Lowline
<b>65473</b>	5-M,	with	15 HP drive kit	for Lowline
<b>65475</b>	5-M,	with	20 HP drive kit	for Lowline
<b>65493</b>	6-M,	with	25 HP drive kit	for Lowline
<b>67120</b>	Vertical Stand, ONLY			

SEE PAGE 100 for motor options.



Stand Foot  
Print Size  
21" x 28"

# RBS

## Lobe Vacuum Pumps

- Durability, Reliability & Efficiency
- Rigorously tested to meet strict performance criteria to ensure unequaled service life – under the most severe operating conditions
- Vacuum to 15 in Hg
- Helical timing gears for smooth and quiet operation at all speeds
- Reliable dual splash lubrication on both the drive and gear ends for longer product life
- Three-Lobe Rotors offer the highest performances and efficiencies
- Reinforced roller bearings are calculated for a lifespan of 100,000 hours under the most severe operating conditions



### Pump Heads, ONLY

<b>66800</b>	35 Pump head
<b>66801</b>	55 Pump head
<b>66802</b>	65 Pump head
<b>66803</b>	75 Pump head
<b>66804</b>	85 Pump head

**2 YEAR WARRANTY**

### Performance and Sizing Chart

Model	HP	RPM	Ports	Shaft	CFM/14"	Pump Pulley	Motor Pulley
<b>RBS 35</b>	7½	2775	3"	38 mm	70	58-3B = 6.15"	94-3B = 9.75"
<b>RBS 35</b>	10	3750	3"	38 mm	100	56-3B = 5.95"	124-3B = 12.75"
<b>RBS 55</b>	10	2165	4"	48 mm	115	64-3B = 6.75"	80-3B = 8.35"
<b>RBS 55</b>	15	3120	4"	48 mm	180	68-3B = 7.15"	124-3B = 12.75"
<b>RBS 65</b>	15	2165	6"	48 mm	155	64-3B = 6.75"	80-3B = 8.35"
<b>RBS 65</b>	20	3120	6"	48 mm	230	60-3B = 6.35"	110-3B = 11.35"
<b>RBS 75</b>	15	1440	6"	55 mm	135	86-3B = 8.95"	70-3B = 7.35"
<b>RBS 75</b>	20	2020	6"	55 mm	205	74-3B = 7.75"	86-3B = 8.95"
<b>RBS 75</b>	25	2400	6"	55 mm	270	70-4B = 7.35"	94-4B = 9.75"
<b>RBS 75</b>	30	2700	6"	55 mm	310	70-4B = 7.35"	110-4B = 11.35"
<b>RBS 85</b>	30	2020	6"	55 mm	300	74-4B = 7.75"	86-4B = 8.95"
<b>RBS 85</b>	40	2740	6"	55 mm	450	70-4B = 7.35"	110-4B = 11.35"

**NOTE: Actual CFM readings may vary depending on atmospheric conditions, altitude, temperature, etc.**




# RBS

## Horizontal Stands - Complete Unit Less Motor

- 66810** RBS 35, with 7.5 HP drive kit
- 66812** RBS 35, with 10 HP drive kit
- 66821** RBS 55, with 10 HP drive kit
- 66823** RBS 55, with 15 HP drive kit
- 66830** RBS 65, with 15 HP drive kit
- 66832** RBS 65, with 20 HP drive kit
- 66840** RBS 75, with 15 HP drive kit
- 66842** RBS 75, with 20 HP drive kit
- 66844** RBS 75, with 25 HP drive kit
- 66846** RBS 75, with 30 HP drive kit
- 66850** RBS 85, with 30 HP drive kit
- 66852** RBS 85, with 40 HP drive kit

**Units Include:**  
**Pump, Stand,**  
**Silencer and**  
**Drive Kit**



**SEE PAGE 100** for motor options.

**2 YEAR WARRANTY**

## Side Inlet Vacuum Pump Silencer



**Flanged**

- 67493** 3" Silencer
- 67467** 4" Silencer
- 67468** 5" Silencer
- 67492** 6" Silencer



**NPT**

- 67474** 4" Silencer
- 67496** 5" Silencer

### Flanges & Gaskets

- 67494** 3" NPT Flange adaptor
- 67471** 4" NPT Flange adaptor
- 67328** 5" NPT Flange adaptor
- 67469** 6" NPT Flange adaptor
- 67495** 3" Flange gasket
- 67472** 4" Flange gasket
- 67329** 5" Flange gasket
- 67470** 6" Flange gasket

## Heavy-Duty Silencers

Part#	Size	Length	Diameter
<b>67323</b>	2" NPT	33"	8"
<b>67325</b>	2½" NPT	34"	10"
<b>67326</b>	3" NPT	46"	10"
<b>67340</b>	4" NPT	53"	14"
<b>67327</b>	5" Flange Style	65"	16"
<b>67466</b>	6" Flange Style	71"	18"



## Light Duty Silencers

Part#	NPT	Length
<b>67380</b>	2"	26"
<b>67381</b>	2½"	34"
<b>67382</b>	3"	37"
<b>67383</b>	4"	48"
<b>67384</b>	5" Flange Style	26"
<b>67484</b>	6" Flange Style	26"



*Can be used as a second silencer on lobe pump systems*



## Extra High Torque Farm Duty Motor

- 1.15 Service factor
- TEFC
- Single phase
- 1800 RPM



Part#	HP	Frame	Shaft	Full Load Amps
<b>67176</b>	3	184-T	1 1/8	17
<b>67177</b>	5	184-T	1 1/8	24
<b>67178</b>	5	215-TZ	1 1/8	29
<b>67179</b>	7 1/2	215-TZ	1 1/8	30
<b>67180</b>	10	215-T	1 3/8	41

**1 YEAR WARRANTY**

## Worldwide Premium Efficiency 3 Phase Motors

- Inverter duty
- 1800 RPM
- 208-230/460
- TEFC enclosure
- Ideal for electric company rebate programs
- 1.15 service factor
- Metal clad V-type sealing ring on drive-end
- SKF bearings with SKF extreme pressure high temperature grease



Part#	HP	Frame	Shaft
<b>67149</b>	3	182-T	1 1/8
<b>67160</b>	5	184-T	1 1/8
<b>67161</b>	7 1/2	213-T	1 3/8
<b>67162</b>	10	215-T	1 3/8
<b>67163</b>	15	254-T	1 5/8
<b>67164</b>	20	256-T	1 5/8
<b>67165</b>	25	284-T	1 7/8
<b>67166</b>	30	286-T	1 7/8
<b>67168</b>	40	324-T	2 1/8

**ALL MOTORS HAVE PASSED AND RECEIVED ALL U.S. CERTIFICATION REQUIREMENTS AND MEET OR EXCEED THE NEMA PREMIUM EFFICIENCY STANDARDS.**

**3 YEAR WARRANTY**



## Motor Bases

<b>67454</b>	182-T
<b>67456</b>	184-T
<b>67457</b>	213-T
<b>67458</b>	215-T
<b>67459</b>	254-T
<b>67460</b>	256-T
<b>67461</b>	284-T
<b>67462</b>	286-T
<b>67455</b>	324-T



## Fuji Frenic ACE Inverter



Try the "Ace" for your next phase converter or soft start project. The Frenic Ace is a high performance full featured drive designed to suit a wide variety of applications including fans, pumps, specialized machinery and more. The Frenic Ace provides compact, but powerful multi-rated specification solutions for virtually all AC drive applications.

*To be used as a phase converter or soft start only. Not compatible with our Reflex Variable Speed Drive controller*

Part#	HP	Volt	Phase	HP (VT/LD)	HP (CT/HD)
<b>P27005NP</b>	7.5	230V	3	7½	5
<b>P27010NP</b>	10	230V	3	10	7½
<b>P27015NP</b>	15	230V	3	15	10
<b>P27020NP</b>	20	230V	3	20	15
<b>P27025NP</b>	25	230V	3	25	20
<b>P27030NP</b>	30	230V	3	30	25
<b>P27040NP</b>	40	230V	3	40	30

- For single phase input, inverter size must be double the size of motor
- For vacuum pumps use variable torque **(VT/LD)**
- For augers and compressors use constant torque **(CT/HD)**

**3 YEAR WARRANTY**

## EZ Motor Starters

*with Thermo Overload Protection Relays*



- New motor starters with thermo overload sensors can be fine tuned with a turn of a dial, through a wide range of current ratings, to protect your electric motor.
- We stock eight different complete models which cover a wide range of applications.
- Each assembly is housed in a steel enclosure with backplate and is predrilled with 2 – 1" and 1 – ½" conduit knockouts.
- Position of knockouts at the bottom of the box helps in keeping dust and moisture away from the electronics.

Part#	Phase	AMPS	HP Range	Coil
<b>67477NP</b>	3	23-32	7½-10	120v
<b>67478NP</b>	3	48-65	15-20	120v
<b>67479NP</b>	3	63-80	25-30	120v
<b>67480NP</b>	3	23-32	7½-10	230v
<b>67481NP</b>	3	48-65	15-20	230v
<b>67482NP</b>	3	63-80	25-30	230v
<b>67485NP</b>	1	37-50	7½-10	120v
<b>67486NP</b>	1	37-50	7½-10	230v
<b>P19838NP</b>	Thermo Overload Protector 17-25 Amp			
<b>P19839NP</b>	Thermo Overload Protector 9-13 Amp			



# REFLEX

## VARIABLE SPEED DRIVE UNIT

- Large, illuminated digital vacuum gauge for easy viewing
- Motor soft-start brings vacuum pump up to speed gradually until vacuum level in the system reaches the set point. This eliminates over torque situations during start-up.
- Separate milking vacuum and washing vacuum to achieve better solution circulation. Switching is done automatically through the washer control switch.
- Built-in hour meter
- Sensing is done as close to teat end as possible which controls vacuum level more precisely at the most important place.



### Reflex VSD Units

#### VSD KITS INCLUDE:

Inverter, Reflex Controller, Shroud & NEMA 1 Kit

Part#	HP	Phase	Voltage
29530NP	5	1	220
29505NP	7½	3	220
29535NP	7½	1	220
29510NP	10	3	220
29540NP	10	1	220
29515NP	15	3	220
29550NP	15	3	440
29545NP	15	1	220
29547NP	20	1	220
29520NP	20	3	220
29555NP	20	3	440
29560NP	25	3	440
29525NP	25	3	220
29528NP	30	3	220
29575NP	30	3	440
29529NP	40	3	220
29580NP	40	3	440
29495NP	Reflex controller only		
P29040NP	Reflex circuit board		

#### VSD Cables

29702NP	Cable for VSD – 12 AWG, 4 conductor, 30A cont, for 5, 7.5 & 10HP - 230 V or 10, 15 & 20HP – 460V
29703NP	Cable for VSD – 10 AWG, 4 conductor; 40A for 10 & 15HP - 230V or 20 & 25HP – 460V
29704NP	Cable for VSD – 8 AWG, 4 conductor, 55A cont, for 15 & 20HP - 230 V or 25 & 30HP – 460 V
29706NP	Cable for VSD – 4 AWG, 4 conductor, 95A cont, for 25 & 30 HP – 230 Volt Drives
29710NP	18/2 Shielded control cable, For connection of controller to the inverter

#### Parts

P19700NP	Shroud Complete for Stand-Alone Inverter
P19725NP	NEMA 1 Kit for 25HP - 40HP Stand-Alone Inverter
P19726NP	NEMA 1 Kit for 5HP - 20HP Stand-Alone Inverter
P29718NP	Fuse for Reflex 250V .5A Time Lag (Slo-Blo)

### Inverter Only

See P28005NP through P28044NP in the price list.

### EZee Bypass Units

29805NP*	EZee Bypass Unit – 32 Amps, 5 & 7.5HP (220V) and 10 & 15HP (440V)
29810NP*	EZee Bypass Unit – 65 Amps, 10, 15 & 20HP (220V) and 20, 25, 30HP (440V)
29815NP*	EZee Bypass Unit – 80 Amps, 25 & 30HP (220V)
29800NP	EZee Bypass Unit Enclosure, only

**\*Must purchase an additional control relay complete. Specify coil voltage (12V AC/DC, 24V AC/DC, 120V, or 240v)**



**EZee Bypass Units are NOT for single phase applications.**





## DELUXE VARIABLE SPEED DRIVE UNIT

**COW ID  
READY**

### 2-Year Warranty on Reflex Variable Speed Drive Unit

Unit now comes with a 2 year warranty from purchase date.

### Deluxe Reflex Model gives added protection for the Inverter and is Cow ID ready

The Inverter is mounted in a steel Nema 4 enclosure that has a Line Disconnect, Filtered Fan Cooling system, Remote Display Keypad and proper shielding for Cow ID Systems.

### Surge Protection Devices

The SPD provides 40,000 amps of both normal and common mode surge protection and can protect the Inverter from harmful power surges by directing them to Earth Ground.

### Controller with Digital Read-out is included in all packages

#### Deluxe Reflex VSD Systems

Part#	HP	Phase	Voltage
29605NP	5	3	220
29600NP	7½	1	220
29601NP	7½	3	220
29603NP	7½	3	440
29609NP	10	1	220
29610NP	10	3	220
29612NP	10	3	440
29614NP	15	1	220
29615NP	15	3	220
29650NP	15	3	440
29631NP	20	1	220
29620NP	20	3	220
29655NP	20	3	440
29625NP	25	3	220
29660NP	25	3	440
29628NP	30	3	220
29675NP	30	3	440
29630NP	40	3	220

*Deluxe Systems are sold without  
RFI filter and line reactor.  
These items must be ordered separately.*



### Parts for Deluxe Reflex Inverter

*For our full line of Line Reactors and RFI Filters  
please refer to price list for part numbers  
P09500NP through P09650NP*

## Parts for Original Sutorbilt® Pumps

<b>67702</b>	Rebuild Kit,	for 6-H/6-M
<b>67701</b>	Rebuild Kit,	for 5-H/5-M
<b>67704</b>	Rebuild Kit,	for 4-H/4-M
<b>67706</b>	Rebuild Kit,	for 3-H/3-M
<b>67708</b>	Oil sight gauge,	for 4-H/4-M, 5-H/5-M
<b>67689</b>	Oil sight gauge,	for 6-H/6-M
<b>67709</b>	Oil reservoir vent,	for 4-H/4-M, 5-H/5-M
<b>67688</b>	Oil reservoir vent,	for 6-H/6-M
<b>67716</b>	Gear oil reservoir gasket,	for 6-H/6-M
<b>67713</b>	Gear oil reservoir gasket,	for 5-H/5-M
<b>67714</b>	Gear oil reservoir gasket,	for 4-H/4-M
<b>67715</b>	Gear oil reservoir gasket,	for 3-H/3-M

**Bearings and Seals**

<b>67780</b>	Bearing, shaft side,	for 4-H/4-M
<b>67781</b>	Bearing, gear side,	for 4-H/4-M
<b>67782</b>	Seal,	for 4-H/4-M
<b>67783</b>	Seal,	for 4-H/4-M shaft
<b>67790</b>	Bearing, shaft side,	for 5-H/5-M
<b>67791</b>	Bearing, gear side,	for 5-H/5-M
<b>67792</b>	Seal,	for 5-H/5-M
<b>67793</b>	Seal,	for 5-H/5-M shaft
<b>67795</b>	Bearing, shaft side,	for 3-H/3-M
<b>67796</b>	Bearing, gear side,	for 3-H/3-M
<b>67797</b>	Seal,	for 3-H/3-M
<b>67798</b>	Seal,	for 3-H/3-M shaft
<b>67801</b>	Bearing,	for 6-H/6-M shaft side
<b>67799</b>	Bearing, gear side,	for 6-H/6-M
<b>67800</b>	Seal,	for 6-H/6-M
<b>67802</b>	Seal,	for 6-H/6-M shaft

**Housing Shims**

<b>67874</b>	Shim, for 4-H/4-M pump .002"
<b>67875</b>	Shim, for 5-H/5-M pump .002"
<b>67876</b>	Shim, for 6-H/6-M pump .002"

**Pump Mounting Brackets**

<b>67770</b>	Foot, 5-H/5-M, standard air flow
<b>67771</b>	Foot, 4-H/4-M, standard air flow
<b>67772</b>	Foot, 5-H/5-M, side to side air flow
<b>67773</b>	Foot, 4-H/4-M, side to side air flow

## Parts for DSL Sutorbilt® Pumps

<b>67697</b>	Rebuild kit,	for 5-H/5-M
<b>67698</b>	Rebuild kit,	for 4-H/4-M
<b>67708</b>	Oil sight gauge,	for 4-H/4-M, 5-H/5-M
<b>67689</b>	Oil sight gauge,	for 6-H/6-M
<b>67861</b>	Oil reservoir vent,	for 4-H/4-M, 5-H/5-M
<b>67688</b>	Oil reservoir vent,	for 6-H/6-M
<b>67865*</b>	Gasket,	for 3-H/3-M
<b>67866*</b>	Gasket,	for 4-H/4-M
<b>67867*</b>	Gasket,	for 5-H/5-M
<b>67868*</b>	Gasket,	for 6-H/6-M

**\*2 needed per pump****Bearings and Seals**

<b>68714</b>	Bearing, shaft side,	for 4-H/4-M
<b>67781</b>	Bearing, gear side,	for 4-H/4-M
<b>67782</b>	Seal,	for 4-H/4-M
<b>67783</b>	Seal,	for 4-H/4-M shaft
<b>68701</b>	Bearing, shaft side,	for 5-H/5-M
<b>21966</b>	Bearing, front side,	for 5-H/5-M
<b>67791</b>	Bearing, gear side,	for 5-H/5-M
<b>67792</b>	Seal,	for 5-H/5-M
<b>67793</b>	Seal,	for 5-H/5-M shaft
<b>67795</b>	Bearing, shaft side,	for 3-H/3-M
<b>67796</b>	Bearing, gear side,	for 3-H/3-M
<b>67797</b>	Seal,	for 3-H/3-M
<b>67798</b>	Seal,	for 3-H/3-M shaft
<b>67801</b>	Bearing, shaft side,	for 6-H/6-M
<b>67799</b>	Bearing, gear side,	for 6-H/6-M
<b>67800</b>	Seal,	for 6-H/6-M
<b>67802</b>	Seal,	for 6-H/6-M shaft

**Housing Shims**

<b>67874</b>	Shim, for 4-H/4-M pump .002"
<b>67875</b>	Shim, for 5-H/5-M pump .002"
<b>67876</b>	Shim, for 6-H/6-M pump .002"

**Drive Kits with Belts**  
for Sutorbilt® Lobe Pumps

<b>67270</b>	5 HP/3-M	pulley kit
<b>67271</b>	7½ HP/4-M	lowline pulley kit
<b>67272</b>	7½ HP/4-M	highline pulley kit
<b>67273</b>	10 HP/4-M	pulley kit
<b>67274</b>	5 HP/4-H	pulley kit
<b>67275</b>	7½ HP/4-H	pulley kit
<b>67276</b>	7½ HP/5-H	pulley kit
<b>67282</b>	9 HP/5-H	pulley kit
<b>67277</b>	10 HP/5-H	pulley kit
<b>67278</b>	15 HP/5-M	pulley kit
<b>67279</b>	20 HP/5-M	pulley kit
<b>67280</b>	25 HP/6-M	pulley kit
<b>67281</b>	30 HP/6-M	pulley kit

Additional parts for lobe pumps are available refer to price list for part #'s starting with **67670** through **68714**

# Detergent Injector for Lobe Pumps

**An automatic lobe pump cleaning controller designed to spray cleaning detergents or lubricants into pump ports. Helps to prevent build-up on lobes inside pump.**

- Consists of a time delay controller that is activated automatically each time vacuum pump gets power. Unit can be adjusted for time delay and for duration of application.
- If unit is set for a 30 min. delay it will only open valve once even if pump runs for several hours; it is designed to repeat its cycle after pump is shut down and is powered up again.
- E-Zee Clean can also be set to do a repeat cycle for pumps that run 24 hours per day.

## E-Zee Clean System with 1 Valve for Single Pump Systems

**67510** 120 Volt input

**67520** 240 Volt input

## E-Zee Clean System with 2 Valves for Dual Pump Systems

**67522** 120 Volt input

**67524** 240 Volt input

## Parts for E-Zee Clean System

**67518** Coil - 120 Volt

**67519** Coil - 240 Volt

**67531** Delay board, #6030

**67532** Timer board, #6062

**67541** E-Zee Clean valve assembly, with 120 volt coil

**67542** E-Zee Clean valve assembly, with 240 volt coil

**67517** Manual valve kit for lobe pump cleaning solution

**67516** Single dripper kit for lobe pump cleaning solution

**99976** 2 AMP breaker

**99973** Box only with lid, for E-Zee Clean



## INCLUDES:

- Control Box with Valve
- Hose with Filter
- Hose with Barb Fitting for Vacuum Line

# TKX

**All Purpose Penetrant, Lubricant and Protectant  
for Use with E-Zee Clean System**


- Great for lobe pumps
- Helps to protect lobes inside pump from build-up and rust
- Displaces moisture
- Excellent lubricant

**67511** 1 gallon, case quantity = 4

Please specify gallon(s) or case(s) when ordering




### Oilers and Drippers



**67209**  
2 dripper system  
w/ stainless steel bracket mount  
for DeLaval® 777




**67210**  
Triple oiler valve  
w/ stainless steel bracket mount  
for DeLaval® 78



**67211**  
2 dripper system  
w/ stainless steel bracket mount  
for DeLaval® 76

### Dripper Systems



**67213**  
Triple oiler valve for Surge® 100 Plus pump  
(Includes tubing)



**67214**  
2 dripper system for Surge® 75 Plus pump  
(Includes tubing)

**Not Shown**

- 67212** 2 dripper system  
for FR4-A pumps
- 67215** 2 dripper system  
for Masport® pumps
- 67208** Triple oiler kit  
for RPS 2800 pump
- 67217** 100' Roll 1/4" tubing  
for oil lines (1/8" ID)
- 67196** Stone filter with compression fitting,  
for oilers

**67199**

Brass nut with white sleeve for compression fitting

**67218**  
1/4" Compression  
fitting  
for oil drippers  
with 1/8" NPT male  
thread (straight)



**67219**  
1/4" Compression  
fitting  
for oil drippers  
with 1/8" NPT male  
thread (elbow)



**67226**  
Oil Dripper  
with 1/8" NPT Thread



**67222**  
Oil Dripper  
with 1/4" NPT Thread



## Vacuum Pump Parts and Supplies, Etc.

### PVC Swing Check Valve

Old Style

<b>67242</b>	3"
<b>67244</b>	4"
<b>67314</b>	6"



### Exhaust Flappers

<b>67333</b>	Exhaust Flapper Kit, for 2" to 3"
<b>67331</b>	Exhaust Flapper Kit, for 4"
<b>67332</b>	Exhaust Flapper Kit, for 1½" to 2"




**67332**

### Replacement Flappers



Old Style

<b>67243</b>	3"
<b>67245</b>	4"
<b>67315</b>	6"



Sioux Chief New Style

<b>67243-1</b>	3"
<b>67245-1</b>	4"
<b>67315-1</b>	6"



### Brass Anti-Reverse Swing Check Valves

<b>67239</b>	2"
<b>67240</b>	2½"
<b>67241</b>	3"



### PVC Gate Valves

<b>67349</b>	1½"	<b>67337</b>	4"
<b>67336</b>	2"	<b>67312</b>	6"
<b>67335</b>	3"		

## Fittings, Etc.

For our full line of fittings, please refer to part numbers in our price book, starting with: **65501** for Galvanized and **66130** for PVC



### Flexible Couplings

<b>67318</b>	6" x 6"
<b>67230</b>	4" x 4"
<b>67231</b>	3" x 3"
<b>67232</b>	3" x 2"
<b>67233</b>	2" x 2"
<b>67249</b>	1½" x 1½"



**67235**

2½" Galvanized 90° elbow



**67234**

2½" Galvanized union




**67850**

Replacement Pulley for DL 78 pump



### Galvanized Nipples

<b>67236</b>	2½" x 12"
<b>67237</b>	2½" x 8"
<b>67247</b>	2½" x 6"
<b>67248</b>	2½" x 4"




<b>67252</b>	Replacement 6-J Rubber sleeve for Surge® 100 Plus direct drive coupler
<b>67253</b>	Replacement 8-J Rubber sleeve for Surge® 2300 direct drive coupler

<b>67306</b>	1⅞" flange for 6J coupler
<b>67307</b>	1⅞" flange for 6J coupler



**67238**  
3" x 2½"  
Galvanized reducer

### Horizontal PVC Balance Tanks



**67324** 30 Gallon Horizontal – 3" ports – 15" x 36"

**67345** 40 Gallon Horizontal – 4" ports – 15" x 48"

**67347** 15" End Cap with 3" outlet

***Vacuum drain included with all tanks  
Brackets are not included***

### Vertical PVC Balance Tanks



**67322** 30 Gallon Vertical – 3" ports – 15" x 36"

**67344** 40 Gallon Vertical – 3" ports – 15" x 48"

**67348** 40 Gallon Vertical – 4" ports – 15" x 48"

**67352** 15" End Cap, with 1½" outlet

**67346** Tripod base, only

***Vacuum drain included  
with all tanks***

### PVC Pre-Filters

*w/stainless steel screen*

**67320** 3" Pre-filter

**67321** 4" Pre-filter

**67316** 6" Pre-filter

***Vacuum drain included  
with all tanks***



### Replacement Parts

**67342** Stainless steel screen,  
Size = 11½" x 18½"

**67354** Stainless steel screen  
Size = 11½" x 18" For BM Pre-Filters

**67339** Drain elbow with flapper, 1½ NPT

**67351** Drain elbow with flapper, 1¼ NPT

**67338** Flapper, only

**67343** Lid for 3", 4", and 6" Pre-filter

**67341** Lid Gasket

**67319** Baffle, V-block

### ULTRACHEM PD Oil



***For Sutorbilt®  
Lobe Pumps***

**67357** 1 qt.

**Case Quantity = 12**

**67356** AEON PD – 1 qt.

**Case Quantity = 12**

### Red #2 Grease



***For Sutorbilt®  
Lobe Pumps***

**67358** Tube grease

**Case Quantity = 10**

### Vacuum Pump Oil



***For Vane Pumps***

**67505** Gallon  
**Case Quantity = 6**

**67507** 5 gallon

## Vacuum Gauges



**67224**

Small 2" vacuum gauge  
for portable pump units



**17919**

2 1/2" Dry Dampened  
vacuum gauge



**17918**

Adjustable 3 1/2"  
vacuum gauge



**17913**

Adjustable Stainless 4 1/2"  
vacuum gauge

## Digital Vacuum Gauge



**17914**

**17914** Kleen-Flo digital vacuum gauge  
with backlight

**17915** Circuit board only for Kleen-Flo  
vacuum gauge

**17916** Portable Kleen-Flo digital vacuum gauge with  
backlight, fits Milwaukee & DeWalt batteries\*



**17916\***

\*Batteries not  
included



## CFM Testers

### KIT INCLUDES:

- Carry Case
- Tester with 3 1/2" Gauge
- Spare 3 1/2" Gauge
- Adaptor for 3" Pipe
- Extra Plugs

**17785** 160 CFM Tester  
"American CFM's"

**17780** 260 CFM Tester  
"American CFM's"

**17786** CFM plug  
(size 10)

**17787** CFM plug  
(size 20)



## Vacuum System for Maple Operations

- Flood reclaimer system with demister
- System will run at 20" to 24" vacuum continuously
- Oil cooler with 1/4 HP motor keeps oil cool
- Pumps are set up at a special tolerance for flood system
- Available in various pumps and motor sizes

**68750** 5 HP Vacuum system,  
with E-5 pump, reclaimer, demister and oil cooler

**68753** 5 HP Vacuum system,  
with E-5 pump, reclaimer, demister and oil cooler, LESS MOTOR

**68754** 5 HP Vacuum system, with E-5 pump, reclaimer, demister - and oil cooler.  
Set up for 13 HP gas on vertical stand

**68770** 7.5 HP Vacuum system,  
with E-7.5 pump, reclaimer, demister and oil cooler

**68771** 7.5 HP Vacuum system,  
with E-7.5 pump, reclaimer, demister and oil cooler, LESS MOTOR

**67607** Reclaimer package, 2" with demister & filter

**68740** Oil cooler with 1/4 HP motor

**68741** NPT fitting for oil cooler



*We can help you design  
the perfect size pump  
for your needs.*



## RP Servo® Regulator and Parts For up to 80 American CFM's

- 17825** RP180 Regulator
- 17810** 5 piece repair kit
- 17815** Top small filter
- 17817** Center medium filter
- 17819** Large bottom filter
- 17822** Large center diaphragm
- 17823** Top diaphragm



**67223**  
Vacuum release valve  
for Portable Systems



**67223-1**  
Brass vacuum release  
valve - 3/4" NPT



**17881**

**17898**

**17890**

Illustration pg. 154

## 350 & 500 Regulators and Parts

- 17894** Sentinel 350 regulator (350 American CFM's)
- 17898** Sentinel 500 regulator (500 American CFM's)
- 17830** Air filter, for Sentinel 350/500
- 17846** Felt filter, for Sentinel 350/500 Aneroid
- 17852** Top dome filter
- 17840** Top filter cartridge holder
- 17842** Top dome filter o-ring
- 17844** Filter cartridge holder bottom
- 17847** Inlet adapter, for Sentinel 350/500
- 17848** Clamp assembly, for Sentinel 350/500
- 17895** Adjusting Wrench for Sentinel 350
- 17896** Diaphragm, for Sentinel 350
- 17881** Peacekeeper, for Sentinel 350/500
- 17882** Isolator, for 350/500 Peacekeeper
- 17883** Filter for Peacekeeper (fits all models)
- 17885** Aneroid assembly, for Sentinel 350/500
- 17861** Housing screw for 350/500 regulator - 5/32" x 5/8"

## Mark II Regulator and Parts

- 17890** Mark II regulator (150 American CFM's)
- 17849** Replacement foam filter, for Mark II
- 17850** Sentinel Mark II regulator foam filter
- 17852** Top dome filter
- 17853** Roll seal
- 17854** Flow ring, for Mark II regulator
- 17855** Closing spring, for Mark II regulator
- 17856** Diaphragm with plate
- 17862** Top rubber knob
- 17864** White flange assembly, for Mark II
- 17858** Silicone outlet seal, for base
- 17859** Rod Seal for Mark II
- 17860** Outlet body, for Sentinel regulator
- 17866** Poppet assembly, for Mark II
- 17867** Filter cap for Mark II
- 17868** Retaining washer, for Mark II
- 17869** Dome diaphragm, for Mark II
- 17880** Peacekeeper, for Mark II
- 17883** Filter, for Peacekeeper (fits all models)
- 17865** Adjuster housing, for Mark II regulator
- 17863** Filter cap o-ring, for Mark II
- 17857** Plug, for Mark II
- 17876** Outlet body

## Replacement Regulator Repair Kits

- 17870** 4 piece repair kit for Mark II  
**INCLUDES:** 1 roll seal, 1 dome filter, 1 body filter and 1 diaphragm with plate
- 17875** Worn parts kit for Mark I and Mark II  
**INCLUDES:** flow ring, dome diaphragm, rolling seal, adjusting knob, main diaphragm, main filter, dome filter, o-ring, 3-flange screws, 3-adjuster screws, outlet seal and flange assembly

## OEM Regulator Parts


- 05258** 5K regulator rebuild kit, Minor (7750-0013-890 WF/S)
- 05259** 5K regulator rebuild kit, Major (7750-0013-889 WF/S)
- 05256** Filter for Commander 1.5K & 5K (7750-0213-851 WF/S)
- 05521** Vacurex® diaphragm with vent (#7047-9926-470 WF/S)
- 05522** Vacurex® diaphragm without vent (#7047-1702-000 WF/S)
- 03271** Filter for Servo® (96798902 DL)

- 67310** Safety valve for vacuum systems, up to 100 CFMs 2" NPT
- 67311** Safety valve for vacuum systems, up to 200 CFMs or larger 3" NPT




**67310**





**DESIGNED TO COLLECT MORE OIL!**

**67220**  
2" Oil reclaimer with filter assembly, drain hose and 2 drippers



**REPLACEMENT FOR SURGE® PUMPS**

*Oil drippers NOT INCLUDED. See parts section at right.*

**67221**  
2" Oil reclaimer with filter assembly and drain hose, with Bottom Intake

**67213** Triple oiler valve for Surge® 100 Plus pumps

**67214** 2 dripper system for Surge® 75 Plus pumps

**67215** 2 dripper system for Masport® Pumps

**67216** Spin-off oil filter assembly for Surge® oil reclaimers

**67227** Filter for oil reclaimer, NAPA #21515

**67196** Stone filter with compression fitting, for oilers

**67197** Elbow with 1/4 brass tubing, for DL 78 oiler

**67205** Oil filter housing with 1/2" ball valve

## Replacement Reclaimers for the RPS 2800

- A cost effective replacement option
- Designed to replace the double reclaimer system
- Easier to clean out than the original design
- Oil drippers & filter system easier to work on
- One exhaust line instead of two

- 67830** Exhaust conversion kit for RPS 2800 pump
- 67208** Triple oiler kit for RPS 2800 pump
- 67201** 2" Oil reclaimer, with filter kit



## Vacuum Drains



### New Style PVC Line Drain

- 59450 - PVC drain, DL style, 1 1/4" NPT
- 59455 - Rubber insert
- 59452 - Ball only
- 59457 - Cotter pin
- 59458 - PVC housing





## New Vane Vacuum Pumps

**A Heavy-Duty Vacuum Pump**  
*that can be used in many different applications*

Pumps have a double end shaft for more installation options. Bare shaft has a cover that can be switched to the opposite side. These pumps are assembled with high quality vanes, seals and bearings. Each pump is individually assembled and tested. All parts interchange with name brand pumps that have been sold in the USA for over 30 years.

### M-Style E-5 Vacuum Pump Packages

*55 cfm @ 1000 RPM with 5 HP motor*

#### Vertical Stand

- 67555** M-style E-5 vacuum pump head
- 67556** Pump with 5 HP drive package – less motor  
***INCLUDES:** 2 oil drippers and hose*
- 67557** Pump (same as above plus a 2" reclaimer)

#### Horizontal Stand

- 67566** Pump with 5 HP drive package-less motor  
***INCLUDES:** 2 oil drippers and hose*
- 67567** Pump (same as above plus 2" reclaimer)

**1 YEAR WARRANTY**



### M-Style E-7.5 Vacuum Pump Packages

*80 cfm @ 1000 RPM with 7.5 HP motor*

#### Vertical Stand

- 67650** M-style E-7.5 vacuum pump head
- 67656** Pump with 7½ HP drive package-less motor  
***INCLUDES:** 2 oil drippers and hose*
- 67657** Pump (same as above plus a 2" reclaimer)

#### Horizontal Stand

- 67665** Pump with 7½ HP drive package-less motor  
***INCLUDES:** 2 oil drippers and hose*
- 67667** Pump (same as above plus 2" reclaimer)



*For motor options please SEE PAGE 100*

#### Replacement Parts

- 21970** Set/4 vanes for M-style E-5 or M-5
- 21965** Set/4 vanes for M-style E-7.5 or M-7.5
- 21966** Bearing for M-style E-5, E-7.5, M-5 or M-7.5
- 21967** Seal for M-style E-5, E-7.5, M-5 or M-7.5
- 67549** Inlet flange gasket
- 67561** Shaft cover

- 67573** Inlet flange
- 67579** Endplate gasket, .003
- 67578** Endplate gasket, .002
- 67574** Drive kit for E-5 or E-7.5 / 1000 RPM  
***INCLUDES:** 1-Motor Pulley/2BK-40, 1-Pump Pulley/66-2B, 2-Hubs and 2-B-62 Belts*

## Rebuilt Vane Vacuum Pumps

### DELAVAL®

<b>114090</b>	78-2½" pump unit,	<i>with rebuilt 5 HP motor and 3" reclaimer</i>
<b>114060</b>	78-2½" pump unit,	<i>with rebuilt 7½ HP motor and 3" reclaimer</i>
<b>114190</b>	78-2½" pump head,	<i>only</i>
<b>114196</b>	78-2½" pump head,	<i>with pulley and New triple oiler</i>
<b>114194</b>	78-2½" pump head,	<i>with New triple oiler</i>
<b>114150</b>	78-2" pump unit,	<i>with rebuilt 5 HP motor and 2" reclaimer</i>
<b>114180</b>	78-2" pump head,	<i>only</i>
<b>114200</b>	777 pump unit,	<i>with rebuilt 5 HP motor and oiler</i>
<b>114210</b>	777 pump head,	<i>only</i>
<b>114030</b>	76 pump unit,	<i>on stand, with rebuilt 3 HP motor</i>
<b>114000</b>	76 pump head,	<i>only</i>
<b>114120</b>	84 pump unit,	<i>with 3" reclaimer, less motor</i>
<b>114125</b>	84 pump head,	<i>only</i>

### MASPORT®

<b>177000</b>	M-7.5 pump unit,	<i>with rebuilt 7½ HP motor and reclaimer</i>
<b>177050</b>	M-7.5 pump head,	<i>only</i>
<b>177100</b>	M-5 pump unit,	<i>with rebuilt 5 HP motor and reclaimer</i>
<b>177150</b>	M-5 pump head,	<i>only</i>
<b>177200</b>	M-3 pump unit,	<i>with rebuilt 3 HP motor, floor stand and oiler</i>
<b>177250</b>	M-3 pump head,	<i>only</i>
<b>177310</b>	M-15 complete unit,	<i>with 3" reclaimer, less motor</i>
<b>177320</b>	M-15 pump head,	<i>only</i>

### SURGE®

<b>137100</b>	100 Plus pump,	<i>with 5.5 HP motor and reclaimer – direct drive</i>
<b>137030</b>	100 Plus pump,	<i>with reclaimer, new drippers and oil filter</i>
<b>137000</b>	100 Plus pump head,	<i>only</i>
<b>137250</b>	75 Plus pump unit,	<i>on stand, with 4.5 HP motor and reclaimer</i>
<b>137190</b>	75 Plus pump,	<i>with reclaimer, new drippers and oil filter</i>
<b>137150</b>	75 Plus pump head,	<i>only</i>
<b>137350</b>	2300 pump head,	<i>only</i>
<b>137550</b>	5.5 HP motor	
<b>137600</b>	4.5 HP motor	

### WESTFALIA®

<b>147000</b>	New Style RPS 2800 pump,	<i>with rebuilt 5 HP motor and reclaimers</i>
<b>147030</b>	New Style RPS 2800 pump,	<i>with rebuilt 7½ HP motor and reclaimers</i>
<b>147050</b>	New Style RPS 2800 pump unit,	<i>less motor</i>
<b>147055</b>	New Style RPS 2800 pump head,	<i>only</i>
<b>147070</b>	Old Style RPS 2800 pump unit,	<i>less motor</i>
<b>147080</b>	Old Style RPS 2800 pump head,	<i>only – no fan</i>

### BOUMATIC®

<b>127000</b>	FR4-A pump,	<i>with rebuilt 5 HP motor on stainless tank and with oiler</i>
<b>127055</b>	FR4-A pump head,	<i>with oiler</i>
<b>127085</b>	FR4 pump head,	<i>with oiler</i>
<b>127090</b>	FR3-A pump head,	<i>with oiler</i>
<b>127050</b>	FR4-A pump head,	<i>only</i>



**177100**



**137030**



**147030**



**127050**

**Please Call 888-304-6276 for Availability**

## Vanes, Bearings, Seals and Complete Kits

E-Zee uses a high quality Kevlar material for all replacement vanes and they contain **NO** glass material. These vanes are top quality, are non abrasive so pumps run cooler, quieter and will last longer. They are made to exact length, width and thickness by a company that makes vanes for many different applications.

### Replacement Parts For DeLaval®

#### For 78

**21950** Set of 4 vanes

**21951** Bearing

**21952** Shaft seal

**21954** Complete Rebuild Kit

**INCLUDES:** 1-21950, 2-21951 and 1-21952

#### For 76

**21955** Set of 4 vanes

**21956** Bearing

**21957** Shaft seal

**21959** Complete Rebuild Kit

**INCLUDES:** 1-21955, 2-21956 and 1-21957

#### For 777

**21995** Set of 4 vanes

**21951** Bearing

**21992** Shaft seal

**21999** Complete Rebuild Kit

**INCLUDES:** 1-21995, 2-21951 and 1-21992

#### For 84

**22000** Set of 5 vanes

**22001** Bearing

**22002** Shaft seal

### Replacement Parts For Masport®

#### For M-7.5

**21965** Set of 4 vanes

**21966** Bearing

**21967** Shaft seal

**21969** Complete Rebuild Kit

**INCLUDES:** 1-21965, 2-21966 and 2-21967

#### For M-5

**21970** Set of 4 vanes

**21966** Bearing

**21967** Shaft seal

**21974** Complete Rebuild Kit

**INCLUDES:** 1-21970, 2-21966 and 2-21967

#### For M-7.5 & M-4

**67579** Endplate gasket, .003

**67578** Endplate gasket, .002

**67549** Inlet flange gasket

#### For M-3

**21975** Set of 4 vanes

**21976** Bearing

**21977** Shaft seal

**21979** Complete Rebuild Kit

**INCLUDES:** 1-21975, 2-21976 and 1-21977

#### For M-15

**22140** Set of 4 vanes

**21961** Bearing

**22142** Shaft seal

**22144** Complete Rebuild Kit

**INCLUDES:** 1-22140, 2-22141 and 2-22142

#### For M-4

**21972** Set of 4 vanes

**21966** Bearing

**21967** Shaft seal

### Replacement Parts For BouMatic®

#### For DB-2000

**22120** Set of 4 vanes

**22130** Set of 3 vanes

**22121** Bearings (Needle)

**22122** Bearings (5207)

**22133** Shaft seal

**22134** Complete 3 Vane Rebuild Kit

**INCLUDES:** 1-22130, 1-22121, 1-22122 and 2-22133

**22124** Complete 4 Vane Rebuild Kit

**INCLUDES:** 1-22120, 1-22121, 1-22122 and 2-22133

#### For VP-155

**22207** Bearing

**22142** Seal

#### For FR4 / FR4-A

**21990** Set of 4 vanes

**21991** Bearing

**21992** Shaft seal

**21994** Complete Rebuild Kit

**INCLUDES:** 1-21990, 2-21991 and 2-21992

#### For FR3 / FR3-A

**21989** Set of 4 vanes

**21991** Bearing

**21992** Shaft seal



## Vanes, Bearings, Seals and Complete Kits

### For Alamo 75/100 Plus

<b>21980</b>	Set of 4 vanes
<b>21981</b>	Needle bearing (shaft side)
<b>21982</b>	Double row bearing (back)
<b>21983</b>	Shaft seal
<b>67805</b>	Blue shim .005
<b>67808</b>	White shim .025
<b>21986</b>	O-ring for end plate
<b>21984</b>	Complete Rebuild Kit

**INCLUDES:** 1-21980, 1-21981, 1-21982, 1-21983, 3-67805, 1-67808 and 2-21986

### For Alamo 30/40 Plus

**21985** Set of 4 vanes –  
For bearings and seals, etc. use part #'s listed under 75/100 Plus, as all parts interchange with the exception of vanes.

### For Alamo 2300/2800

<b>22110</b>	Set of 4 vanes
<b>22111</b>	Bearing (shaft side)
<b>21991</b>	Bearing (back)
<b>22113</b>	Seal (shaft side)
<b>22114</b>	Seal (back)

### For WF RPS 2800

<b>21960</b>	Set of 4 vanes
<b>21961</b>	Bearings
<b>21962</b>	Shaft seal
<b>21964</b>	Complete Rebuild Kit

**INCLUDES:** 1-21960, 2-21961 and 2-21962

### Miscellaneous Parts

<b>67810</b>	Bearing race, for 30, 40, 75 & 100 Plus
<b>67825</b>	Reclaimer gasket
<b>67630</b>	Screen, for reclaimers
<b>67225</b>	Foam filter (2 pk.)
<b>22007</b>	Replacement shim for 84 & 86 pump, .005"

### Original Alamo® Parts


<b>05465</b>	Flapper valve, 2" (7750-0020-440 WF/S)
<b>05473</b>	Filter gasket (7750-0014-379 WF/S)



**67810**



**67225**



**67825**

## Motor Pulleys

				<i>Hub</i>
<b>65040</b>	5 HP	RPS 2800	3 groove	SH
<b>65041</b>	7½ HP	RPS 2800	3 groove	SH
<b>65042</b>	10 HP	RPS 2800	3 groove	SH
<b>65045</b>	5 HP	D-L 78	2 groove	SH
<b>65046</b>	7½ HP	D-L 78	2 groove	SH
<b>65047</b>	10 HP	D-L 78	2 groove	SDS

For our full line of pulleys and hubs, please refer to part numbers starting with: **65000** listed in our price book.

## Belts

<b>67255</b>	2/3V x 530 double banded belt
<b>67256</b>	2/3V x 560 double banded belt for DL 78 5 HP pump
<b>67257</b>	2/3V x 600 double banded belt for DL 78 7½ or 10 HP pump
<b>67258</b>	2/3V x 630 double banded belt
<b>67259</b>	3/3V x 530 triple banded belt for RPS 2800 5 HP and 7½ HP
<b>67260</b>	3/3V x 560 triple banded belt for RPS 2800 10 HP
<b>67261</b>	3/3V x 600 triple banded belt
<b>67262</b>	3/3V x 630 triple banded belt





**99825** 5" x 24" Tie rod air cylinder,  
for BM crowd gate, 1 1/8" rod (includes clevis bracket)



**97830** 5" rear clevis bracket

**97841** 3/4" clevis pin

**97844** 3/4" x 16 clevis rod



**99806**



**99809**



**99808**



**99771 / 99773**

Illustration pg. 174

## BM Style Air Cylinder Assembly

**99808** Complete BM style air cylinder assembly,  
with mounting brackets

**99809** BM style air cylinder assembly, less mounting brackets

**99806** Pipe, for 18" air cylinder

**99771** 18" cylinder for 2100 and 3400

**99773** 15" cylinder for 2700



**99805**

Pulley assembly,  
for air cylinder



**92475**

Pulley,  
for 2" stainless  
cylinder

**99766** 3/4" x 1 1/8" stainless flat washer for top

**99767** 3/4" x 16" stainless hex jam nut for top

**99768** 7/16" x 20" stainless hex jam nut for rod



**99804** Stainless chain cut in 50" lengths for BM air takeoff

**96030** Stainless chain per foot

## Replacement Bulbs for BM Takeoffs



**99385**

Clear bulb



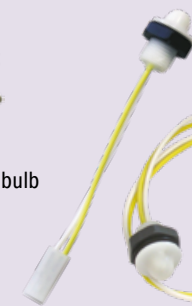
**99387**

Orange LED bulb



**99388**

Red LED bulb



**99394**

Orange LED bulb,  
with 4" lead



**99389**

Orange LED bulb,  
with 18" lead



**99395**

Red LED bulb,  
with 4" lead



**99390**

Red LED bulb,  
with 18" lead

## Terminals for BM Circuit Boards

**92414** 2 pin terminal

**92415** 3 pin terminal

**92416** 4 pin terminal

**92417** 5 pin terminal

**92418** 6 pin terminal

**92419** 7 pin terminal

**92421** 10 pin terminal




**92414**



**92419**

## Replacement Parts For BouMatic® Takeoffs



- Regulated valve and lamp outputs
- 100 to 4,600 OHM sensitivity range
- 1½ or 3 minute letdown time
- Features milk sweep function
- Incandescent/LED lamp capability
- Press either button when unit is in "sleep" mode, and it goes into "wash" mode

**85430** New Style Kleen Flo® Circuit Board, with stainless chassis for 2000 and 3000 Series

### BM Power Supply - Used


**123857** 16 unit power supply for BM

**123855** 12 unit power supply for BM



**85437**

Wiring harness for 85430 circuit board, less board terminal



### Replacement Parts

**43112** Rectifier, 35 amp

**85306** Capacitor with holder

**85309** 120 volt M.O.V.

**85312** Lightning arrestor

**85314** Line filter

**85317** Fuse holder

**85323** 5 AMP fuse

**85321** On/off toggle switch

**91836** Toggle switch cover

**85325** 120 volt AC input/  
11/24 volt AC output transformer



**92241**



**99703**



**99782**



**99705**



**99891**



**99830**



**99875**

One piece plunger assembly for new style BM sensor



**99831**



**99832**

Illustration pg. 181



**99833**



**99885** Plunger assembly for new style sensor

**99886** Plunger only, for new style sensor

**99751** Diaphragm only, for new style sensor

### Miscellaneous Replacement Parts

**92241** Cylinder bottom, for 2000, 3000, 4200 and 4400

**98789** ¼" Nylon rope sold per foot - roll size is 1000 ft.

**99689** Sealing washer, for 2000/3000 and 4200/4400 piston

**99565** 5450/5550 LED light pipe

**99703** Palm push button

**99704** ⅝" E-Clip for palm push button

**99705** Replacement retainer plunger for BM takeoff

**99890** 2½" x ⅝" stainless nipple, for 2000/3000 milk hose

**CUSTOM SIZES AVAILABLE**

**99891** Cap, for 2100 sensor

**99888** S/S nut, for Kleen Flo® or BM sensor

**99889** Nut, for Kleen Flo® or BM sensor

**99892** 2" x ¾" stainless nipple, for milk hose

**99712** 2 AMP fuse, for 2000 and 3000 Series Boards

**99782** Shuttle valve, for 2100

**99726** ¼" O.D. x ⅛" I.D. air tubing, for 2100...specify color

**99830** Rubber shutoff hose .62" x 3.25", for 2100 or 2101 clear air sensors

**99831** Sensor/shutoff assembly, for 2100/2101 with mounting bracket

**99832** Sensor/shutoff assembly, for 2100/2101

**99833** Sensor/shutoff body, for 2100/2101

**99802** Cable, 10' long for Precision meter

**99715** O-ring, for old style meter lid (style of lid with 2 ears)

**99784** Straight pin style eprom. for Perfection (specify version)

**99785** Carriage holder style eprom, for Perfection (specify version)

**99788** Plastic terminal holder, for Perfection board

**99791** Bushing, for 2100 hose support (uses 2)



## Kits and Parts for BM Perfection Meter

**99850** Complete service kit

**INCLUDES:**

- 99753** White diaphragm
- 99840** Large seal, (uses 2)
- 99842** Red silicone seal
- 99844** Plug
- 99847** Small thin black o-ring
- 99852** Stainless plate



**99850**

**99851** 6 piece – parts kit only

**INCLUDES:**

- 99753** White diaphragm
- 99840** Large seal, (uses 2)
- 99842** Red silicone seal
- 99844** Plug
- 99847** Small thin black o-ring



**99575**  
Keypad  
for BM metering  
takeoff



**94567** Replacement Keypad  
for BM AMI 5550 Cover

**99570** Replacement Keypad  
for BM 5450 Cover



**99720**  
Gray nylon  
filter/muffler  
for 2000/3000  
series speed  
control head



**99719**  
Metal filter/muffler  
for 2000/3000  
series solenoid



**99629**  
Wire harness,  
for 4400/4600 lights

**99626**  
Wire harness  
for 4400/4600  
switch



**99695** Touch switch,  
with gasket

**99696** Gasket for  
99695 switch



**99756**  
Diaphragm  
for 2000V shutoff



**99675**  
Piston seal  
for 2000/3000 and  
4200/4400 series  
cylinder



**99419**  
Replacement board  
for 42/44/4600 takeoff



**99700**  
Sensor assembly  
for 2000V



**99630**  
4200D  
flex switch

**99631**  
4200  
Membrane  
Only with  
flex switch



**99628**  
4400/4600  
cover  
assembly

## Solenoid Valves



**99780**  
Solenoid valve  
for Perfection  
meter



**99775**  
Solenoid  
for 2100 or 2101  
24 VDC



**99779**  
3 way Solenoid  
for 2000V and  
2000VM 24 VDC



**92208**  
Mac valve solenoid  
for Omni® air &  
Advantage TS - 24 VDC



**92032**  
310 24VDC Solenoid valve  
for parlor shutoff



**99774**  
Air/Vacuum Solenoid for 3200 series takeoff



**99777** 4 way Solenoid for 3000 series 24 VDC

**92030** 320 24VDC Solenoid valve  
for parlor takeoff cylinder



**99776**  
Solenoid for 4600 air takeoff



## Kits and Parts for Companion



- 99425** Handle and flex switch
- 99420** Flex switch
- 99423** Handle
- 99444** Handle filter
- 99430** Handle bracket



**99446**  
16 pc rebuild kit



**99447-1**  
21 pc major rebuild kit



**99447**  
21 pc major rebuild kit



**99470**  
Solenoid valve



**99435**  
Hanger  
for 2" line



**99418**  
Replacement 1000V  
Companion board


- 99445** Pulsation filter
- 99460** 3.125 piston seal
- 99462** Washer plate
- 99455** Molded shutoff diaphragm



**99460**



**99455**



**99475**

U shaped shutoff hose



**99620**



**99620** Handheld programming kit  
for 99418 and 99419 boards

**99621** Circuit Board Only  
for Handheld programmer

**99622** USB charger, cable & one  
9-Volt Lithium Ion battery

**99437**  
Companion  
cylinder tube



**99439**  
Valve bottom



**99480**  
O-ring  
for valve bottom



**99458**  
Shroud



**99450**  
Sensor  
assembly



**99438**  
Bottom cap



**99434**

*Illustration pg. 167*


- 99434** Power hose assembly
- 98634** Hose vac / electric for  
Companion or Milkmaster
- 98634-1** Rubber hose for Companion  
or Milkmaster (sold per foot)
- 98700** 2-strand 18GA. Power wire  
(sold per foot)
- 99440** Contact probe
- 99441** 5/32 x 1/4" Set screw
- 99443** Top shell
- 99442** Bottom shell
- 99449** Stallcock tube





**99881**

Curb mount Vacuum Sensor Assembly, 3/4"



Illustrations pgs. 178-180

**We are now selling our sensors complete with 6-strand wire, which has been epoxied to keep out moisture.**

*Close up view of wire*


## Other Options Available

- 99880** Curb mount Sensor body, *only*
- 99881** Curb mount Vacuum Sensor Assembly, 3/4"
- 99882** Curb mount Air Sensor Assembly, 3/4"
- 99884** Curb mount Vacuum Sensor, *less bracket*
- 99894** Curb mount Air Sensor, *less bracket*
- 99876** 3" Line mount Air Sensor Assembly, 3/4"
- 99877** 3" Line mount Vacuum Sensor Assembly, 3/4"
- 99873** Line mount Air Sensor, *less bracket*
- 99874** Line mount Vacuum Sensor, *less bracket*
- 99878** Line mount Sensor Body, *only*



**99876**

3" Line mount Air Sensor Assembly, 3/4"



## Replacement Brackets and Mounting Hardware



**10060**




**99817**



**99740**



**99825**



**10070**



**91767**

2"

4"

**Custom Sizes Available**

- 10060** Stainless bottom bracket *with chain bushings*
- 10070** Stainless chain shield
- 99742** Stainless top mounting bracket, *for 2100*
- 99729** Stainless retaining ring, *for white chain bushing*
- 99807** White chain bushing, *for bottom bracket*
- 10551** Stainless U-bolt, *for #99740 and #10060 bracket*
- 99817** Stainless mounting bracket, *with 2 clamps for new style BM curb mount sensor*
- 99817-1** Side clip, *for 99817 bracket*

- 99819** Stainless bracket, *for 2100 sensor*
- 91767** 5/8" stainless curb mount hose support bracket
- 91769** 3/4" stainless curb mount hose support bracket
- 91771** 7/8" stainless curb mount hose support bracket
- 99746** Stainless hose clamp, *for #99740 bracket*
- 99740** Stainless mounting bracket, *for the 2000, 2101, 3000, 4200, 4400, 4600*
- 99825** Stainless wall mounting bracket, *for Perfection 3000 meter*

## Replacement Shutoff Assemblies for Takeoffs

- Available with air or vacuum operated top
- Plastic breakaway kit included with 99150 & 99160



**99160**  
*Bracket Sold Separately*



**99158**  
*Complete with Bracket*



**99152**  
*Complete with Bracket*



**99150**  
*Bracket Sold Separately*

*Illustrations pgs. 177*

**99144** Radel body, only, for curb mount style

**99146** Radel body, only, for line mount style

**99150** 3/4" Radel vacuum operated shutoff assembly, mounting bracket not included

**99160** 3/4" Radel air operated shutoff assembly, mounting bracket not included

**99152** 3/4" Radel vacuum operated curb mount shutoff assembly,

**99158** 3/4" Radel air operated curb mount shutoff assembly,



**99180**



**99148**

*Illustration pg. 180*



**99173**



**99181**



**99888**



**99889**



**99187**

**99180** Breakaway clamp kit

**99185** Silicone gasket

**99177** Breakaway spring clamp

**99175** Breakaway clamp half only, 2 needed

**99148** Vacuum top assembly, with nut

**99172** 5/8" stainless curb mount bracket

**99173** 3/4" stainless curb mount bracket

**99174** 7/8" stainless curb mount bracket

**99180** 3" stainless milk line clamp

**99181** 4" stainless milk line clamp

**99181** Gasket, for 3" & 4" stainless milk line clamp

**99885** Plunger assembly

**99886** Plunger, only

**99875** One piece plunger assembly

**99889** Blue nut

**99888** Stainless nut

**99187** Tri clamp inlet for 2 1/2" line w/gasket

**56304** Gasket for Tri clamp inlet

## Parts for Air Assembly ONLY

**99154** Rebuild kit, for BM & KF Air sensor/shutoff

**99155** Top assembly, with nut

**99162** Shut off top, only

**99163** Insert, for top

**99164** Snap ring, for top

**99165** Flat washer, for top

**99166** Screw, for top

**99167** Spring, for top

**99168** O-ring, for top

**99169** U-cup, for top

**99170** Sealing washer



**99155**

*Illustration pg. 179*



**99154**



## Parts for SST#2

Illustrations pg. 172



- 85035** Keypad, with stainless cover and connector board to adapt to ST#2® 5.2, 5.3 or 6.1 boards
- 85020** Keypad, with connector – board, LESS stainless cover
- 85070** Silicone keypad, only
- 85076** Connector board, only, for E-Zee keypad
- 85025** Ribbon Cable
- 85040** Replacement keypad kit, with rebuilt circuit board (Specify what version board needed 5.2, 5.3 or 6.1)
- 85093** Stainless lid only, for SST#2 keypad
- 85083** Stainless Plate, for E-Zee Keypad and SST#2
- 85087** Stainless Plate, for V2038 & 98580 board
- 98771** Stainless box, with cover for SST#2 and silicone style keypad (as shown)
- 98769** Stainless box, with cover for SST#2, Deeper for HFC sensor




**98575**

HFC sensor board,  
for DL



- 98582** Keypad kit, with 98580 board, for MP370 and MP380
- 98580** Circuit board, for S/S MP370 and MP380



**98578**

Replacement 6.10 board  
for SST2




**98590**

Claw Drop Interface,  
for SST 2

Illustrations pg. 175

**Standard length is 39½"**  
**Custom Sizes Available**

- 98721** Stainless cylinder, for SST# 2, with rope
- 98731** Stainless cylinder, for SST# 2, with stainless chain
- 98723** Stainless horizontal cylinder, for SST# 2, with rope and pulley
- 98733** Stainless horizontal chain cylinder, with pulley, less mounting kit



- 92241** Cylinder bottom, for stainless SST#2 (rope style)
- 92239** Cylinder bottom, for stainless SST#2 (chain style)
- 92473** Cylinder bottom, with pulley assembly for stainless SST#2 (for chain or rope)
- 98734** Piston, for stainless SST#2 cylinder (for rope)
- 98735** Seal, for SST#2 piston, for SS cylinder
- 98736** Piston, for stainless SST#2 cylinder (for chain)



**98734**



**98735**



**91805**  
Stainless L shaped bracket  
for SST#2



**98738**



**98741**

- 98738** Clamp for 2" stainless cylinder with ½" NPT thread
  - 98741** Clamp for 3" plastic cylinder with ½" NPT thread
- These 3" clamps can be used on: Plastic VSO, Little Champ and Plastic SST#2*



## Parts for SST#2



98692




98702



20164



20165



98678




98686



98695




98694




98713



98710



98675




98680

- 98950** Cover kit, for control valve
- 98951** Blue cover gasket
- 98952** Fresh air nipple, only
- 98953** Fresh air screen, only
- 98954** Blank plug (replaces screen)
- 20164** Gasket, for inlet
- 20165** Shutoff diaphragm, for inlet
- 98695** Sensor jar
- 98692** 5/8" Horizontal sensor lid, SST#2
- 98693** 5/8" Vertical sensor lid, SST#2 or DV300
- 98694** Sensor float, SST#2
- 98702** Reed switch, SST#2 or ARM takeoffs
- 98710** HFC sensor diaphragm
- 98713** Bracket, for HFC sensor
- 98675** Rubber kit, pipe mount, VAC/ATM
- 98686** VAC/ATM control valve, 12V
- 98687** ATM/ATM control valve, 12V

- 98688** VAC/VAC control valve, 12V
- 98680** Bayonet kit, VAC/ATM
- 98678** Bayonet kit, ATM/ATM
- 98960** Bayonet kit, VAC/VAC
- 98734** Piston, for stainless SST#2 cylinder (for rope)
- 98736** Piston, for stainless SST#2 cylinder (for chain)
- 98717** Strap to mount stainless SST#2 cylinder to stainless box
- 98719** Strap to mount plastic SST#2 cylinder to stainless box
- 85093** Stainless lid only for SST#2 keypad
- 98720** Adaptor plate to mount stainless SST#2 box to plastic cylinder
- 98669** Seal, for SST2 valve, ECO Lite sensor & HP pulsator
- 98700** 2-strand 18GA power wire (per foot)
- 98704** 3 strand wire harness, for SST#2 control valve, 7' long
- 98705** 4 strand wire harness, for SST#2 control valve, 7' long
- 98949** Grommet, for wiring harness

**Custom Lengths Available**

## Parts for Milkmaster



**98653**  
Filter, w/clip




**98655**  
Ball, for rope



**98470**  
LED Bulb



**98629** Hanger for 2" line  
**98630** Hanger for 3" line  
**98628** Easyline hanger



**99760**  
Label



**98636**  
Complete pistol grip  
power hose,  
with OEM handle,  
replacement hose & contacts



**98631**  
Contact strip, for Multi Grip



**98634**  
Hose vac / electric,  
for Companion or Milkmaster 4' pc

**98634-1**  
Rubber hose  
for Companion or  
Milkmaster (sold per foot)



**98626**  
Replacement sensor block  
for Milkmaster



**98645**  
Rotor seal



**98648**  
Inner seal  
**98647**  
Outer seal

**98641**  
4 piece seal kit for motor



**98640**  
Spool gear



**98633**  
Left hand contact strip



**98632**  
Right hand contact strip



**NEW**

**98673**  
Replacement board  
for MilkMaster



**98660**  
Rubber rebuild kit,  
for sensor



**98625**  
Rubber rebuild kit,  
for amplifier



**98642**  
13 piece major rebuild kit,  
for motor

### Not Shown

- 43315** 12 volt coil
- 98960** Repair kit, for MilkMaster pulsator
- 98651** Wear clip, for cover/cord lock
- 98670** Holder, for dual cell 23MM MilkMaster battery

- 98672** CR2354 Lithium Battery, for MilkMaster
- 98674** Eprom, for MilkMaster Version 2.41
- 98635** Tab, for Milkmaster body/back
- 98703** Flag terminal, for SST#2 or Milkmaster

## Miscellaneous Replacement Parts



**NEW**

98560



**NEW**

98565



98740



98743



98744



98737



98748



98750

26.5" Long

- 98560** Front Cover / Keypad for MPCII
- 98565** Front Cover / Keypad for MPC680
- 98805** Wear plate, for ARM I or II takeoff linkage
- 98802** Start/Remove switch, for ARM I
- 98810** SRK – SQE1 exhaust repair kit, for ARM I or II
- 98742** O-ring, for plastic SST2, ECO and Advisor cylinder
- 98743** End cap for PVC cylinder (fits SST2, Advisor & Eco)
- 98744** Seal, for plastic cylinder (fits SST2, Advisor & Eco)
- 98790** 3/16" Nylon rope (sold per foot – roll size is 1000 ft)

- 91819** Bulb, for ARM I
- 98756** Bulb, for SST#2 or ARM II
- 98800** Stainless base, for DL Arm
- 98804** Stainless bar, for DL Arm
- 98750** Replacement PVC DL style cylinder
- 98740** Replacement top cap for PVC DL style cylinder
- 98746** Replacement pin for PVC end cap pulley
- 98748** Replacement pulley for PVC end cap
- 98737** Replacement piston for PVC style cylinder

## Parts for DL Meters


98572

3" Line mount sensor kit,  
for MPC



98573

Curb mount  
sensor kit,  
for MPC



98575

HFC sensor board

98574

MPC to HFC/Kleen Flo® Converter



98400

Elbow hose for Alpro meter

FITS 3/4" & 7/8"

19 3/4"



98461  
Membrane  
RS-valve



98460  
MM25 gasket



98395  
24 volt  
DC coil  
(red)



43315  
12 volt  
DC coil  
(black)

## Air Cylinders



98745 Pinch cylinder for ARM I

98747 12" Retract cylinder for ARM I or II

98749 14" Retract cylinder for Plato



98795

Bushing for Plato arm



98706 Chain for ARM I or II, 88"

98707 Chain for Plato, 63"



98796

15/16" SS retaining ring,  
for Plato bushing



98754

12 volt DC Mac valve  
for ARM II or Plato takeoffs





- 10310** Box with side holes, *only*
- 91871** Box with switch, button and red lens assembly, *only*
- 91851** Box COMPLETE, with replacement board *Illustration pg. 172*
- 91808** Mounting clamp for side switch box, 2 required

## Stainless Boxes for ACR-1 and ACR-SS

- 10480** Box with front holes, *only*
- 91870** Box with switch, button and red lens assembly, *only*
- 91850** Box COMPLETE, with replacement board
- 91806** Mounting clamp for front switch box, 1 required



**91833**

Touch Switch for W/F



**91831**

Push button cover



**91838**

Water tight toggle switch cover



**91836**

Toggle switch cover



**91922**

Wire connector for reversing valve & sensor



**91830**

Push button



**91840** Red lens assembly for ACR

**91841** Red lens, *only*



**91835**

Toggle switch for ACR

## Replacement Solenoids for ACR-1 and Kleen Flo



*Illustration pg. 173*

**91785** Solenoid valve with stainless box

**91795** Stainless box with lid, *only*



**91800**

Solenoid valve less box



24 Volt DC

**99777**

Solenoid, *only*



**91199**

Bulb, for ACR 1 board




**91819**

Bulb, for Metatron® 12, ACR 2 & 3® or Stimopuls® MA



**91196**

Fuse, for ACR board, 1.6 AMP, 5mm x 20mm



**85350**

Circuit board, for ACR1® takeoff, with board heater

**85353**

Board heater, *only*

**85352** Holder & LED, for ACR (LED STYLE)



**91908**

Control valve gasket kit, for Apex






91825



91917



91245



91235



91228



91903



91247



91900



91904

- 98790** 3/16" Nylon rope (sold per foot – roll size is 1000 ft.)
- 91887** 90° conduit elbow, for ACR ss takeoff box
- 91816** Stainless L bracket, for old style sensor mounting
- 91245** End cap, for Stimopuls® MA cylinder
- 91235** Seal, for Stimopuls MA cylinder
- 91237** Sealing ring, for Stimopuls MA
- 91247** Replacement top dome, for Visotron / Stimopuls
- 91900** Diaphragm with Anchor, for Apex
- 91991** Tube sealing cap, for Metatron® or ACR
- 91228** Replacement contact probe for WF power hose
- 91230** Front cover, only

- 91825** Label, for Dematron 50T
- 91903** Pulley for Dematron 50 T
- 91904** U shaped hose, for Dematron 50 T and DeMax 50 T takeoffs
- 91906** Upper gasket, for Apex control valve
- 91907** Lower gasket, for Apex control valve
- 91908** Control valve gasket kit, for Apex
- 91911** Apex control valve seal
- 91913** O-ring, for Apex control valve kit
- 91917** Replacement controller interface, for Dematron 60 and 70, Parlor Models

- This 3" OD x 26" L PVC cylinder is a direct replacement for the Stimopuls MA® takeoff
- Can also be used with any brand of vacuum operated parlor takeoff
- Has a longer rope pull out than stainless cylinders do

**91662**

PVC cylinder,  
for Stimopulse MA

*Illustration pg. 175*



## Rebuild Kits



91905

- 17500** Rebuild kit, for Autopuls®, Stimopuls and Apex pulsators
- 91905** 21 pc rebuild kit, for Dematron 50 T and DeMax 50 T takeoffs
- 91233** 25 pc rebuild kit, for Stimopuls MA takeoff



91233

Illustration pg. 175



**91865**  
Piston,  
leather sleeve style



**99747**  
Leather sleeve,  
for cylinder



**91863**  
Top disc,  
for piston



**91862** Top cap, for cylinder  
**91861** O-ring, for ACR top cap



**91860**  
Complete  
stainless  
cylinder,  
37" long



**91868**  
Piston for rubber  
seal, ACR cylinder



**91864**  
Spring for  
Easy Start Piston



**99748**  
Rubber seal,  
for ACR cylinder



**91869**  
S/S washer,  
for top of ACR piston



**91820**  
Bottom,  
for cylinder



**91867**  
Piston Spring



**91944**  
Replacement 1 piece plunger  
for Visoflow (works only in vacuum)



**91959**  
Replacement service kit  
for Visoflow air valve



**91845**  
Nut,  
for Visoflow sensor &  
Metatron meter



**91846**  
Top valve cover  
for Metatron & Visoflo



**99751**  
Sensor or  
meter diaphragm



**91941**  
Replacement Vacuum  
Visoflow sensor assembly

Illustration pg. 171



**91940**  
Replacement Visoflow  
sensor body with wire



**91942**  
Replacement Air Visoflow  
sensor assembly

Illustration pg. 171



**91960**

**91960** Air top assembly,  
for Visoflow sensor

## Parts for Air Top Assembly

- 91951** Air top, only
- 91952** Spool insert
- 91953** Air stem
- 91954** Spring
- 91957** U-cup
- 91958** O-ring
- 91956** 3/4" S/S internal retaining ring

Illustration pg. 180



**91945** Plunger assembly,  
for Visoflow sensor

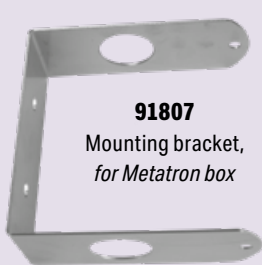


**91946** Plunger only,  
for Visoflow sensor



**91948**  
Rubber kit,  
for Vacuum  
Visoflow sensor

- 91981** Latch cover for Metatron
- 91982** Latch Pivot for Metatron
- 91984** Lid cover for Metatron
- 91986** Metatron Meter body with probe & wire
- 91991** Tube sealing cap for Metatron®
- 91987** Replacement spring clamp for Metatron meter (LH)
- 91988** Replacement spring clamp for Metatron meter (RH)



**91807**  
Mounting bracket,  
for Metatron box



**91986**



**91984**

**91987**

**91988**




**91982**



**91981**



**91991**



**91998**  
Keyboard,  
for Metatron 12, adapts to version  
040 and newer



**91912**  
Claw drop interface  
for Metatron APEX  
(works with APEX only)



**91980** Service kit for Metatron® meter

**INCLUDES:**

- 1-**99252** lid gasket
- 1-**99185** silicone line gasket
- 3-**91991** sealing caps
- 2-**99751** diaphragms
- 1-**91970** plunger assembly with diaphragm



**91970** Plunger assembly,  
for Metatron® meter

**91971** Plunger only,  
for Metatron® meter



**91972** One piece  
plunger assembly  
for Metatron®



**91805**  
Stainless L shaped  
cylinder bracket




**Stainless Curb  
Mount Brackets**

- 99172** 5/8"
- 99173** 3/4"
- 99174** 7/8"



**91814**



**91810** 3" stainless milk line clamp for Visoflow® or Metatron® Includes gasket

**91814** 4" stainless milk line clamp for Visoflow® or Metatron® Includes gasket

**91811** Gasket, for stainless for 3" & 4" milk line clamps

**99180** Breakaway clamp kit

**99185** Silicone line gasket

**99177** Spring clamp

**99175** Clamp half, only

**91817** Tri clamp inlet for 2 1/2" line w/gasket

**56304** Gasket for Tri clamp inlet



## VSO Parts



**99736**

Radel VSO top,  
with brass inserts



**99480**

O-ring  
for VSO plastic cylinder  
top



**99733**

Plunger  
for VSO float



**99730**

Cap & stem  
for VSO float



**20747**

Black knob  
for VSO float rod



**99738**

Radel base  
for VSO



**99731** Rubber rebuild kit

**INCLUDES:**

**99737** Small O-ring

**99732** Large O-ring

**64589** Gasket

**99739** Teflon washer

**99732** Large o-ring, for mounting bracket

**99737** Small o-rings, for top (Pkg. of 10)

**99739** White teflon washer

**64589** Gasket, goes between top and base

**64610** Insert nuts (Pkg. of 12)

**05251** VSO sensor float (7750-0021-568 WF/S)

**64612** Screw for VSO sensor, flat head

Illustration pg. 173

## Miscellaneous Replacement Parts




**92279**

Complete Sensor Interface assembly,  
with board, box & bracket, for Omni Takeoff



**92280**

Sensor Interface board, only  
for Omni® takeoff



**92242**

Cylinder bottom  
with bushings  
for plastic VSO®



**92241**

Cylinder bottom  
for Omni® vacuum and  
stainless VSO®



**92264**

Stainless L shaped bracket  
for plastic VSO® cylinder



**92282**

Piston seal  
for Omni® and  
stainless VSO®  
cylinder



**92244**

Piston seal  
for PVC VSO  
cylinder



**91805**

Stainless L shaped bracket  
for Omni® and stainless VSO®  
cylinders

**Not Shown**

**92243** Bushing only, for plastic VSO® cylinder bottom

**98789** 1/4" Nylon rope – sold per foot – roll size is 1000 ft.

**92183** Push button cover, for meter reset switch

**92107** Stainless hose clamp, for One Touch milk valve





**92232**  
Chain stop



**92205**  
Air cylinder - 15"



**92221**  
Milk valve button



**92220**  
Detach valve button



**92222**  
Manual/Auto switch



**92010**  
Bushing and ring,  
for Surge Omni Elite arm



**92210**

**92208** Mac valve solenoid, for Omni® air & Advantage TS - 24 VDC

**92209** Mac valve solenoid, for Optic® 850 takeoff - 12 VDC

**92210** Mac valve solenoid 24 VDC

**78411** 120V Mac valve, 4-way

*Other valve options available.*



**92310**  
7 pc rubber kit  
for One Touch pulsator,  
less pistons



**92284**  
Replacement solenoid  
for Omni®



**92330**  
Circuit board,  
for Omni® with Visoflow



**92324** Keypad only for Omni®  
**92325** Keypad cover for Omni®  
**92325-2** Gasket for Omni® cover



**92245**  
Stainless sensor holder  
for Optic sensor



**92275**  
Rebuild kit  
for Optic sensor



**92311** Seal for 2" or 2½"  
One Touch

**92312** Seal for  
3" One Touch



**92000**  
Bushing kit,  
for Surge Omni Elite arm



**92316**  
Replacement One Touch  
housing cover



**92305**  
Shutoff diaphragm,  
for One Touch & Dematron



**92313**  
Gasket  
for 2" One Touch Grip pad



**92314**  
One Touch orange  
grip pad gasket

*Not Shown*

**92014** Stainless hinge pin, for Surge Omni Elite arm

**92018** Stainless pin kit, for Surge Omni Elite arm

**92230** Chain pad, for Omni Elite®

**92260** Stainless chain, for Omni Elite®, 60"

**92252** Bulb, for Omni Power supply

**92287** 10 - 32" nylon screw, for Omni® solenoid cover

**92294** Small cord grip, for Omni® box

## Decade Boxes



**99711**  
Single dial decade box  
0 to 1,000 OHMS



**99722**  
Dual dial decade box  
0 to 11,000 OHMS

## Replacement Parts For Universal®




**92402**  
Elbow hose  
for UN takeoff



**99708**  
Seal  
for plastic style cylinder  
with blue ends



**98669**  
Seal  
for Eco and Advisor sensor




**92411**  
Rope guide  
for 3" stainless cylinder



**92408**  
Complete power hose  
for UN with OEM  
connector



**92400**  
Diaphragm  
for Advisor & Eco sensor



**92395**  
Hanger  
for Portable Ecolite  
and Advisor for  
2" line



**92401**  
10 pc rebuild kit,  
for EcoLite and portable Advisor takeoffs



**92406**  
Bracket  
for Parlor Advisor & Eco sensor

### Not Shown

**92404** Manual/ Auto switch,  
for PATO®

**92407** Attach/Detach switch,  
for PATO®

## Replacement MP380 Style Takeoff

# **HEAVY-DUTY STAINLESS STEEL DESIGN**

## High Flow Sensor – 12 VAC Input Power

**98592**

MP 380 style takeoff  
with line mount Kleen Flo® sensor



### Milk Sweep Function

Built In & Selectable

### Claw Drop Function

Option requires 1 - #98590  
Claw drop interface kit per unit

### Powers up in Detached or Attached mode (Selectable)

### Never Lose the Shunts (jumpers) While Setting Up

All main settings are adjusted using on board dip switches

### Built in Pulsator Shutoff After Detach

### 0 to 2 Second Vacuum Application

delay at start of each attach cycle

### 90 Second to 240 Second Let Down Delay

### 1 Second to 30 Second Strip Time

Time between end of milk flow until detach

### 2.5 Second Delay from Detach to Milk Sweep

Feature can be turned OFF

### 1.2 Second or 2 second Milk Sweep Duration

Not applicable if Milk Sweep is turned OFF

### Claw Drop (AUX)

### Delay: 3, 10, 17, 25 or 40 second

After Detach Cycle (If installed)

**98593**

SST#2 style takeoff  
with curb mount Kleen Flo® sensor





# MODEL 500 TAKEOFF

## FEATURES:

- Built in heater to reduce condensation
- Optional accumulative vs. standard strip time via an "on board jumper"

**ACCUMULATIVE:** In 10 second strip mode, accumulates total of 10 seconds of no milk flow before detaching.

**STANDARD:** In 10 second strip mode, requires 10 consecutive seconds of no milk flow before detaching.

- Power requirements: 24VAC, 25 WATT
- Full flow sensing

Illustration pg. 176

### Model 500 Units and Parts

<b>91720</b>	Kleen Flo® 500 – with DL style cylinder and Kleen Flo® sensor
<b>91725</b>	Kleen Flo® 500 – with DL style cylinder and Interpuls® sensor
<b>91730</b>	Kleen Flo® 500 – with WF style cylinder and Kleen Flo® sensor
<b>91737</b>	Kleen Flo® 500 – with WF style cylinder and Interpuls® sensor
<b>91739</b>	Kleen Flo® 500 – with WF style cylinder and Visoflow style sensor
<b>91741</b>	Klee Flo model 500 box assembly, with circuit board
<b>91710</b>	Circuit Board
<b>91785</b>	Control Valve, 24V

### Optional Sensors



**91750**  
Interpuls® sensor



**91941**  
Visoflow style sensor



**91856** Kit – Replacement EasyStart assembly for takeoff

#### INCLUDES:

- #1 – 91857 Piston with magnet for Quick Attach
- #2 – 91858 Cylinder clamp and reed switch for Quick Attach option



**99877**  
3" Line mount  
Kleen Flo® sensor



**99881**  
Curb mount  
Kleen Flo® sensor



**91730**

**NEW**



# MODEL 600 TAKEOFF

## FEATURES:

- Full flow sensing
- Milk sweep
- Dual valve for critical end-of-milk retract delay
- 24 Volt AC/DC power
- Touch switch controls
- LED lights
- Optional claw lift and drop
- Power up in wash mode
- Wash exit connection to take all units out of wash mode with one button push
- In board pulsation

Illustration pg. 176

### Model 600 Units and Parts

<b>91701</b>	Kleen Flo® 600 – with Kleen Flo® line mount sensor
<b>91702</b>	Kleen Flo® 600 – with Kleen Flo® curb mount sensor
<b>91703</b>	Kleen Flo® 600 – with Interpuls® sensor
<b>91704</b>	Kleen Flo® 600 – with Visoflow style sensor
<b>91708</b>	Kleen Flo® model 600 box assembly, with circuit board
<b>91700</b>	Circuit Board
<b>98686-1</b>	VAC/ATM control valve, 24V

SEE PAGE 134 for Optional Sensors



**91700**  
Circuit Board



- 91856** Kit – Replacement EasyStart assembly for takeoff  
**INCLUDES:**  
 #1 – 91857 Piston with magnet for Quick Attach  
 #2 – 91858 Cylinder clamp and reed switch for Quick Attach option



**91701**

## Stainless Snaps, Clips, & Links

- 96088** Heavy-duty stainless snap, 5/32"
- 96012** Standard stainless snap, 1/4"
- 98782** Large stainless repair link
- 96014** Small stainless repair link
- 96087** Breakaway stainless clip



### 96030 Stainless chain.

This is a top quality, heavy-duty, stainless steel chain as each link is welded all the way around. This chain is sold per foot but available at any length.

**QUANTITY DISCOUNTS  
AVAILABLE**



## ACME® Transformers

These 500 Watt - .500 KVA transformers come with a breaker switch installed but are available without if requested.




- 99718** 12 volt -30 AMP breaker AC or DC
- 99716** 24 volt -20 AMP breaker AC or DC On/Off toggle switch

### Parts for Transformers

- 99717** Toggle switch for 24 volt transformer, (on/off)
- 92592** 20 AMP breaker switch
- 92590** 30 AMP breaker switch

## Terminals for Circuit Boards



**92426**



**92424**

- |                             |                              |
|-----------------------------|------------------------------|
| <b>92422</b> 2 pin terminal | <b>92426</b> 6 pin terminal  |
| <b>92423</b> 3 pin terminal | <b>92428</b> 8 pin terminal  |
| <b>92424</b> 4 pin terminal | <b>92430</b> 10 pin terminal |
| <b>92425</b> 5 pin terminal |                              |

## Vacuum Operated Radel Milk Line Shutoff

To convert to normally closed on the Boumatic® 3000 series takeoffs, take the plug out of the solenoid and replace it with 78491 solenoid adaptor nipple and order whatever length of 78492 hose that you will need.



*Illustration pg. 173*

**78490**

Normally Closed - Vacuum operated milk line shutoff  
Can be used with 5/16" or 3/4" milk hose

- |                                      |                                |
|--------------------------------------|--------------------------------|
| <b>78491</b> Solenoid adaptor nipple | <b>78493</b> Cover             |
| <b>20161</b> 3/16" x 12" Hose        | <b>99751</b> Shutoff diaphragm |

## Switching Power Supply

*The switching power supplies SPD series are specially designed to be used in all automation application where the installation is on a DIN rail and compact dimensions and performance are a must.*



**61598**

VAC Input, 24VDC Output Regulated Switching Power Supply;  
20Amps (480 Watts) DIN Rail Mounting

## Replacement Takeoff Cylinders

**99808** Complete BM style air cylinder assembly, with mounting brackets

**99809** BM style air cylinder assembly, less mounting brackets

**91860** Stainless cylinder, WF style 37" long

**98721** Stainless cylinder, DL style, with rope

**98731** Stainless cylinder, DL style, with chain



**99808**  
**99809**

*Illustrations pg. 174*




**91860**



**98721**  
**98731**

*Standard length is 39½"  
Custom Sizes Available*



**91662**  
PVC cylinder  
3" OD x 26" L

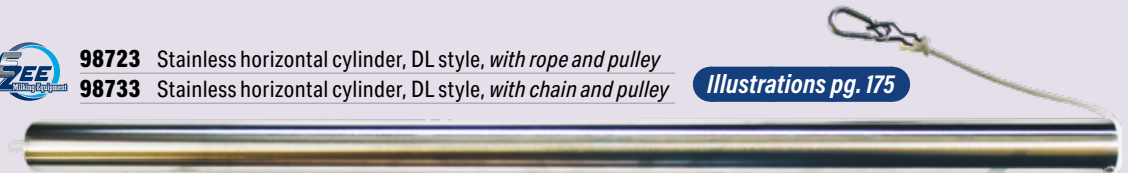
**98750**  
PVC DL style cylinder  
26.5" Long



**98723** Stainless horizontal cylinder, DL style, with rope and pulley

**98733** Stainless horizontal cylinder, DL style, with chain and pulley

*Illustrations pg. 175*



## Replacement Parts for Germania® Takeoffs

*For Model E*



*Illustration pg. 176*

**96089**  
Chain cylinder assembly

*Parts*

- 96138** Chains, 53" long
- 96189** Cylinder
- 96190** Pulley assembly
- 96191** Top cap for square tube
- 96192** Bottom cap for square tube
- 96193** Stainless steel square tube assembly
- 96194** Mounting bracket plate for 96089 cylinder

**The 96089 GM Style Air Cylinder will also work with the following detachers:**

*For Delaval detachers:*

**SST2 & ALPRO**, a 92209 Mac valve is needed

**MPC: 130 & 150**, a 92208 Mac valve is needed

*For Boumatic detachers:*


**2000/3000/4000 SERIES**, a 92208 Mac valve is needed

*For Surge detachers:*

**OMNI**, a 92208 Mac valve is needed

*For Westfalia detachers:*

**ACR SS, ACR3 APEX & METATRON 12 APEX**, a 92208 Mac valve is needed



**91824**  
For Stimopuls® MA



**91826**  
For Metatron® #12  
plastic style cover



**91821**  
For ACR SS, blue



**91822**  
For ACR SS, green



**91828**  
For ACR® #3



**91825**  
For Dematron 50T



**99625**  
For 2101D



**99643**  
For 3000M  
and 2101M



**99646**  
For 3000D



**94567** Replacement Keypad  
for BM AMI 5550 Cover



**99811**  
For 2000V



**99812**  
For 2100D



**99640**  
For 2000VM



**99627**  
For 4600D

**99570** Replacement Keypad  
for BM 5450 Cover



**99760**  
For MilkMaster



**98615**  
For Delpro



**92375**  
For Advisor



**91709**  
For Kleen Flo® Model 600



**91745**  
For Kleen Flo® Model 500





**96034**  
1/8" NPT to 1/32"  
Brass bushing  
(pack of 10)




**96049**  
1/4" Adjustable muffler



**96054** 1/16" Hose barb  
(pack of 10)

**96055** 1/8" Hose barb  
(pack of 10)



**96056**

**96056** 1/16" Tee (pack of 10)



**96059**

**96059** 1/32" Adjustable Tee



**96137**  
1/32" Plugs  
(pack of 10)



**96051** 1/16" Cross

**96052** 1/8" Cross  
(Not Shown)



**96129** 1/8" Hose mender  
(pack of 10)

**96130** 1/16" Hose mender  
(pack of 10)



**96060**

**96060** 1/4" NPT x 1/8" NPT hex reducer nipple (pack of 10)



**96128**

**96123** 1/32" Adjustable elbow



**96123**

**96128** 1/8" NPT to 1/16" barb (pack of 10)




**96126**

**96126** Female thread tee (pack of 10)



**96016**

**96016** Thin sensor top



**96017**

**96017** Thick sensor top



**96031**



**96023**



**96003**



**96036**



**96038**

**96031** PT 110

**96023** Whisker valve

**96003** D Restrictor

**96036** IFC 15 flow control -  
Replaces X180

**96038** 2 Way valve (PT 210)

**96142** 3 Way valve (PT 310)  
(Not Shown)

## Push Button Actuator



**96133** 3NC Versa Valve, with **Green** knob

**96133-1** 3NC Versa Valve, with **Red** knob

**96132** 2NC Versa Valve



**96340**

**96340** Plunger for retract cylinder



**96341**

**96341** Black top for retract cylinder



**96040** 4 Way valve double activated  
(PT420)

**96039** 4 Way valve (PT 410)



**96151**  
Kit to rebuild  
counterbalance cylinder



**96082**  
J hook for arm



**96018**

**96018** Round chain guide



**96120**

**96120** Chain guide, for Model C



**96121**

**96121** Pully, for Model C

**96020**

PT 421 valve,  
with shroud

**1 YEAR  
WARRANTY**



- 96000** Red knob for GM
- 96001** Green knob for GM
- 96020-1** PT 421 valve, only
- 96019** Black shroud adaptor



**96112**

EV 125 quick  
exhaust valve



**96033**

Rebuild kit  
for EV 125 quick exhaust

- 96225** Diaphragm
- 96227** Square o-ring
- 96229** Screw



**96022**

Manual/  
Automatic valve

- 96047** Valve body
- 96041** Valve plunger
- 96045** Valve handle

- 96043** Black knob (Pack of 10)
- 96042** Valve cam
- 96044** Valve cam pin

## Miscellaneous Parts

- |  |   |
|--|---|
| <b>96005</b> 1/8" Black tubing                       | <b>96090</b> Big cylinder   |
| <b>96006</b> 1/8" Blue tubing                        | <b>96079</b> Big cylinder repair kit                                  |
| <b>96007</b> 1/16" Gray tubing                       | <b>96010</b> Square nylon bushing                                     |
| <b>96008</b> 1/16" Blue tubing                       | <b>96311</b> 1 1/8" MDS nylon bushing                                 |
| <b>96009</b> 1/16" Red tubing                        | <b>96314</b> 3/8" MDS nylon bushing                                   |
| <b>96011</b> 1/8" Red tubing                         | <b>96318</b> 3/8" MDS nylon bushing                                   |
| <b>96168</b> 3/16 x 1" Spring pin                    | <b>96062</b> U-cup #1, <i>Replaces GM 30731 or 30744 (Pack of 10)</i> |
| <b>96169</b> 1/4 x 1" Spring pin                     | <b>96063</b> O-ring #1, <i>Replaces GM 30810</i>                      |
| <b>96170</b> 3/32 x 5/16" Spring pin                 | <b>96068</b> U-cup #3, <i>Replaces GM 30736 (Pack of 10)</i>          |
| <b>96152</b> 1/2" heavy-duty external retaining ring | <b>96070</b> O-ring #2, <i>Replaces GM 30742</i>                      |
| <b>96160</b> 1/2" external retaining ring            | <b>96094</b> 3-Fold bushing kits                                      |
| <b>96013</b> Brake disc                              | <b>96095</b> 4-Fold bushing kits                                      |
| <b>96139</b> Chain for Model B/SB                    | <b>96015</b> Black cover knob   |
| <b>96086</b> #4 Spring                               | <b>96030</b> SS chain ( <i>per foot</i> )                             |
| <b>96061</b> Neoprene spring                         |   |
| <b>96080</b> Model B pulley                          |   |
| <b>96026</b> Claw chain                              |   |
| <b>96053</b> Chain guide block                       |   |
| <b>96083</b> Counter balance regulator               |   |



**96113**

White sensor ring



**96205**

Replacement sensor  
body, straight cut



**96111**

Shutoff,  
without bracket  
for 1/16" or 3/16" hose



**96029**

Shutoff,  
with bracket  
for Model B & C

**Not Shown**

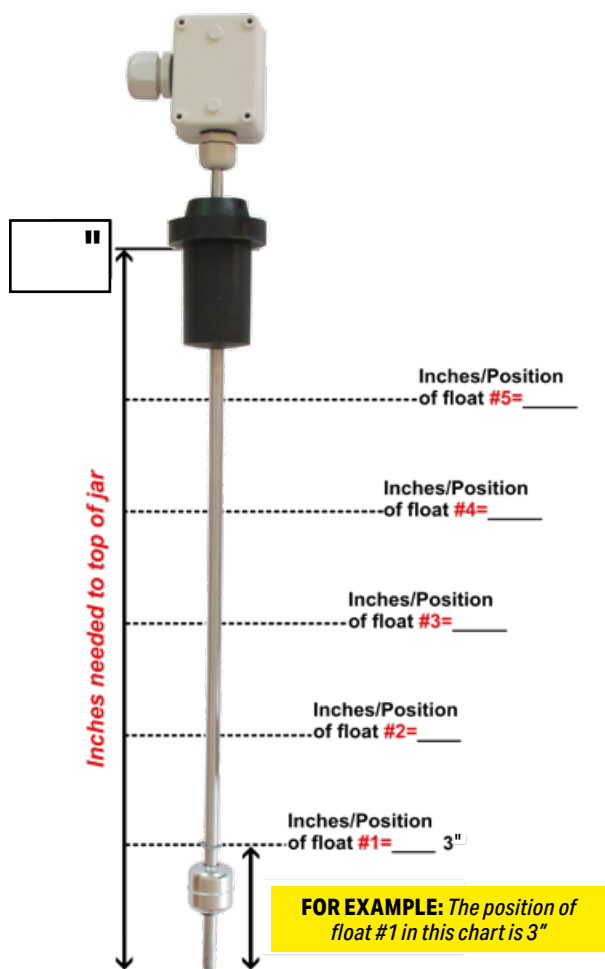
**96147**

Shutoff,  
without bracket  
for 3/4" Hose

## Kleen Flo® Variable Speed Probe Assembly

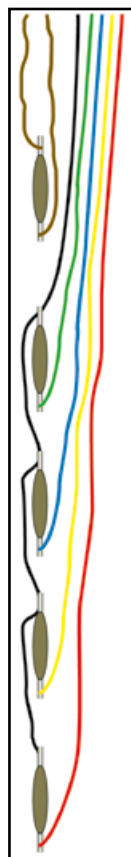
# CUSTOM PROBE ORDER FORM

Probes come with one float. More can be added for an extra charge.  
Maximum is 5 activation points.



**FOR EXAMPLE:** The position of float #1 in this chart is 3"

### Standard Configuration



- 1<sup>st</sup> Switch **RED**
- 2<sup>nd</sup> Switch **YELLOW**
- 3<sup>rd</sup> Switch **BLUE**
- 4<sup>th</sup> Switch **GREEN**
- Top Switch **2 BROWN** (*Isolated*)
- Common **BLACK**

- Need measurement of **exact location** of each additional float for proper placement.
- Measure from bottom up for your float(s) position(s) in inches.

Date		PO#			
Name					
Phone			Fax		
Float Assembly with Probe Holder: <i>(Please circle one)</i>		20022	20022-1	20023	20023-1
Top Switch Isolated <i>(Please circle one)</i>	YES NO	Notes			

**20022** Complete probe assembly, with **collar** and 1½" probe holder  
**20022-1** Complete probe assembly, with **clip** and 1½" probe holder  
**20023** Complete probe assembly, with **collar** and 2" probe holder  
**20023-1** Complete probe assembly, with **clip** and 2" probe holder

**20004** Additional floats,  
**INCLUDES:** Collar and float

**20015** Junction box, with large cord grip

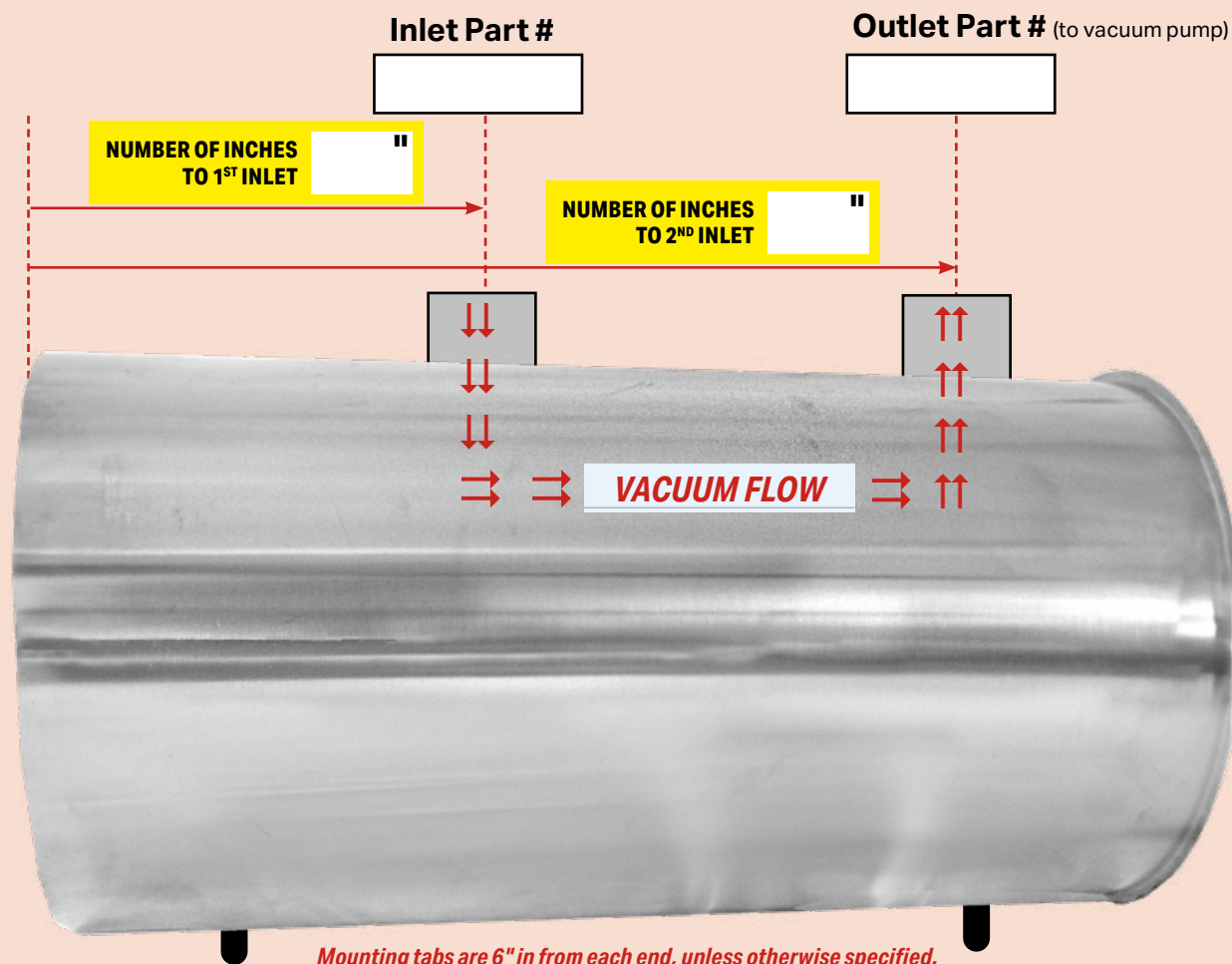
**20016** Clip

**20018** Stainless steel collar, ⅝" ID – ⅝" OD – ⅝" width

**20030** Stainless float

# 12 x 18 & 12 x 24 CUSTOM MOISTURE TRAP ORDER FORM

Always measure from back of the moisture trap  
for the vacuum inlet and outlet



Mounting tabs are 6" in from each end, unless otherwise specified.

Date	PO#
Business &/or Contact Name	
Phone	Fax
Signature	

20249	Blank horizontal moisture trap with lid, 12 x 18	
20250	Blank horizontal moisture trap with lid, 12 x 24	
20275	3" NPT threaded	outlet, welded on moisture trap
20276	4" NPT threaded	outlet, welded on moisture trap
20278	4" Tri clamp	inlet, welded on moisture trap
20278-1	4" Tri clamp	outlet, welded on moisture trap
20279	3" Tri clamp	inlet, welded on moisture trap
20279-1	3" Tri clamp	outlet, welded on moisture trap

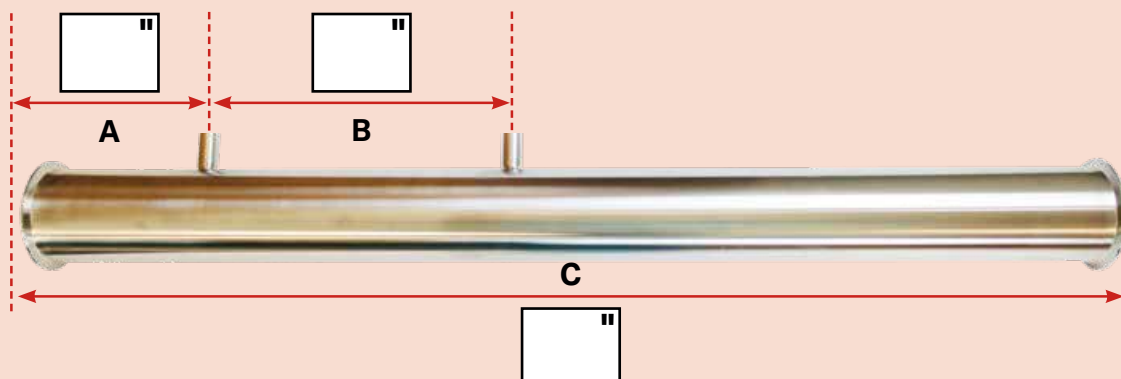
**Outlet has a ball seat and cage**



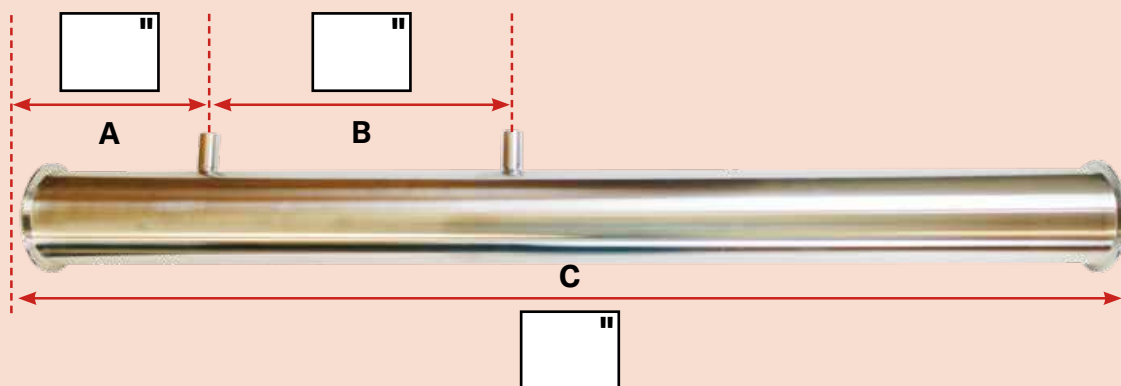
# CUSTOM STAINLESS PIPELINE ORDER FORM

Please use separate forms for different sized tubing

Custom #1  
Measurements



Custom #2  
Measurements



PLEASE FILL OUT ALL APPLICABLE INFORMATION ON THE FORM AND THEN SIGN AND RETURN TO US.

Date	PO#
Business &/or Contact Name	
Phone	Fax
Tubing Part #	Number of Tubing Runs
Nipple Part #	Number of Nipples per Run
Nipple O.D. Size	Ferrules <i>(Please check one)</i> Yes <input type="checkbox"/> No <input type="checkbox"/>
Signature	Wash or Milk Line <i>(Please check one)</i> Wash <input type="checkbox"/> Milk Line <input type="checkbox"/>

Notes:

## 16 Gauge

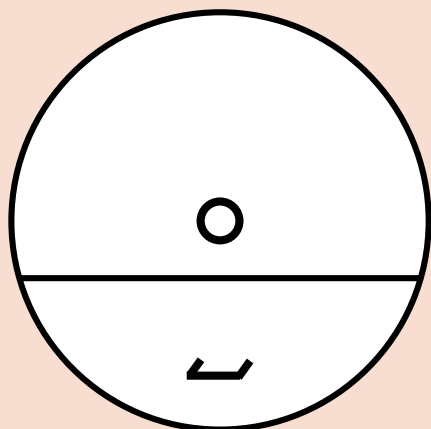
54409	1"
54411	1½"
54414	2"
54416	2½"
54418	3"
54419	4"

## Cutting & Welding Charges

20281	Cutting tubing
20282	Labor, to weld on ferrules for 1½", 2", 2½"
20283	Labor, to weld on ferrules for 3", & 4"
20285	Labor, for inlet welding ⅜", 5/8", ¾", 7/8", 1"
20286	Labor charge for nipple welding at 30° angle for ¾"
20285-1	Labor charge to weld 1" 54605 ferrule on pipe
20285-3	Labor charge to weld 45 degree 1" elbow

Any Questions Call Steven @ 1-800-768-0887

# CUSTOM VERTICAL MILK/WASH VAT ORDER FORM



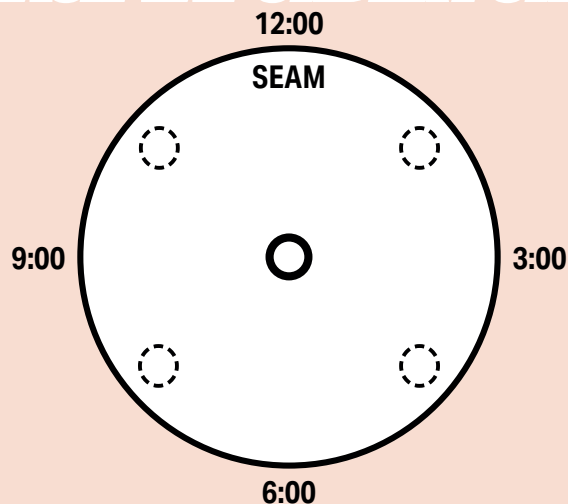
Lid View

*Milk/Wash Vat  
with Split Lid*

<b>27020</b>	85 gal
<b>27021</b>	115 gal
<b>27022</b>	150 gal
<b>27023</b>	195 gal
<b>27036</b>	225 gal
<b>27024</b>	275 gal
<b>27039</b>	400 gal
<b>27251</b>	500 gal

*Milk/Wash Vat  
with Solid Lid*

<b>27025</b>	85 gal
<b>27026</b>	115 gal
<b>27027</b>	150 gal
<b>27028</b>	195 gal
<b>27037</b>	225 gal
<b>27029</b>	275 gal



Top View of Vat

- 20280** Master number for Standard ferruled inlet  
*Please add on: -1.5, -2, -2.5, -3 or -4\* \*For example: 20280-1.5*
- 20284** Master number for ferruled inlet with 45° elbow  
*Please add on: -1.5, -2, -2.5, -3 or -4\**
- 20287** Master number for Parallel inlets welded on custom vats  
*Please add on: -1.5, -2, -2.5, -3 or -4\**

## Miscellaneous Parts

*All milk/wash vats come with 2" tri clamp outlet*

- 20301** 3" Overflow welded on custom milk/wash vat
- 20302** 4" Overflow welded on custom milk/wash vat
- 27001** Anti-swirl device for milk/wash vat
- 27018** Spray ball w/ 1.5" pipe x 8" pipe vat

- 27254** 1 set of 6 adjustable feet for 400 & 500 gallon milk/wash vat;  
*price includes install in vat.*
- 27255** 1 set of 4 adjustable feet for 225 & 275 gallon milk/wash vat;  
*price includes install in vat*

QTY.	PART #	LOCATION	NOTES

Business &/or Contact Name		PO#
Phone		Email
Vat Part #		
Spray Ball Tube with 1½" Ferrule <i>(Please check one)</i> Yes <input type="checkbox"/> No <input type="checkbox"/>		Add _____" of Tubing to Legs
Signature		Date





# CUSTOMER SERVICE IS OUR GOAL

*Partnering with you in the dairy industry.*

3772 East Newport Road, Gordonville, PA 17529

Toll Free: 888-880-3933 Fax: 877-204-7628

## RMA FORM

**In order that we may handle your returned merchandise more quickly and efficiently, please complete this form and return it with all of the products you are returning.**  
**FAILURE TO INCLUDE THIS FORM WITH ALL RETURNS WILL DELAY PROCESSING OF CREDIT.**

### Restocking Fees

All returns may be subject to a restocking charge as listed below.

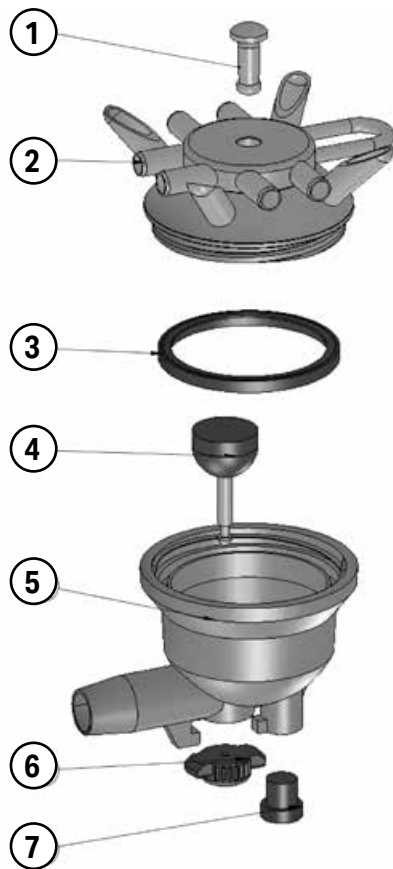
- Items returned within **2 MONTHS** from the invoice date, and in new condition, **NO RESTOCKING FEE.**
- Items returned from **2-6 MONTHS**, there is a **10%** restocking charge.
- Items returned from **6 MONTHS TO 1 YEAR**, there is a **20%** restocking charge.
- All returns **OVER 1 YEAR**, there is a **50%** restocking charge.

Date		
Customer Name		
Address		
City	State	Zip
Phone		

INVOICE #	QTY.	PART #	DESCRIPTION	NEW	USED	FOR REPAIR	COST	TOTAL
NOTES:							Sub-total	
							Shipping	
							% Restocking	
							Total Credit	



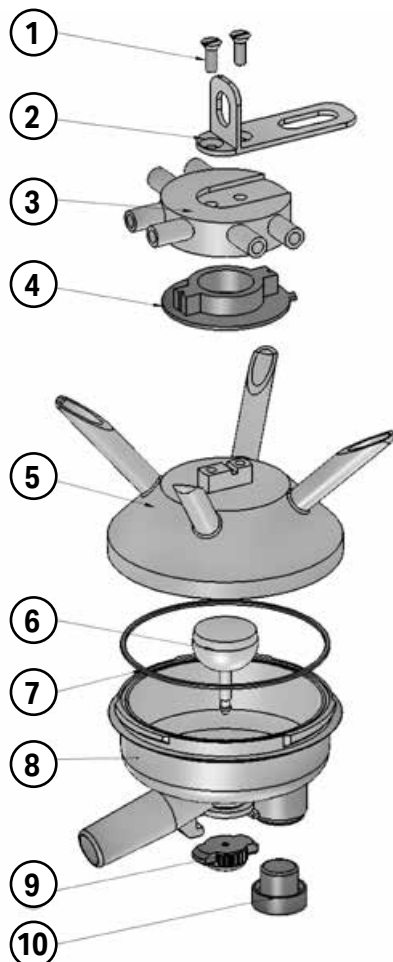
Sold on pg. 6



## #10867 Replacement Alternating Flow-view Claw

ITEM	PART #	DESCRIPTION	QTY
1	<b>10882</b>	Vent	1
2	<b>10869</b>	Alternating stainless top	1
3	<b>10865</b>	Bowl gasket	1
4	<b>10861</b>	Shutoff	1
5	<b>10860</b>	Flow-view bowl, 180cc	1
6	<b>10864</b>	Shutoff clip	1
7	<b>10870</b>	Bumper	1

ILLUSTRATIONS

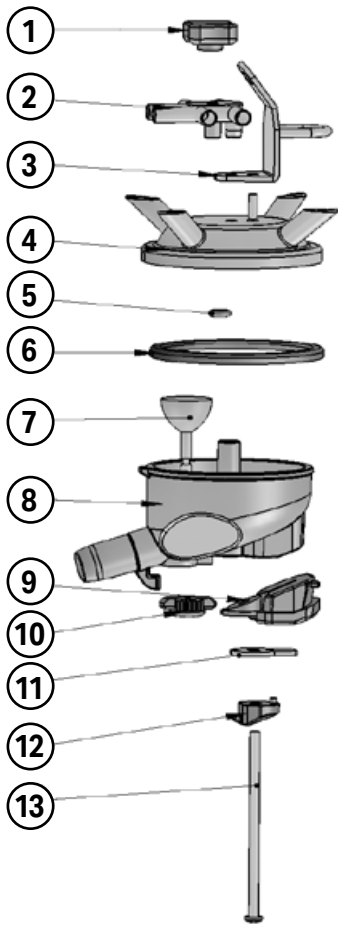


Sold on pg. 6

## #10875 Replacement Super Lite Claw WITHOUT Valve, with USED Original Top

## #10876 Replacement Super Lite Claw WITH Valve, with USED Original Top

ITEM	PART #	DESCRIPTION	QTY
1	<b>10883</b>	Screw	2
2	<b>10885</b>	Top stainless hanger with loop	1
3	<b>10884</b>	Air chamber	1
4	<b>10899</b>	Gasket for air chamber	1
5	<b>112070</b>	Used Original stainless top	1
6	<b>10862</b>	White shutoff	1
7	<b>10873</b>	Bowl gasket	1
8	<b>10895</b>	Super bowl with valve hole	1
	<b>10894</b>	Super bowl without valve hole	
9	<b>10864</b>	Shutoff clip	1
10	<b>10881</b>	Bumper	1
11	<b>10897</b>	Bowl kit for Super claw WITH valve (includes: 1-6)	1
12	<b>10896</b>	Bowl kit for Super claw WITHOUT valve (includes: 7, 8a, 10)	1

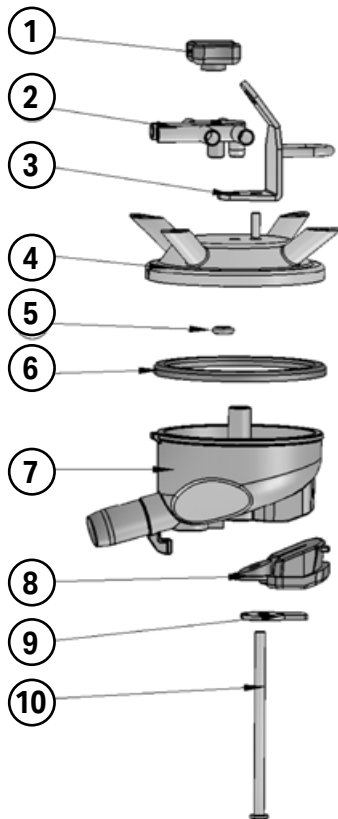


## 300cc Claw with Valve

**Sold on pg. 4**

- 14326** Replacement 300cc Claw with Valve – S.S.  $\frac{3}{32}$ ", side to side
- 14327** Replacement 300cc Claw with Valve – S.S.  $\frac{3}{32}$ ", back to front
- 14328** Replacement 300cc Claw with Valve – S.S.  $\frac{3}{8}$ " x  $\frac{1}{4}$ ", back to front
- 14329** Replacement 300cc Claw with Valve – S.S.  $\frac{3}{8}$ " x  $\frac{3}{32}$ ", back to front
- 14333** Replacement 300cc Claw with Valve – S.S.  $\frac{1}{4}$ ", back to front
- 14300** Replacement 300cc Claw with Valve – Plastic,  $\frac{3}{32}$ " side to side
- 14300** Replacement 300cc Claw with Valve – Plastic,  $\frac{3}{32}$ " back to front

ITEM	PART #	DESCRIPTION	QTY
1	<b>14313</b>	Black nut	1
2	<b>14320</b>	Stainless $\frac{3}{32}$ " x $\frac{3}{32}$ " Side to Side Tee	
	<b>14324</b>	Stainless $\frac{3}{32}$ " x $\frac{3}{32}$ " Back to Front Tee	
	<b>14321</b>	Stainless $\frac{3}{8}$ " x $\frac{3}{8}$ " Back to Front Tee	
	<b>14323</b>	Stainless $\frac{3}{8}$ " x $\frac{1}{4}$ " Back to Front Tee	
	<b>14336</b>	Stainless $\frac{1}{4}$ " x $\frac{1}{4}$ " Back to Front Tee	
	<b>14309</b>	Plastic $\frac{3}{32}$ " x $\frac{3}{32}$ " Side to Side Tee	
	<b>14335</b>	Plastic $\frac{3}{32}$ " x $\frac{3}{32}$ " Back to Front Tee	
3	<b>14312</b>	Stainless top hanger with loop	1
	<b>14346</b>	Stainless top hanger with hook	
4	<b>14315</b>	Stainless top, VENTED	1
	<b>14340</b>	Stainless top, NON-VENTED	
5	<b>14307</b>	Small gray center gasket	1
6	<b>14305</b>	Bowl gasket	1
7	<b>14351</b>	Gray shut-off valve	1
8	<b>14350</b>	RADEL bowl WITH hole	1
9	<b>14306</b>	Rubber bumper	1
10	<b>14302</b>	Shut-off clip	1
11	<b>14318</b>	Stainless flat tab	1
12	<b>14304</b>	Bolt holder	1
13	<b>14308</b>	Bolt for claw with valve	1
14	<b>14355</b>	Rubber parts kit for claw with valve (Includes: 5-7,9, & 10)	



## 300cc Claw without Valve

**Sold on pg. 4**

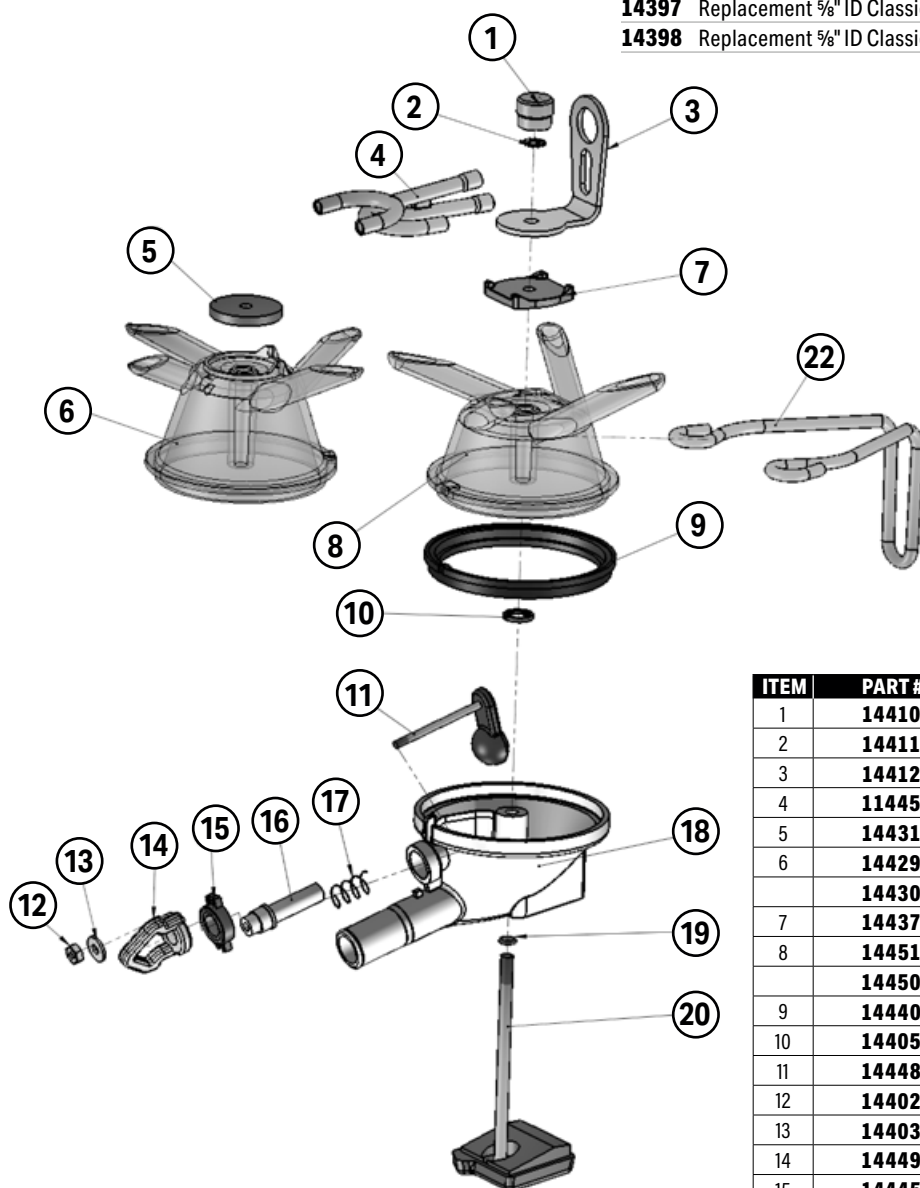
- 13304** Replacement 300cc Claw without Valve – S.S.  $\frac{3}{32}$ ", side to side
- 13304** Replacement 300cc Claw without Valve – S.S.  $\frac{3}{32}$ ", back to front
- 13306** Replacement 300cc Claw without Valve – S.S.  $\frac{3}{8}$ " x  $\frac{1}{4}$ ", back to front
- 13307** Replacement 300cc Claw without Valve – S.S.  $\frac{3}{8}$ " x  $\frac{3}{32}$ ", back to front
- 13314** Replacement 300cc Claw without Valve – S.S.  $\frac{1}{4}$ ", back to front
- 13300** Replacement 300cc Claw without Valve – Plastic,  $\frac{3}{32}$ " side to side
- 13312** Replacement 300cc Claw without Valve – Plastic,  $\frac{3}{32}$ " back to front

ITEM	PART #	DESCRIPTION	QTY
1	<b>14313</b>	Black nut	1
2	<b>14320</b>	Stainless $\frac{3}{32}$ " x $\frac{3}{32}$ " Side to Side Tee	
	<b>14324</b>	Stainless $\frac{3}{32}$ " x $\frac{3}{32}$ " Back to Front Tee	
	<b>14321</b>	Stainless $\frac{3}{8}$ " x $\frac{3}{8}$ " Back to Front Tee	
	<b>14323</b>	Stainless $\frac{3}{8}$ " x $\frac{1}{4}$ " Back to Front Tee	
	<b>14336</b>	Stainless $\frac{1}{4}$ " x $\frac{1}{4}$ " Back to Front Tee	
	<b>14309</b>	Plastic $\frac{3}{32}$ " x $\frac{3}{32}$ " Side to Side Tee	
	<b>14335</b>	Plastic $\frac{3}{32}$ " x $\frac{3}{32}$ " Back to Front Tee	
3	<b>14312</b>	Stainless top hanger with loop	1
	<b>14346</b>	Stainless top hanger with hook	
4	<b>14315</b>	Stainless top, VENTED	1
	<b>14340</b>	Stainless top, NON-VENTED	
5	<b>14307</b>	Small gray center gasket	1
6	<b>14305</b>	Bowl gasket	1
7	<b>13350</b>	RADEL bowl WITHOUT hole	1
8	<b>14306</b>	Rubber bumper	1
9	<b>14318</b>	Stainless flat tab	1
10	<b>13308</b>	Bolt for claw without valve	1
11	<b>13325</b>	Rubber parts kit for claw without hold, (Includes: 5, 6, & 8)	

## Flo Star® Claw

Sold on pg. 3

- 14391** Replacement 5/8" ID Standard Flo Star® claw WITH valve VENTED
- 14392** Replacement 5/8" ID Standard Flo Star® claw WITHOUT valve VENTED
- 14393** Replacement 5/8" ID Classic Flo Star® claw WITH valve VENTED
- 14394** Replacement 5/8" ID Classic Flo Star® claw WITHOUT valve VENTED
- 14395** Replacement 5/8" ID Standard Flo Star® claw WITH valve NON-VENTED
- 14396** Replacement 5/8" ID Standard Flo Star® claw WITHOUT valve NON-VENTED
- 14397** Replacement 5/8" ID Classic Flo Star® claw WITH valve NON-VENTED
- 14398** Replacement 5/8" ID Classic Flo Star® claw WITHOUT valve NON-VENTED

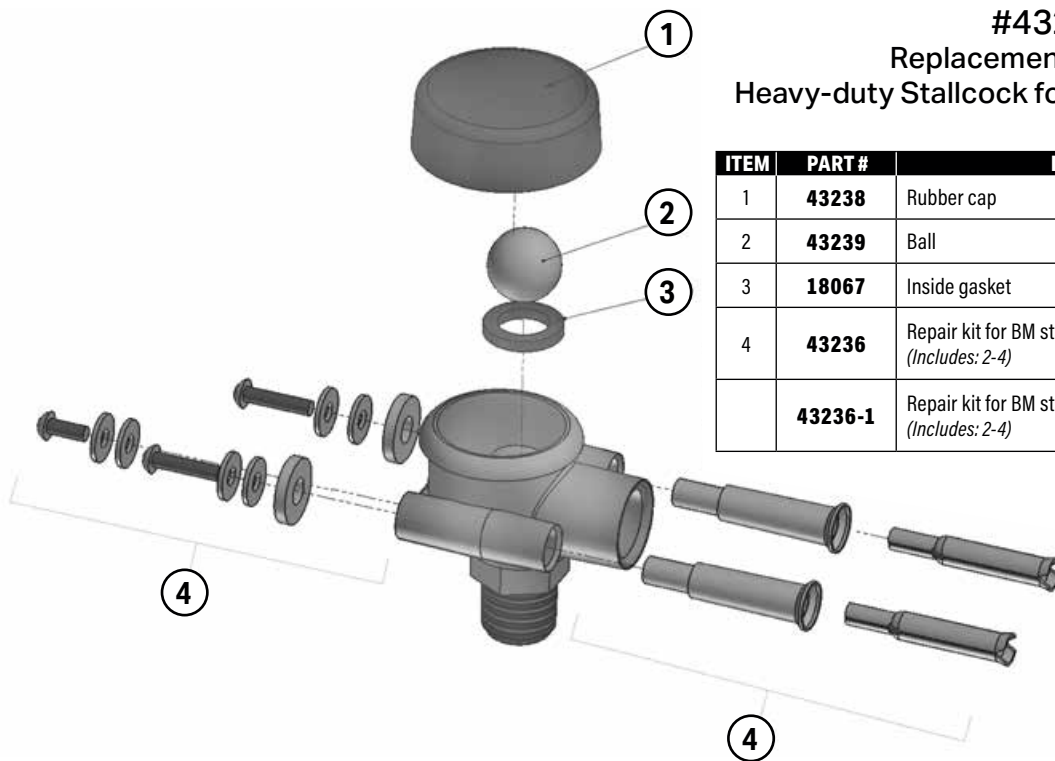


ITEM	PART #	DESCRIPTION	QTY
1	<b>14410</b>	Top knob	1
2	<b>14411</b>	Star lock washer for top knob	1
3	<b>14412</b>	Top hanger	1
4	<b>11445</b>	5/8" air tee	1
5	<b>14431</b>	Top seal for Standard	1
6	<b>14429</b>	Standard top, VENTED	1
	<b>14430</b>	Standard top, NON-VENTED	1
7	<b>14437</b>	Top seal for Classic	1
8	<b>14451</b>	Classic top, VENTED	1
	<b>14450</b>	Classic top, NON-VENTED	1
9	<b>14440</b>	Bowl gasket	1
10	<b>14405</b>	Center seal	1
11	<b>14448</b>	Shutoff valve	1
12	<b>14402</b>	Nut for valve	1
13	<b>14403</b>	Washer for valve	1
14	<b>14449</b>	Handle for shutoff	1
15	<b>14445</b>	Shutoff clip	1
16	<b>14447</b>	Sleeve for shutoff	1
17	<b>14409</b>	Spring for valve	1
18	<b>14425</b>	Claw base WITH valve hole	1
	<b>14426</b>	Claw base WITHOUT valve hole	1
19	<b>14406</b>	Silicone O-ring for bumper	1
20	<b>14415</b>	Bumper for Standard	1
	<b>14414</b>	Bumper for Classic	1
21	<b>14435</b>	Stainless CIP hanger	1
22	<b>14420</b>	9-piece kit for Flo Star® with valve. (Includes: 2, 5, 7, 9, 11, 12, 16, 18, 20)	1
23	<b>14421</b>	6-piece kit for Flo Star® without valve. (Includes: 2, 5, 7, 9, 11, 20)	1
24	<b>14443</b>	Valve kit (Includes: 12-18)	1

Sold on pg. 14

## #43260 Replacement Thread on Heavy-duty Stallcock for BM, with Standard Kit

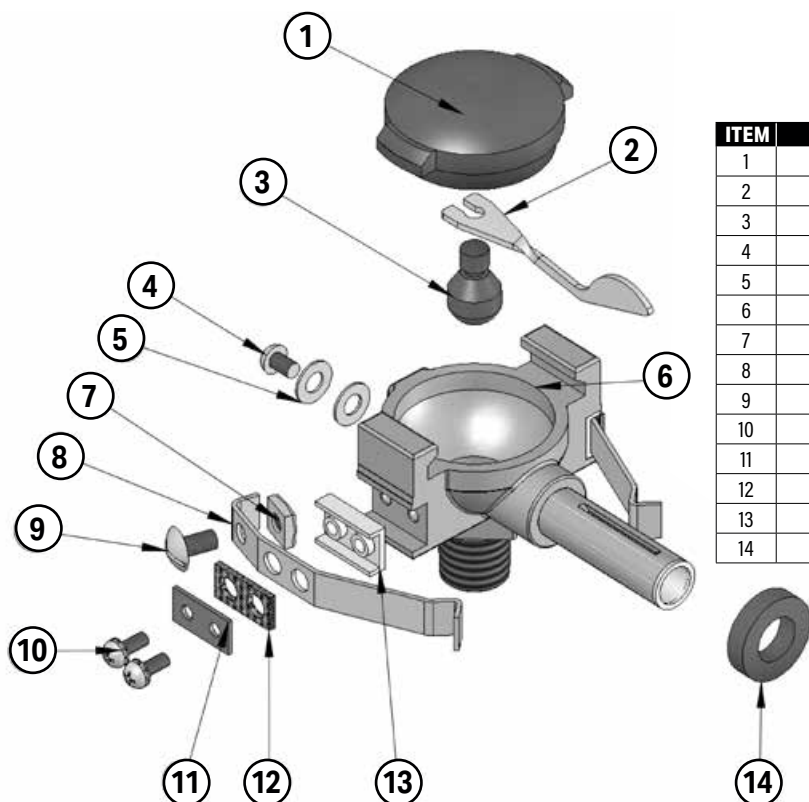
ITEM	PART #	DESCRIPTION	QTY
1	<b>43238</b>	Rubber cap	1
2	<b>43239</b>	Ball	1
3	<b>18067</b>	Inside gasket	1
4	<b>43236</b>	Repair kit for BM stallcock, Standard (Includes: 2-4)	1
	<b>43236-1</b>	Repair kit for BM stallcock, New Improved (Includes: 2-4)	1



Sold on pg. 14

## #23810 Replacement DL Alternating Stallcock

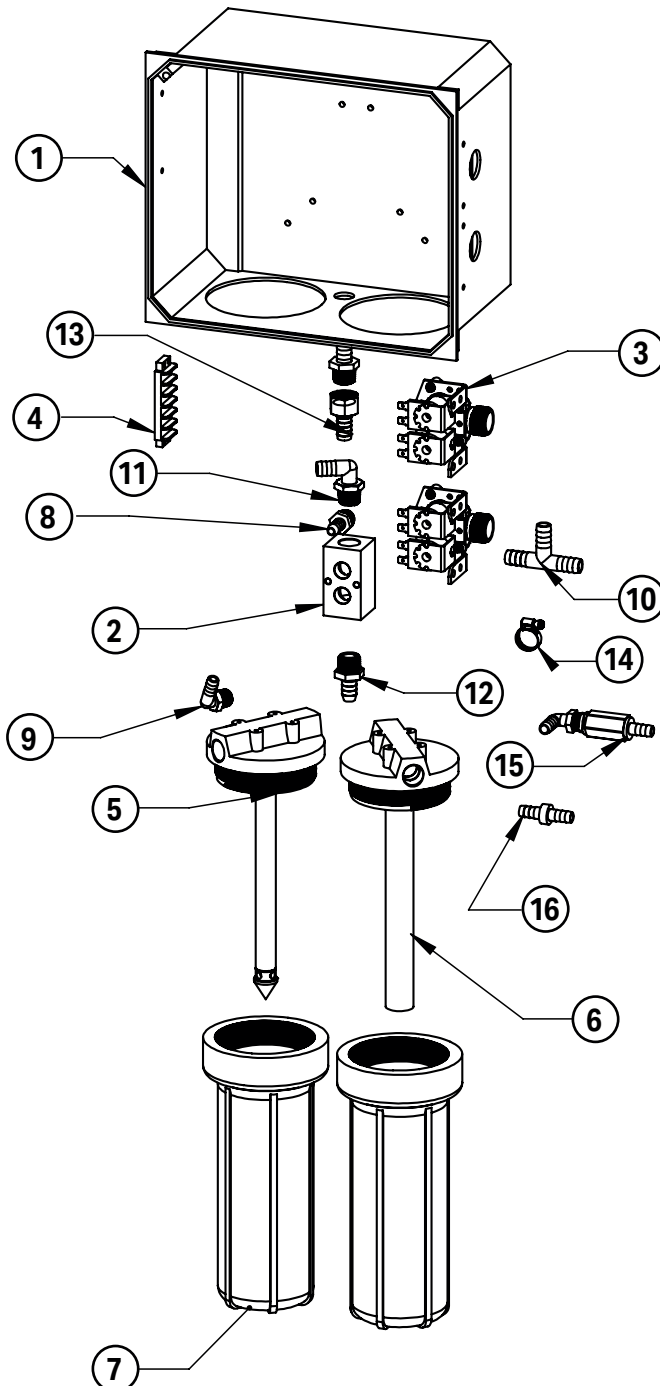
ITEM	PART #	DESCRIPTION	QTY
1	<b>23885</b>	Rubber cap	1
2	<b>23882</b>	Stainless insert	1
3	<b>23880</b>	Rubber plug	1
4	<b>23899</b>	Ground screw	1
5	<b>23897</b>	Flat washer	2
6	<b>23890</b>	Stallcock body	1
7	<b>23896</b>	Square nut	2
8	<b>23893</b>	Stainless contact arm	2
9	<b>23895</b>	Large screw	2
10	<b>23898</b>	Small side screw with tooth washer	4
11	<b>23892</b>	Stainless plate	2
12	<b>23887</b>	Electrical insulator	2
13	<b>23888</b>	Plastic plate	2
14	<b>23875</b>	Gasket	1



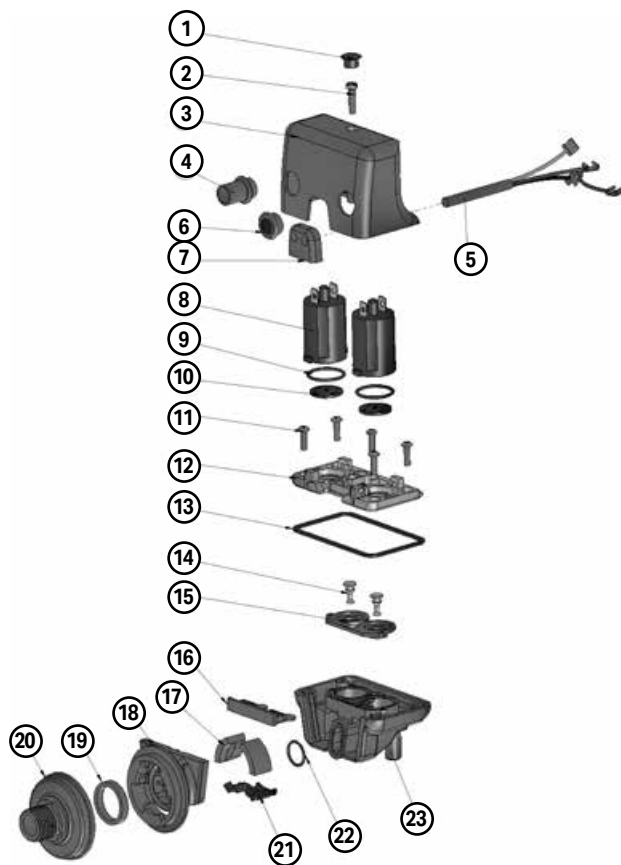


**#40027**  
120 VAC Kleen-Flo  
Jar Waterworks Box

**#40028**  
240 VAC Kleen-Flo  
Jar Waterworks Box



ITEM	PART #	DESCRIPTION	QTY
1	<b>NS7031-2</b>	NS7031-2, (11.92 x 10.15 x 5.98) Type 4X Polycarbonate Junction Box With Metal Latch Cover	1
2	<b>NS40070</b>	Manifold ½" NPT Through with 2½" NPT Entry	1
3	<b>40029</b>	Blue water valve - 240 VAC - dual coils	2
3	<b>40030</b>	Blue water valve - 120 VAC - dual coils	2
4	<b>NS7804</b>	Conn Barrier Strip 6POS .438"	1
5	<b>78510</b>	Detergent top assembly for 8500 washer	1
6	<b>78577</b>	Acid or sanitize jar top assembly for Bender washer	1
7	<b>78515</b>	Detergent or acid jar for Bender 8500 washer	2
8	<b>NS7039-0</b>	¾" MNPT x ¾" Hose ID Black HDPE Adapter	2
9	<b>NS7039-1</b>	¾" NPT x ¾" Hose ID Black HDPE Elbow	4
10	<b>NS7039-3</b>	½" x ½" x ½" Hose ID Black HDPE Tee	1
11	<b>NS7039-4</b>	½" NPT x ½" Hose ID Black HDPE Elbow	1
12	<b>NS7039-2</b>	½" MNPT x ½" Hose ID Black HDPE Adapter	2
13	<b>NS7035-3</b>	Stainless Steel ½" Barbed Hose Fitting ½" Female NPT	1
14	<b>NS7035-6</b>	Worm Gear Hose Clamp, ⅝ in - ⅞ in, 300 Stainless Steel, 6 SAE Number	18
15	<b>86102</b>	N/S check valve for Mueller	1
16	<b>NS7037-4</b>	A430, ¾" Hose Barb Diaphragm (ACID) Check Valve	1



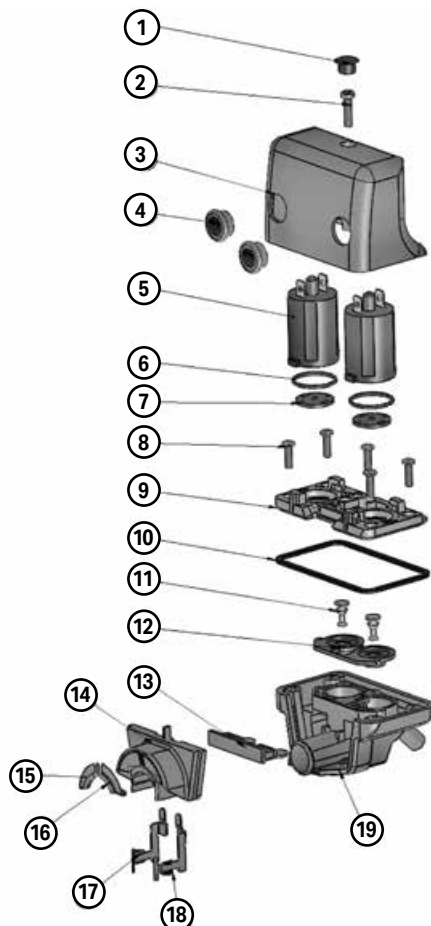
## Delatron

**Sold on pg. 18**

**43350** 100B replacement pulsator with 12V coils

**43352** 100B replacement pulsator with 24V coils

ITEM	PART #	DESCRIPTION	QTY
1	<b>98978</b>	Top plug	1
2	<b>98948</b>	Screw for cover	1
3	<b>98950</b>	Cover kit <i>(Includes: 1-4, 98954, 7, &amp; 13)</i>	1
4	<b>98952</b>	Fresh air nipple	1
5	<b>98926</b>	Wiring harness - 18"	1
	<b>98957</b>	Wiring harness - 5'	
6	<b>98953</b>	Fresh air screen	1
	<b>98954</b>	Blank plug <i>(not shown)</i>	
7	<b>98949</b>	Grommet for wiring harness	1
8	<b>43315</b>	12 volt coil	2
	<b>98395</b>	Red 24 volt coil <i>(not shown)</i>	
9	<b>98974</b>	Coil o-ring	2
10	<b>43317</b>	Magnetic plate	2
11	<b>98971</b>	Screw for white base plate	1
12	<b>43305</b>	White base plate	1
13	<b>98951</b>	Blue gasket	1
14	<b>98941</b>	White axle for diaphragm	2
15	<b>98946</b>	Top diaphragm for new style Delatron	1
16	<b>98947</b>	Bottom diaphragm for new style Delatron	1
17	<b>43307</b>	Rubber bumper for bayonet bracket	2
18	<b>43313</b>	Bayonet bracket	1
19	<b>98669</b>	Seal for SST2 valve, ECO Lite sensor, bayonet bracket	1
20	<b>43308</b>	Threaded base mount	1
21	<b>43302</b>	Blue base clip	1
22	<b>98976</b>	Base o-ring	1
23	<b>43310</b>	Bayonet base only	1
	<b>43311</b>	Base kit for bay Delatron pulsator	
	<b>98960</b>	Repair kit for new style Delatron <i>(Includes: 9, 11, 14-16, &amp; 22)</i>	
	<b>98968</b>	2-piece rebuild kit for new style Delatron <i>(Includes: 15-16)</i>	



## Delatron

**Sold on pg. 18**

**43361** 60/40 200SC replacement pulsator, 12VDC

**43366** 65/35 200SC replacement pulsator, 12VDC

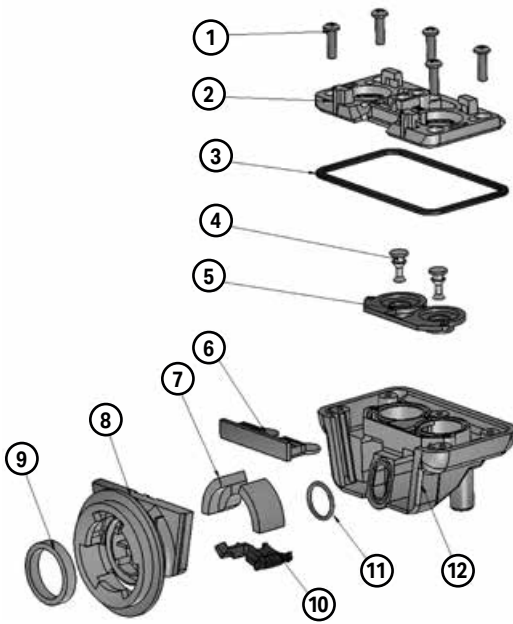
**43371** 70/30 200SC replacement pulsator, 12VDC

ITEM	PART #	DESCRIPTION	QTY
1	<b>98978</b>	Top plug	1
2	<b>98948</b>	Screw for cover	1
3	<b>43360</b>	60/40 Circuit board with cover	1
	<b>43365</b>	65/35 Circuit board with cover	1
	<b>43370</b>	70/30 Circuit board with cover	1
	<b>43359</b>	Cover only for 200SC	
	<b>43364</b>	60/40 Circuit board & wiring harness only, less cover	
	<b>43369</b>	65/35 Circuit board & wiring harness only, less cover	
	<b>43374</b>	70/30 Circuit board & wiring harness only, less cover	
4	<b>98953</b>	Fresh air screen	2
5	<b>43315</b>	12 volt coil	2
6	<b>98974</b>	Coil O-ring	2
7	<b>43317</b>	Magnetic plate	2
8	<b>98971</b>	Screw for white base plate	5
9	<b>43305</b>	White base plate	1
10	<b>98951</b>	Blue gasket	1
11	<b>98941</b>	White axle for diaphragm	2
12	<b>98946</b>	Top diaphragm for new style Delatron	1
13	<b>98947</b>	Bottom diaphragm for new style Delatron	1
14	<b>43324</b>	Base slide for stallcock mount <i>(Includes: 15-18)</i>	1
15	<b>43332</b>	Left hand guard	1
16	<b>43331</b>	Right hand guard	1
17	<b>43328</b>	Left hand contact pin	1
18	<b>43327</b>	Right hand contact pin	1
19	<b>43320</b>	Stallcock base only	1
	<b>43322</b>	Base kit for 200SC Delatron pulsator	
	<b>98960</b>	Repair kit for new style Delatron <i>(Includes: 6, 8, 11-13)</i>	
	<b>98968</b>	2-piece rebuild kit for new style Delatron <i>(Includes: 12-13)</i>	

**Sold on pg. 19**

## #43311

### Replacement Base Kit for Bayonet Delatron Pulsator



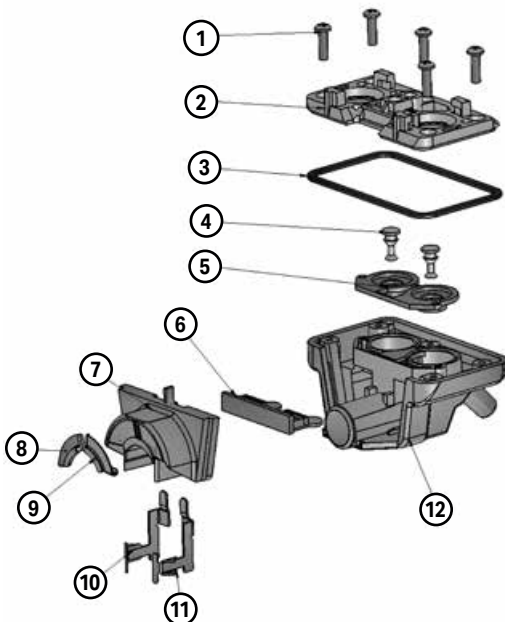
ITEM	PART #	DESCRIPTION	QTY
1	<b>98971</b>	Screw for white base plate	5
2	<b>43305</b>	White base plate	1
3	<b>98951</b>	Blue gasket	1
4	<b>98941</b>	White axle for diaphragm	2
5	<b>98946</b>	Top diaphragm for new style Delatron	1
6	<b>98947</b>	Bottom diaphragm for new style Delatron	1
7	<b>43307</b>	Rubber bumper for bayonet bracket	2
8	<b>43313</b>	Bayonet bracket	1
9	<b>98669</b>	Seal for bayonet bracket	1
10	<b>43302</b>	Blue base clip	1
11	<b>98976</b>	Base o-ring	1
12	<b>43310</b>	Bayonet base only	1
	<b>98968</b>	2-piece rebuild kit for new style Delatron (Includes: 5-6)	
	<b>98960</b>	Replacement repair kit for new style Delatron	

ILLUSTRATIONS

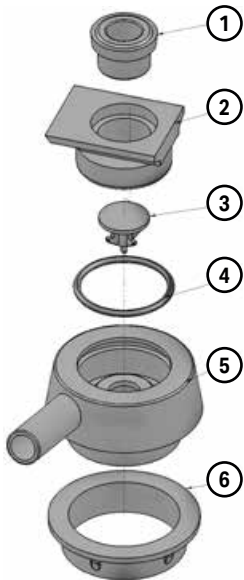
**Sold on pg. 19**

## #43322

### Replacement Base Kit for Stallcock Delatron Pulsator



ITEM	PART #	DESCRIPTION	QTY
1	<b>98971</b>	Screw for white base plate	5
2	<b>43305</b>	White base plate	1
3	<b>98951</b>	Blue gasket	1
4	<b>98941</b>	White axle for diaphragm	2
5	<b>98946</b>	Top diaphragm for new style Delatron	1
6	<b>98947</b>	Bottom diaphragm for new style Delatron	1
7	<b>43324</b>	Base slide for stallcock mount (Includes: 8-11)	1
8	<b>43332</b>	Left hand guard	1
9	<b>43331</b>	Right hand guard	1
10	<b>43328</b>	Left hand contact pin	1
11	<b>43327</b>	Right hand contact pin	1
12	<b>43320</b>	Stallcock base only	1
	<b>98968</b>	2-piece rebuild kit for new style Delatron (Includes: 5-6)	
	<b>98960</b>	Replacement repair kit for new style Delatron	

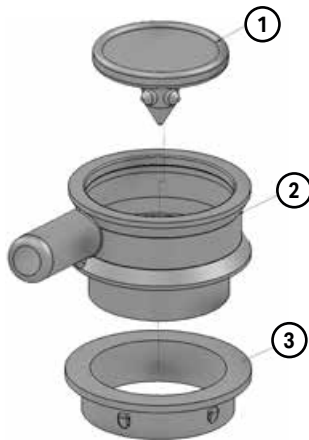


**Sold on pg. 15**

## #23031

### Complete Adaptor for D95 to DL Bucket Lid

ITEM	PART #	DESCRIPTION	QTY
1	<b>23029</b>	Top rubber grommet	1
2	<b>23040</b>	Top plastic slide	1
3	<b>23027</b>	Check valve	1
4	<b>23032</b>	O-ring	1
5	<b>23056</b>	Adaptor only	1
6	<b>23028</b>	Chamber gasket	1

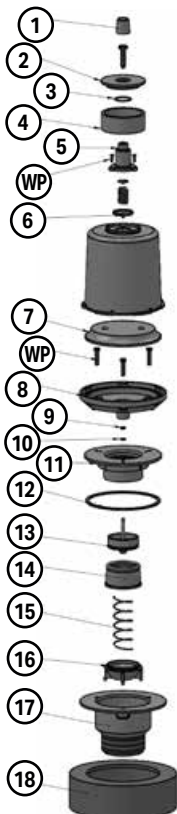


**Sold on pg. 15**

## #23025

### Complete Chamber for HP Lid

ITEM	PART #	DESCRIPTION	QTY
1	<b>23023</b>	Check valve	1
2	<b>23030</b>	Chamber only	1
3	<b>23028</b>	Chamber gasket	1



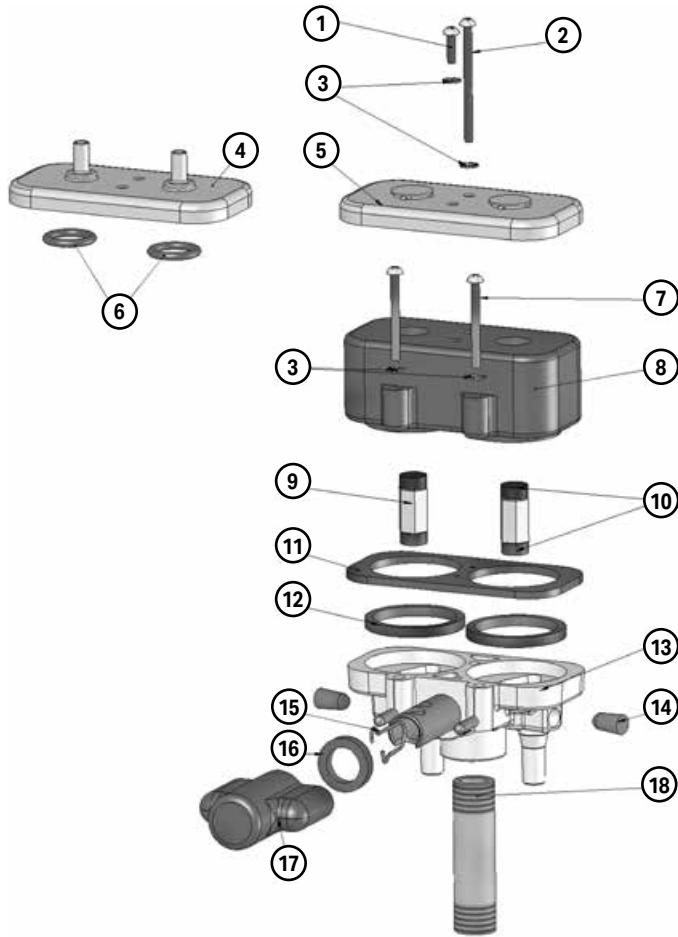
**Sold on pg. 110**

## #17890

### Mark II Regulator

ITEM	PART #	DESCRIPTION	QTY
1	<b>17862</b>	Replacement top rubber knob	1
2	<b>17867</b>	Filter cap	1
3	<b>17863</b>	Filter cap o-ring Sentinel Mark II	1
4	<b>17852</b>	Replacement top dome filter	1
5	<b>17865</b>	Adjuster housing	1
6	<b>17869</b>	Dome diaphragm	1
7	<b>17856</b>	Diaphragm with plate	1
8	<b>17864</b>	White flange assembly	1
9	<b>17859</b>	Rod seal	1
10	<b>17868</b>	Retaining washer	1
11	<b>17854</b>	Flow Ring	1
12	<b>17858</b>	Silicone outlet seal	1
13	<b>17866</b>	Poppet assembly	1
14	<b>17853</b>	Roll seal	1
15	<b>17855</b>	Closing spring for Mark II regulator	1
16	<b>17857</b>	Plug for Mark II regulator	1
17	<b>17876</b>	Outlet body	1
18	<b>17849</b>	Replacement foam filter	1
	<b>17850</b>	Sentinel Mark II foam filter	
	<b>17870</b>	4-piece repair kit for Mark II (Includes: 3, 6, 13, & 14)	
	<b>17875</b>	Worn parts kit for Mark II (Includes: 1, WP, 3, 5-8, 10, 11, 13, & 14)	





## #43186

Sold on pg. 20

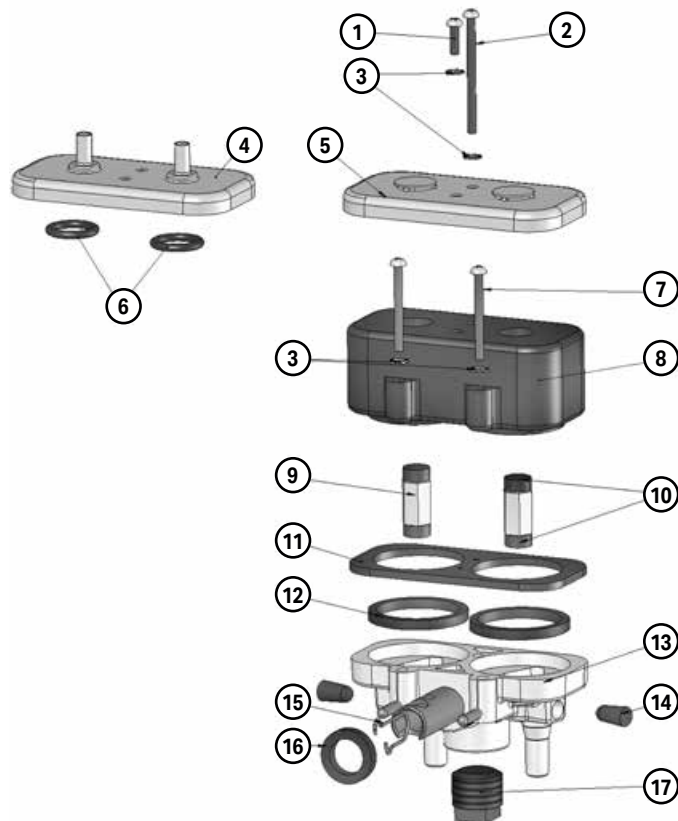
Replacement BM Style Pulsator,  
WITH Fresh Air, Parlor Model

## #43187

Replacement BM Style Pulsator,  
WITHOUT Fresh Air, Parlor Model

ITEM	PART #	DESCRIPTION	QTY
1	43254	Short screw	1
2	43252	Long screw	1
3	43255	Star washer	4
4	43222	Cover with fresh air (Includes: 6)	1
5	43223	Standard cover	1
6	43226	O-ring	2
7	43253	Medium screw	2
8	43215	Black coil, HI FLO	1
9	43231	Piston with rubber parts (Includes: 10)	2
10	43241	Top and bottom cap for piston	4
11	43218	Foam filter	2
12	43232	Coil seal	1
13	43216	Base kit (Includes: 12-17)	1
14	43249	Side plug	2
15	43251	Spring	1
16	43233	Front seal	1
17	43248	Nipple protector	1
18	65563	1/2" x 2 1/2" galvanized pipe	1
	43240	Small repair kit (Includes: 9, 12, & 16)	
	43245	Large repair kit (Includes: 1-3, 7, 9, 11, 12, 14, 16, & 1-43329 dust cap not pictured)	

ILLUSTRATIONS



## #43184

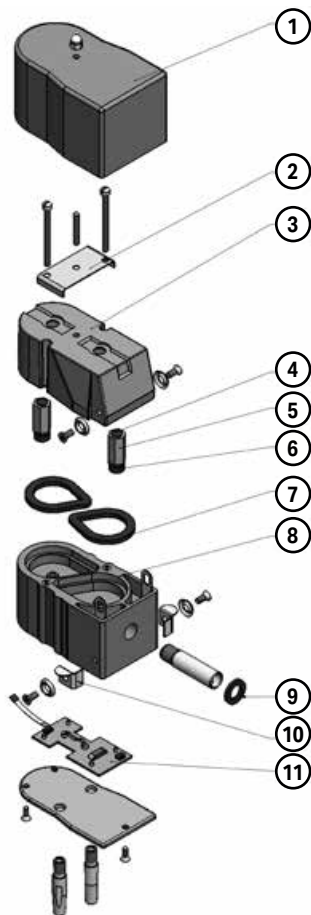
Sold on pg. 20

Replacement BM Style Pulsator,  
WITH Fresh Air, Stanchion Barn Model

## #43185

Replacement BM Style Pulsator,  
WITHOUT Fresh Air, Stanchion Barn Model

ITEM	PART #	DESCRIPTION	QTY
1	43254	Short screw	1
2	43252	Long screw	1
3	43255	Star washer	4
4	43222	Cover with fresh air (Includes: 6)	1
5	43223	Standard cover	1
6	43226	O-ring	2
7	43253	Medium screw	2
8	43215	Black coil, HI FLO	1
9	43231	Piston with rubber parts (Includes: 10)	2
10	43241	Top and bottom cap for piston	4
11	43218	Foam filter	2
12	43232	Coil seal	1
13	43216	Base kit (Includes: 12-17)	1
14	43249	Side plug	2
15	43251	Spring	1
16	43233	Front seal	1
17	43219	Plug	1
	43240	Small repair kit (Includes: 9, 12, & 16)	
	43245	Large repair kit (Includes: 1-3, 7, 9, 11, 12, 14-16, & 1-43329 dust cap not pictured)	



**Sold on pg. 21**

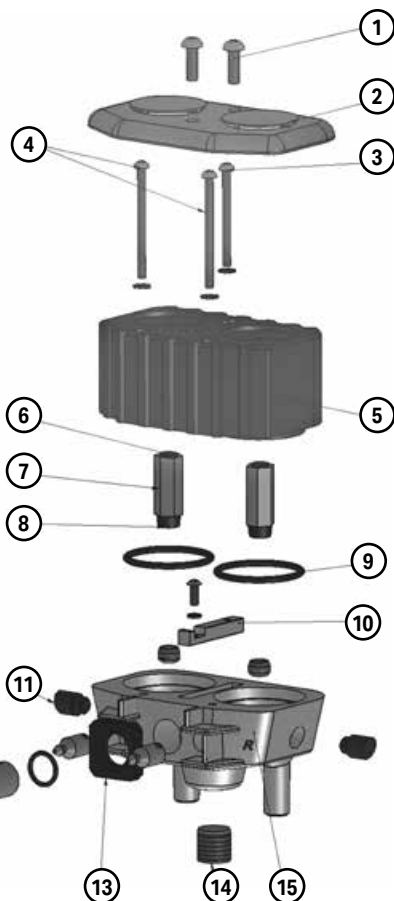
## #43650

Replacement 60/40 Pulsator for Universal

## #43652

Replacement 55/45 Pulsator for Universal

ITEM	PART #	DESCRIPTION	QTY
1	<b>43683</b>	Cover	1
2	<b>43668</b>	Top stainless plate for blue coil	1
3	<b>43665</b>	Coil	1
4	<b>43241</b>	Rubber cap	2
5	<b>98935</b>	Piston <i>(Includes: 4-6)</i>	2
6	<b>98934</b>	Top plug for UN style piston	2
7	<b>98937</b>	Teardrop gasket	2
8	<b>43661</b>	60/40 base only <i>(Includes: 8-11)</i>	1
	<b>43665</b>	55/45 base only <i>(Includes: 8-11)</i>	1
9	<b>98936</b>	Stallcock seal	1
10	<b>43687</b>	Right stallcock contact	1
11	<b>43660</b>	60/40 board	1
	<b>43656</b>	55/45 board	1
	<b>98939</b>	Repair kit for UN pulsator <i>(Includes: 4-7, &amp; 9)</i>	1



**Sold on pg. 22**

## #43165

Replacement Round Nipple Pulsator  
for Surge, Standard Cover

ITEM	PART #	DESCRIPTION	QTY
1	<b>43118</b>	Cover screw	2
2	<b>43137</b>	Standard cover	1
3	<b>43250</b>	Medium screw	1
4	<b>43252</b>	Long screw	2
5	<b>43115</b>	Black coil	1
6	<b>43108</b>	Top plug	2
7	<b>43104</b>	Piston <i>(Includes: 6-8)</i>	2
8	<b>43107</b>	Bottom cap	2
9	<b>43105</b>	O-ring	2
10	<b>NS43150-3</b>	Connector bridge	1
11	<b>43171</b>	Rubber side plug	2
12	<b>43151</b>	Spring	1
13	<b>43178</b>	Round gasket	1
14	<b>43173</b>	Plug	1
15	<b>43167</b>	Round nipple base kit <i>(Includes: 9-15)</i>	1
	<b>43105</b>	Repair kit <i>(Includes: 6-9)</i>	

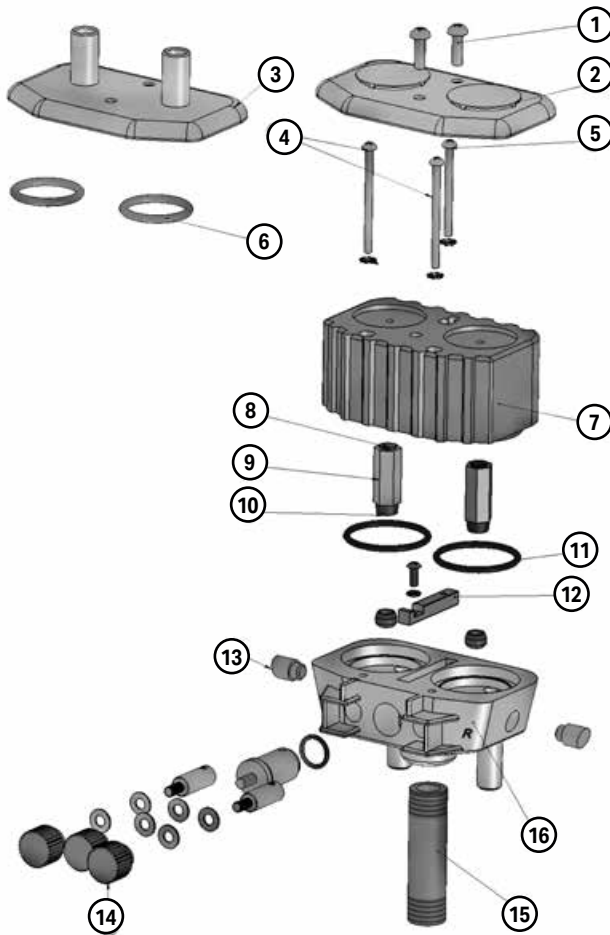
**Sold on pg. 22**

## #43155

Replacement Parlor Style Pulsator for Surge  
Standard Cover

## #43156

Replacement Parlor Style Pulsator for Surge  
Fresh Air Cover



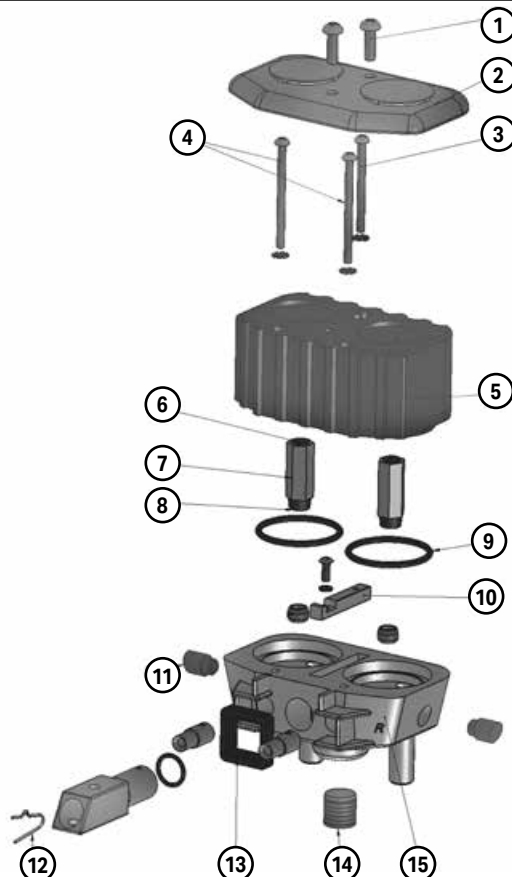
ITEM	PART #	DESCRIPTION	QTY
1	<b>43118</b>	Cover screw	2
2	<b>43137</b>	Standard cover	1
3	<b>10600</b>	Fresh air cover (Includes: 6)	1
4	<b>43252</b>	Long screw	2
5	<b>43250</b>	Medium screw	1
6	<b>10601</b>	O-ring for fresh air cover	2
7	<b>43115</b>	Black coil	1
8	<b>43108</b>	Top plug	2
9	<b>43104</b>	Piston (Includes: 8-10)	2
10	<b>43107</b>	Bottom cap	2
11	<b>43102</b>	O-ring	2
12	<b>NS43150-3</b>	Connector bridge	1
13	<b>43171</b>	Rubber side plug	2
14	<b>43149</b>	Knob	3
15	<b>43181</b>	3/8" x 2.5" galvanized nipple	1
16	<b>43157</b>	Parlor Style Base Kit (Includes: 11-16)	1
	<b>43105</b>	Repair Kit (Includes: 8-11)	

ILLUSTRATIONS

**Sold on pg. 22**

## #43160

Replacement Square Nipple Pulsator  
for Surge, Standard Cover



ITEM	PART #	DESCRIPTION	QTY
1	<b>43118</b>	Cover screw	2
2	<b>43137</b>	Standard cover	1
3	<b>43250</b>	Medium screw	1
4	<b>43252</b>	Long screw	2
5	<b>43115</b>	Black coil	1
6	<b>43108</b>	Top plug	2
7	<b>43104</b>	Piston (Includes: 6-8)	2
8	<b>43107</b>	Bottom cap	2
9	<b>43102</b>	O-ring	2
10	<b>NS43150-3</b>	Connector bridge	1
11	<b>43171</b>	Rubber side plug	2
12	<b>43151</b>	Spring	1
13	<b>43175</b>	Square gasket	1
14	<b>43173</b>	Plug	1
15	<b>43167</b>	Square nipple base kit (Includes: 9-15)	1
	<b>43105</b>	Repair Kit (Includes: 6-9)	

## #33075

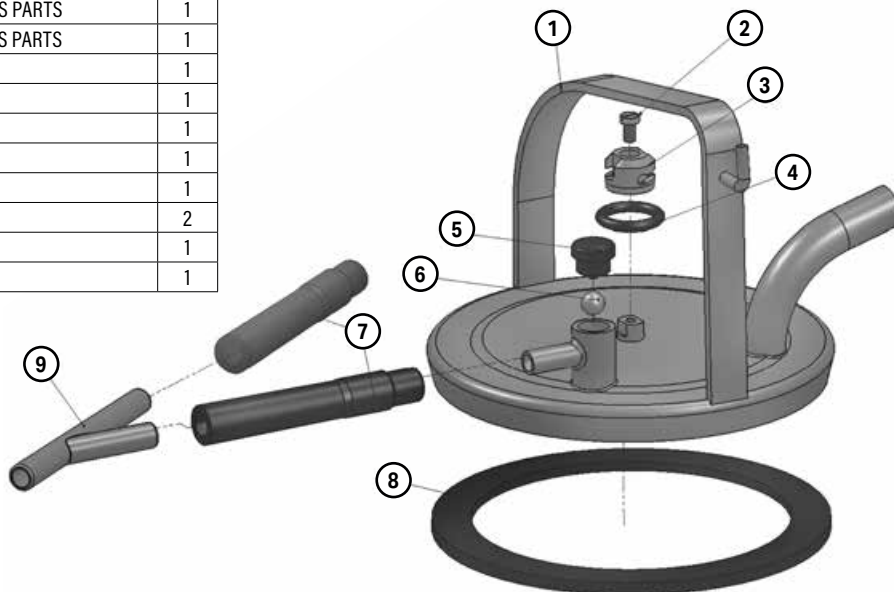
Replacement Bucket Lid for  
WF Pulsator with Parts, 5/8" I.D.

Sold on pg. 88

## #33080

Replacement Bucket Lid for  
WF Pulsator with Parts, 3/4" I.D.

ITEM	PART #	DESCRIPTION	QTY
1	<b>33076</b>	Bucket lid for WF pulsator, 5/8" I.D. LESS PARTS	1
1	<b>33081</b>	Bucket lid for WF pulsator, 3/4" I.D. LESS PARTS	1
2	<b>17528</b>	Screw	1
3	<b>17527</b>	Lid base	1
4	<b>17526</b>	O-ring	1
5	<b>17533</b>	Plug	1
6	<b>17531</b>	Ball	1
7	<b>25187</b>	O4TS milk tubes	2
8	<b>25193</b>	Lid gasket	1
9	<b>17519</b>	Gray plastic Y	1



## #20225

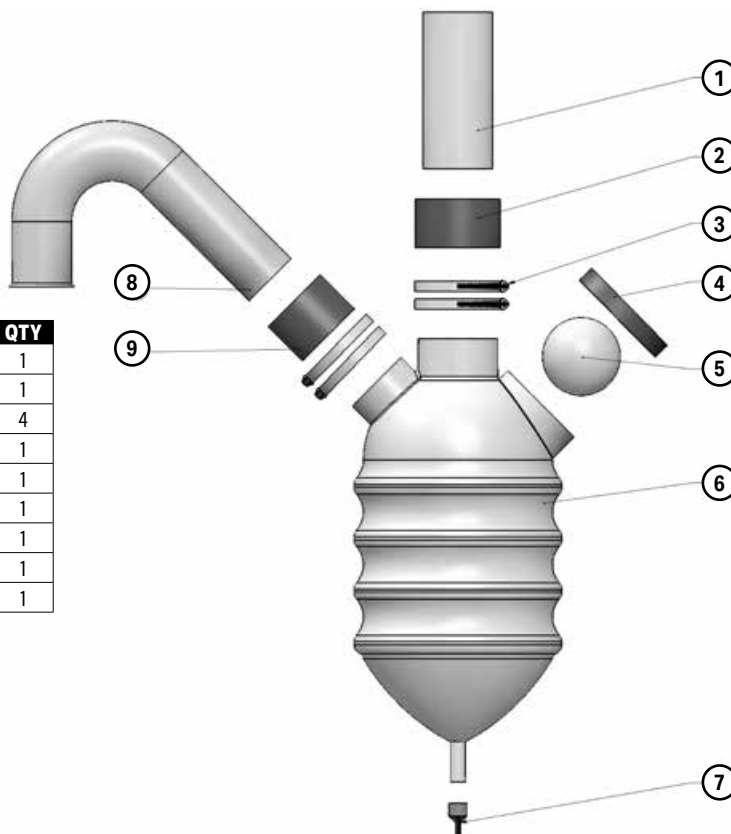
White Rippled Moisture Trap Assembly  
WITH Bend

Sold on pg. 27

## #58605

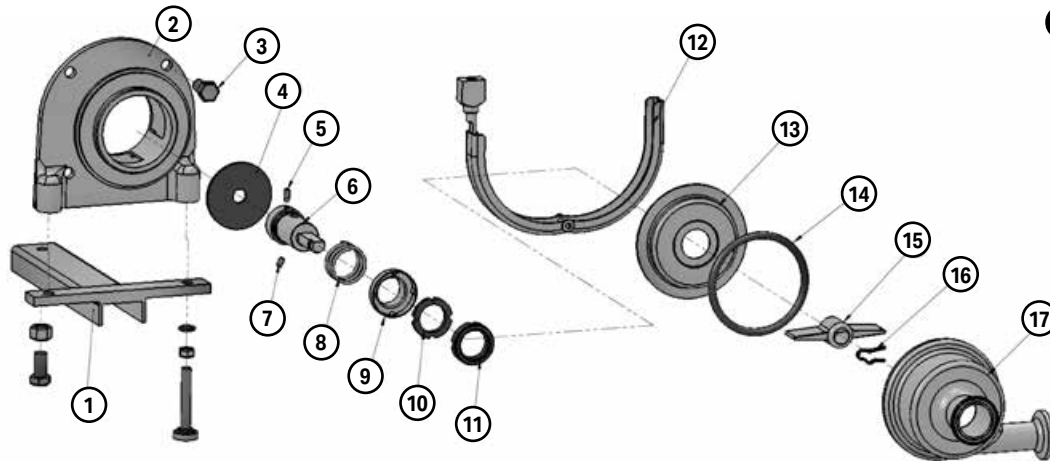
White Rippled Trap Body Assembly  
WITHOUT Bend

ITEM	PART #	DESCRIPTION	QTY
1	<b>20413</b>	PVC sleeve	1
2	<b>20415</b>	4 1/2" trap body sleeve	1
3	<b>20223</b>	Clamp for white ripple trap (4 required)	4
4	<b>20227</b>	Rubber cover	1
5	<b>23250</b>	4" Plastic trap ball	1
6	<b>20412</b>	3" white rippled trap body ONLY	1
7	<b>18037</b>	Duckbill drain	1
8	<b>20224</b>	Stainless 3" trap bend ONLY	1
9	<b>20417</b>	3 3/4" trap body sleeve	1





Sold on pg. 36



**10401** D-Style **floor mount** milk pump with 1 HP 1 phase Sterling Stainless motor

**10402** D-Style **wall mount** milk pump with 1 HP 3 phase Sterling Stainless motor

**10403** D-Style **floor mount** milk pump with 1 HP 3 phase Sterling Stainless motor

**10404** D-Style **floor mount** milk pump with 1½ HP 1 phase Sterling Stainless motor

**10405** D-Style **floor mount** milk pump with 1½ HP 3 phase Sterling Stainless motor

**10411** Replacement D-Style **wall mount** 1 HP milk pump less motor

**10413** Replacement D-Style **floor mount** 1 HP milk pump less motor

**10432** D-Style **wall mount** milk pump with 1 HP 1 phase Magnetek motor

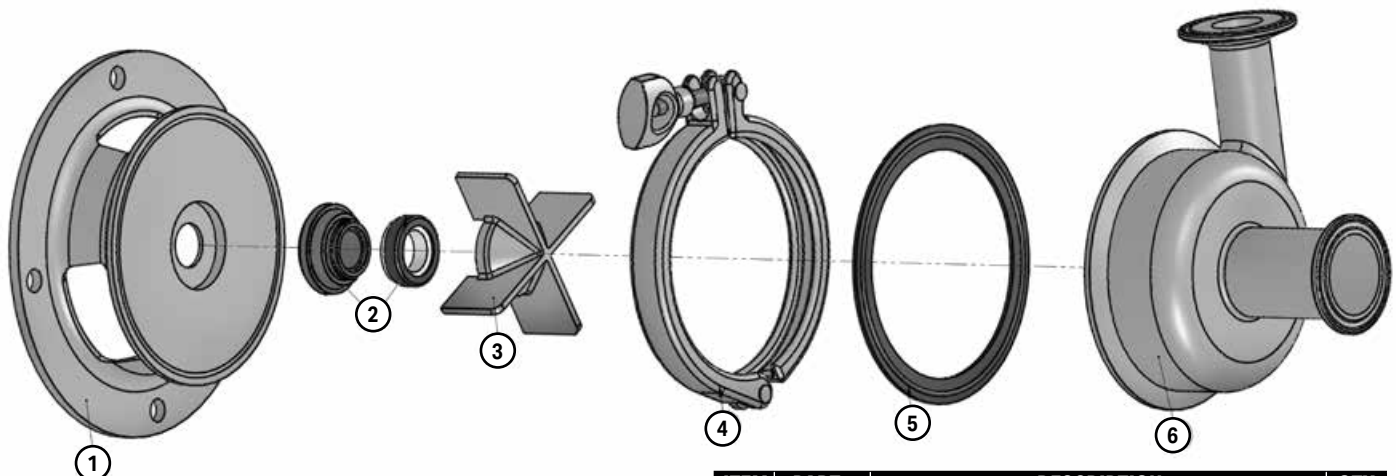
**10434** D-Style **wall mount** milk pump with 1HP 1 phase Sterling Stainless motor

**10437** D-Style **floor mount** milk pump with 1 HP 1 phase Magnetek motor

ITEM	PART #	DESCRIPTION	QTY
1	<b>10433</b>	T-bracket to convert to floor mount milk pump	1
2	<b>10431</b>	SS mount	1
3	<b>10422</b>	Housing mount bold	4
4	<b>10424</b>	Rubber shaft slinger	1
5	<b>10398</b>	Set screw for D-style milk pump shaft, for keyway	1
6	<b>10213</b>	Shaft (Includes: 5 & 7)	1
7	<b>10399</b>	Standard set screw	1
8	<b>10429</b>	Spring	1
9	<b>10425</b>	Stainless milk pump collar	1
10	<b>10428</b>	Rubber milk pump seal	1
11	<b>10426</b>	Carbon seal	1

ITEM	PART #	DESCRIPTION	QTY
12	<b>10423</b>	SS housing clamp	1
13	<b>10210</b>	Backplate	1
14	<b>10427</b>	4" O-ring for D-style milk pump	1
15	<b>10391</b>	SS impeller for 1 HP	1
	<b>10393</b>	Impeller for 1.5 HP	1
16	<b>10394</b>	SS shaft clip	1
17	<b>10520</b>	SS housing	1
17	<b>10421</b>	Larger housing for 1½ HP	1
18	<b>10395</b>	Kit for Kleen Flow D-style milk pump 3 piece (Includes: 10, 11, & 14)	1

Sold on pg. 37



**10184** Replacement 4" milk pump assembly, less motor

**10185** 4" Milk pump with 1 HP Magnetek 1 phase

**10186** 4" Milk pump with 1 HP Sterling Stainless Steel motor, 1 phase

**10187** 4" Milk pump with 1 HP Sterling Stainless Steel motor, 3 phase

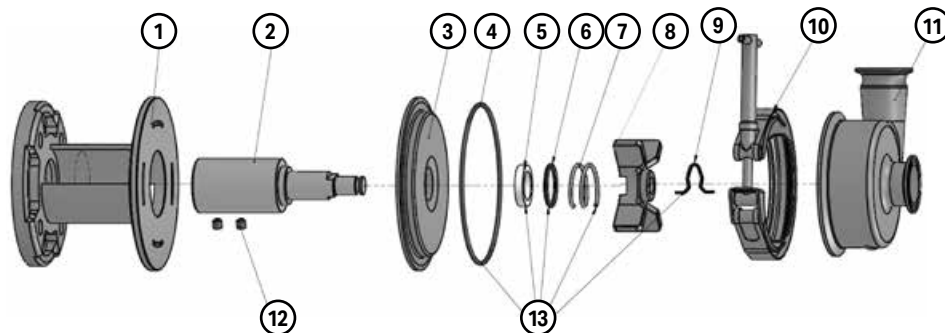
ITEM	PART #	DESCRIPTION	QTY
1	<b>10460</b>	Flange	1
2	<b>10190</b>	Milk pump seal kit	1
3	<b>10510</b>	Impeller	1
4	<b>17232</b>	4" Heavy-duty clamp	1
5	<b>54325</b>	4" Tri-clover pipeline gasket	1
6	<b>10180</b>	4" Head	1

## Kleen Flo® T-Style #8

**Sold on pg. 39**

- 59738** Kleen Flo T-Style #8 milk pump, 3" x 2.5", 7/8" impeller, 1 1/8" shaft, rated 10 HP, 1800 RPM, internal seal, 3" x 2.5" tri clamp
- 59739** Kleen Flo T-Style #8 milk pump, 3" x 2", 7/8" impeller, 1 1/8" shaft, rated 7.5 HP, 1800 RPM, internal seal, threaded parts
- 59740** Kleen Flo T-Style #8 milk pump, 3" x 2", 6 1/8" impeller, 1 1/8" shaft, rated 5 HP, 1800 RPM, internal seal, threaded parts
- 59741** Kleen Flo T-Style #8 milk pump, 3" x 2", 6 1/8" impeller, 1 1/8" shaft, rated 5 HP, 1800 RPM, internal seal
- 59742** Kleen Flo T-Style #8 milk pump, 3" x 2", 7/8" impeller, 1 1/8" shaft, rated 7.5 HP, 1800 RPM, internal seal
- 59743** Kleen Flo T-Style #8 milk pump, 3" x 2", 7/8" impeller, 1 1/8" shaft, rated 10 HP, 1800 RPM, internal seal

- 59744** Kleen Flo T-Style #8 milk pump, 3" x 3", 7/8" impeller, 1 1/8" shaft, rated 10 HP, 1800 RPM, internal seal
- 59745** Kleen Flo T-Style #8 milk pump, 3" x 2", 7/8" impeller, 1 1/8" shaft, rated 7.5 HP, 1800 RPM, internal seal, threaded parts
- 59746** Kleen Flo T-Style #8 milk pump, 3" x 2", 7/8" impeller, 1 1/8" shaft, rated 10 HP, 1800 RPM, internal seal, threaded parts
- 59747** Kleen Flo T-Style #8 milk pump, 3" x 2", 7/8" impeller, 1 1/8" shaft, rated 10 HP, 1800 RPM, internal seal, 3" thread x 2" tri-clamp
- 59748** Kleen Flo T-Style #8 milk pump, 3" x 2", 7/8" impeller, 1 1/8" shaft, rated 10 HP, 1800 RPM, internal seal, 3" tri-clamp x 2" thread
- 59749** Kleen Flo T-Style #8 milk pump, 3" x 3", 7/8" impeller, 1 1/8" shaft, rated 10 HP, 1800 RPM, internal seal, 3" tri-clamp x 3" nut



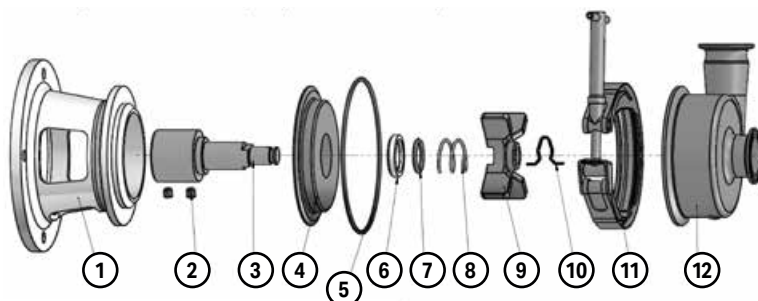
ITEM	PART #	DESCRIPTION	QTY
1	<b>59801</b>	Adapter for #8 milk pump, #9276-04 215T	1
2	<b>59769</b>	Milk pump shaft for #8, 1 1/8" for internal seal, 9376-67	1
	<b>59766</b>	Milk pump shaft for #8, 1 1/8" for internal seal, 9375-67	
3	<b>59768</b>	Backplate for #8, internal seal	1
4	<b>59540</b>	Large O-ring	1
5	<b>59543</b>	Teflon seal	1
6	<b>59541</b>	Small O-ring	1
7	<b>59542</b>	Spring	1
8	<b>59671</b>	7/8" impeller for #8 pump	1
	<b>59667</b>	6 1/8" impeller for #8 pump	
	<b>59668</b>	7 1/8" impeller for #8 pump	

ITEM	PART #	DESCRIPTION	QTY
	<b>59669</b>	7/8" impeller for #8 pump	
	<b>59670</b>	7/8" impeller for #8 pump	
9	<b>59764</b>	Impeller clip for milk shaft	1
10	<b>59799</b>	Housing clamp for #8 milk pump	1
11	<b>59830</b>	Housing for #8, 3" x 2" clamp	1
	<b>59831</b>	Housing for #8, 3" x 2" threaded	
	<b>59832</b>	Housing for #8, 3" x 3" clamp	
	<b>59833</b>	Housing for Thomsen #8, 3" x 3" threaded	
12	<b>59792</b>	Set screw for Thomsen pump shaft, standard	2
	<b>59829</b>	Set screw for Thomsen shaft with full dog, 5/16" x 1/2"	
13	<b>59763</b>	Internal seal kit, Thomsen #8, #9359-B0 (Includes: 4-7, & 9)	1

**Sold on pg. 38**

## #59716 Kleen Flo® T-Style #5 Internal Milk Pump

2" x 2", 4 7/8" Impeller, 1 1/8" Shaft, 182-TC, Rated 5 HP 3450 RPM



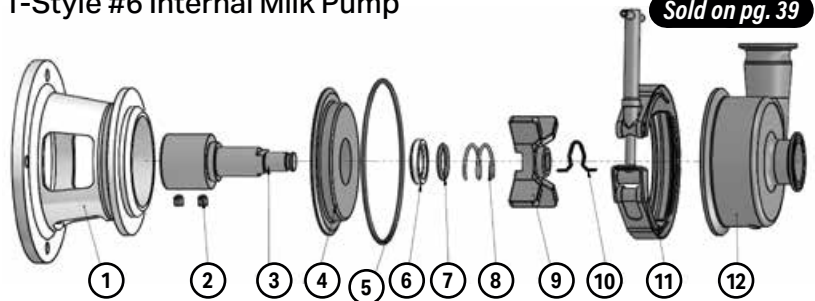
ITEM	PART #	DESCRIPTION	QTY
1	<b>59774</b>	Adapter for Kleen Flo® T-Style #5 milk pump, 56-C / 145-TC	1
	<b>59777</b>	Adapter for Kleen Flo® T-Style #5 milk pump, 182-T / 184T	
2	<b>59792</b>	Set screw for pump shaft, standard for Kleen Flo® T-Style milk pump	2
	<b>59829</b>	Set screw for shaft with full dog, 5/16" x 1/2" for Kleen Flo® T-Style milk pump	
3	<b>59785</b>	Pump shaft for Kleen Flo® T-Style #5 & 6, 1 1/8"	1
4	<b>59828</b>	Backplate for Kleen Flo® T-Style #5 internal seal	1
5	<b>59795</b>	#5 O-ring for Kleen Flo® T-Style milk pump	1
6	<b>59762</b>	Ceramic seal for internal seal kit for Kleen Flo® T-Style milk pump	1
7	<b>59793</b>	Small o-ring for Kleen Flo® T-Style milk pump	1
8	<b>59761</b>	Spring for internal seal kit for Kleen Flo® T-Style milk pump	1

ITEM	PART #	DESCRIPTION	QTY
9	<b>59651</b>	4 7/8" Impeller for Kleen Flo® T-Style #5 pump	1
	<b>59652</b>	4 3/8" Impeller for Kleen Flo® T-Style #5 pump	
	<b>59650</b>	4 1/2" Impeller for Kleen Flo® T-Style #5 pump	
	<b>59654</b>	4 7/8" Impeller for Kleen Flo® T-Style #5 pump	
10	<b>59765</b>	Impeller clip for #4, #5, and #6 pump shaft for Kleen Flo® T-Style milk pump	1
11	<b>59628</b>	Housing clamp for #5 milk pump	1
	<b>59535</b>	T-Bolt for clamps for Kleen Flo® T-Style milk pump	
	<b>59536</b>	T-Handle for clamps for Kleen Flo® T-Style milk pump	
12	<b>59798</b>	Housing for Kleen Flo® T-Style #5, 2" x 2"	1
	<b>59800</b>	Housing for Kleen Flo® T-Style #5, 2" x 1.5"	
	<b>59760</b>	Internal seal kit for #4, #5, and #6 pumps (Includes: 5-8, & 10) for Kleen Flo® T-Style milk pump	1

## Kleen Flo® T-Style #6 Internal Milk Pump

Sold on pg. 39

- 59720** Kleen Flo T-Style #6 milk pump, 2" x 2", 4 $\frac{7}{8}$ " impeller,  $\frac{7}{8}$ " shaft, 145-TC, rated 3 HP, 3450 RPM
- 59721** Kleen Flo T-Style #6 milk pump, 2" x 1.5", 4 $\frac{7}{8}$ " impeller,  $\frac{7}{8}$ " shaft, 145-TC, rated 3 HP, 3450 RPM
- 59722** Kleen Flo T-Style #6 milk pump, 2" x 2", 5 $\frac{7}{8}$ " impeller, 1 $\frac{1}{8}$ " shaft, 182-TC, rated 3 HP, 1800 RPM
- 59726** Kleen Flo T-Style #6 milk pump, 2" x 2", 5 $\frac{3}{8}$ " impeller, 1 $\frac{1}{8}$ " shaft, 182-TTC, rated 5 HP, 3450 RPM



ITEM	PART #	DESCRIPTION	QTY
1	<b>59776</b>	Adapter for # 6 milk pump, #9265-04 56-C / 145-TC	1
	<b>59773</b>	Adapter for #6 milk pump, #9265-04 182-T / 184-T	
2	<b>59792</b>	Set screw for pump shaft, standard for Kleen Flo® T-Style milk pump	2
	<b>59829</b>	Set screw for shaft with full dog, $\frac{5}{16}$ x $\frac{1}{2}$ for Kleen Flo® T-Style milk pump	
3	<b>59785</b>	Milk pump shaft for #6, 1 $\frac{1}{8}$ " for Kleen Flo® T-Style milk pump	1
4	<b>59797</b>	Backplate for #6, internal seal	1
5	<b>59796</b>	#6 O-ring for Kleen Flo® T-Style milk pump	1
6	<b>59762</b>	Ceramic seal for internal seal kit for Kleen Flo® T-Style milk pump	1
7	<b>59793</b>	Small O-ring for Kleen Flo® T-Style milk pump	1
8	<b>59761</b>	Spring for internal seal kit for Kleen Flo® T-Style milk pump	1
9	<b>59659</b>	4 $\frac{3}{8}$ " impeller for #6 milk pump	1

ITEM	PART #	DESCRIPTION	QTY
	<b>59660</b>	4 $\frac{5}{8}$ " impeller for #6 milk pump	
	<b>59655</b>	4 $\frac{7}{8}$ " impeller for #6 milk pump	
	<b>59656</b>	5 $\frac{1}{8}$ " impeller for #6 milk pump	
	<b>59658</b>	5 $\frac{3}{8}$ " impeller for #6 milk pump	
	<b>59657</b>	5 $\frac{7}{8}$ " impeller for #6 milk pump	
10	<b>59765</b>	Impeller clip for #4, #5, and #6 pump shaft for Kleen Flo® T-Style milk pump	1
11	<b>59827</b>	Housing clamp for #6 milk pump	1
	<b>59535</b>	T-Bolt for clamps for Kleen Flo® T-Style milk pump	
	<b>59536</b>	T-Handle for clamps for Kleen Flo® T-Style milk pump	
12	<b>59824</b>	Housing for #6, 2" x 2"	1
	<b>59760</b>	Internal seal kit for #4, #5, and #6 pumps (Includes: 5-8, & 10) for Kleen Flo® T-Style milk pump	1

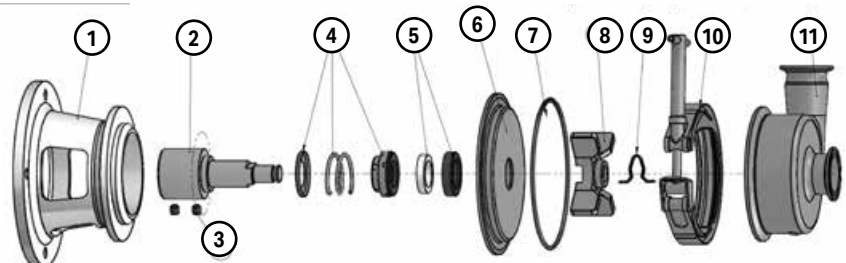
## Kleen Flo® T-Style #4 & #5 External Milk Pump

Sold on pgs. 38-39

- 59700** Kleen Flo® T-Style #4 milk pump, 1.5" x 1.5", 3 $\frac{3}{8}$ " impeller,  $\frac{5}{8}$ " shaft
- 59701** Kleen Flo® T-Style #4 milk pump, 1.5" x 1.5", 3 $\frac{3}{8}$ " impeller,  $\frac{5}{8}$ " shaft, reduced discharge
- 59704** Kleen Flo® T-Style #4 milk pump, 1.5" x 1.5", 3 $\frac{3}{8}$ " impeller,  $\frac{5}{8}$ " shaft
- 59705** Kleen Flo® T-Style #4 milk pump, 1.5" x 1.5", 3 $\frac{3}{8}$ " impeller,  $\frac{5}{8}$ " shaft, reduced discharge
- 59708** Kleen Flo® T-Style #4 milk pump, 1.5" x 1.5", 3 $\frac{3}{8}$ " impeller,  $\frac{5}{8}$ " shaft
- 59710** Kleen Flo® T-Style #4 milk pump, 1.5" x 1.5", 3 $\frac{3}{8}$ " impeller,  $\frac{7}{8}$ " shaft, reduced discharge
- 59707** Kleen Flo® T-Style #4 milk pump, 1.5" x 1.5", 3 $\frac{3}{8}$ " impeller,  $\frac{5}{8}$ " shaft, reduced discharge
- 59706** Kleen Flo® T-Style #4 milk pump, 1.5" x 1.5", 3 $\frac{3}{8}$ " impeller,  $\frac{7}{8}$ " shaft, reduced discharge
- 59709** Kleen Flo® T-Style #4 milk pump, 2" x 1.5", 3 $\frac{3}{8}$ " impeller,  $\frac{5}{8}$ " shaft
- 59711** Kleen Flo® T-Style #4 milk pump, 2" x 1.5", 3 $\frac{3}{8}$ " impeller,  $\frac{7}{8}$ " shaft
- 59730** Kleen Flo® T-Style #4 milk pump, 2" x 1.5", 3 $\frac{3}{8}$ " impeller,  $\frac{7}{8}$ " shaft, reduced discharge
- 59712** Kleen Flo® T-Style #4 milk pump, 2" x 2", 3 $\frac{3}{8}$ " impeller,  $\frac{7}{8}$ " shaft
- 59732** Kleen Flo® T-Style #4 milk pump, 1.5" x 1.5", 3 $\frac{3}{8}$ " impeller,  $\frac{5}{8}$ " shaft, reduced discharge (LH)
- 59733** Kleen Flo® T-Style #4 milk pump, 1.5" x 1.5", 3 $\frac{3}{8}$ " impeller,  $\frac{7}{8}$ " shaft, reduced discharge (LH)
- 59731** Kleen Flo® T-Style #4 milk pump, 2" x 1.5", 3 $\frac{3}{8}$ " impeller,  $\frac{7}{8}$ " shaft, reduced discharge (LH)
- 59734** Kleen Flo® T-Style #4 milk pump, 2" x 1.5", 3 $\frac{3}{8}$ " impeller,  $\frac{5}{8}$ " shaft, reduced discharge (LH)

### Kleen Flo T-Style #5 External Milk Pump

- 59713** Kleen Flo® T-Style #5 milk pump, 2" x 1.5", 4 $\frac{1}{8}$ " impeller,  $\frac{7}{8}$ " shaft
- 59714** Kleen Flo® T-Style #5 milk pump, 2" x 2", 4 $\frac{1}{8}$ " impeller,  $\frac{7}{8}$ " shaft
- 59715** Kleen Flo® T-Style #5 milk pump, 2" x 1.5", 4 $\frac{1}{8}$ " impeller,  $\frac{7}{8}$ " shaft
- 59717** Kleen Flo® T-Style #5 milk pump, 2" x 2", 4 $\frac{7}{8}$ " impeller,  $\frac{7}{8}$ " shaft
- 59718** Kleen Flo® T-Style #5 milk pump, 2" x 2", 4 $\frac{7}{8}$ " impeller,  $\frac{7}{8}$ " shaft
- 59719** Kleen Flo® T-Style #5 milk pump, 2" x 1.5", 4 $\frac{1}{8}$ " impeller, 1 $\frac{1}{8}$ " shaft, 182-TC, rated 3 HP, 3450 RPM

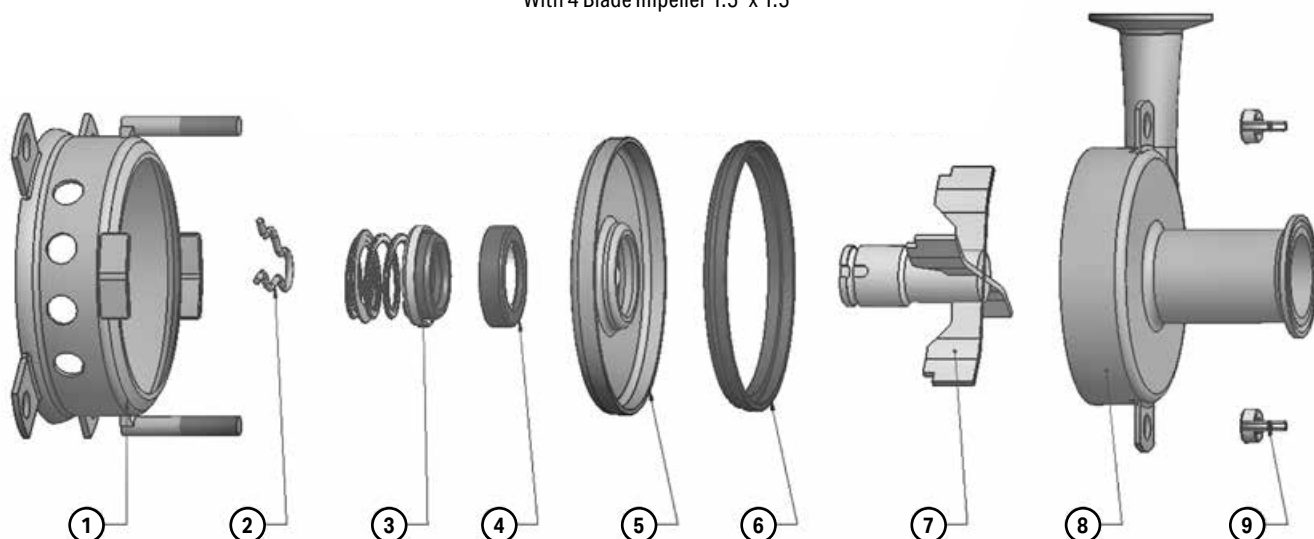


ITEM	PART #	DESCRIPTION	QTY
1	<b>59775</b>	Adapter #4 milk pump for Kleen Flo® T-Style	1
	<b>59774</b>	Adapter for #5 milk pump, #9225-04 56-C for Kleen Flo® T-Style	
	<b>59777</b>	Adapter for #5 milk pump, #9259-04 for Kleen Flo® T-Style	
2	<b>59784</b>	Milk pump shaft for #4, #5, #6, $\frac{5}{8}$ " for Kleen Flo® T-Style	1
	<b>59786</b>	Milk pump shaft for #4, #5, #6, $\frac{5}{8}$ " for Kleen Flo® T-Style	
	<b>59785</b>	Milk pump shaft for #5 & #6, 1 $\frac{1}{8}$ " for Kleen Flo® T-Style	
3	<b>59792</b>	Set screw for pump shaft, standard for Kleen Flo® T-Style	2
	<b>59829</b>	Set screw for shaft with full dog, $\frac{5}{16}$ x $\frac{1}{2}$ for Kleen Flo® T-Style	
4	<b>59771</b>	Rotary seal for #4, #5, or #6 for Kleen Flo® T-Style	1
5	<b>59770</b>	Ceramic wear ring for #4, #5, or #6 for Kleen Flo® T-Style	1
6	<b>59782</b>	Backplate for #4 external seal for Kleen Flo® T-Style	1
	<b>59787</b>	Backplate for #5 external seal for Kleen Flo® T-Style	
7	<b>59794</b>	#4 O-ring for Kleen Flo® T-Style	1
	<b>59795</b>	#5 O-ring for Kleen Flo® T-Style	
	<b>59796</b>	#6 O-ring for Kleen Flo® T-Style	
8	<b>59576</b>	3 $\frac{3}{8}$ " Impeller for #4 milk pump for Kleen Flo® T-Style	1
	<b>59577</b>	3 $\frac{3}{8}$ " Impeller for #4 milk pump for Kleen Flo® T-Style	
	<b>59578</b>	3 $\frac{3}{8}$ " Impeller for #5 milk pump for Kleen Flo® T-Style	
	<b>59651</b>	4 $\frac{1}{8}$ " Impeller for #5 milk pump for Kleen Flo® T-Style	
	<b>59652</b>	4 $\frac{3}{8}$ " Impeller for #5 milk pump for Kleen Flo® T-Style	
	<b>59650</b>	4 $\frac{5}{8}$ " Impeller for #5 milk pump for Kleen Flo® T-Style	

ITEM	PART #	DESCRIPTION	QTY
	<b>59654</b>	4 $\frac{7}{8}$ " Impeller for #5 milk pump for Kleen Flo® T-Style	
9	<b>59765</b>	Impeller clip for #4, #5, & #6 pump shaft for Kleen Flo® T-Style	2
10	<b>59789</b>	Housing clamp for #4 milk pump for Kleen Flo® T-Style	1
	<b>59628</b>	Housing clamp for #5 milk pump for Kleen Flo® T-Style	
	<b>59535</b>	T-Bolt for Kleen Flo® T-Style	
	<b>59536</b>	T-Handle for Kleen Flo® T-Style	
11	<b>59788</b>	Housing for #4, 1.5" x 1.5" for Kleen Flo® T-Style	1
	<b>59790</b>	Housing for #4, Left Hand, Reduced discharge, 1.5" x 1.5" for Kleen Flo® T-Style	
	<b>59825</b>	Housing for #4, Reduced discharge, 1.5" x 1.5" for Kleen Flo® T-Style	
	<b>59826</b>	Housing for #4, 2" x 1.5" for Kleen Flo® T-Style	
	<b>59822</b>	Housing for #4, Reduced discharge, 2" x 1.5" for Kleen Flo® T-Style	
	<b>59823</b>	Housing for #4, Left Hand, Reduced discharge, 2" x 1.5" for Kleen Flo® T-Style	
	<b>59780</b>	Housing for #4, 2" x 2" for Kleen Flo® T-Style	
	<b>59798</b>	Housing for #5, 2" x 2" for Kleen Flo® T-Style	
	<b>59800</b>	Housing for #5, 2" x 1.5" for Kleen Flo® T-Style	
	<b>59750</b>	External seal kit for #4, #5, and #6 pumps for Kleen Flo® T-Style (Includes: 4, 5, 7, and 9)	
	<b>59756</b>	External seal for #4, with S/S wear ring for Kleen Flo® T-Style #9222-V6	

## #59910 Ben Anderson Milk Pump With 4 Blade Impeller 1.5" x 1.5"

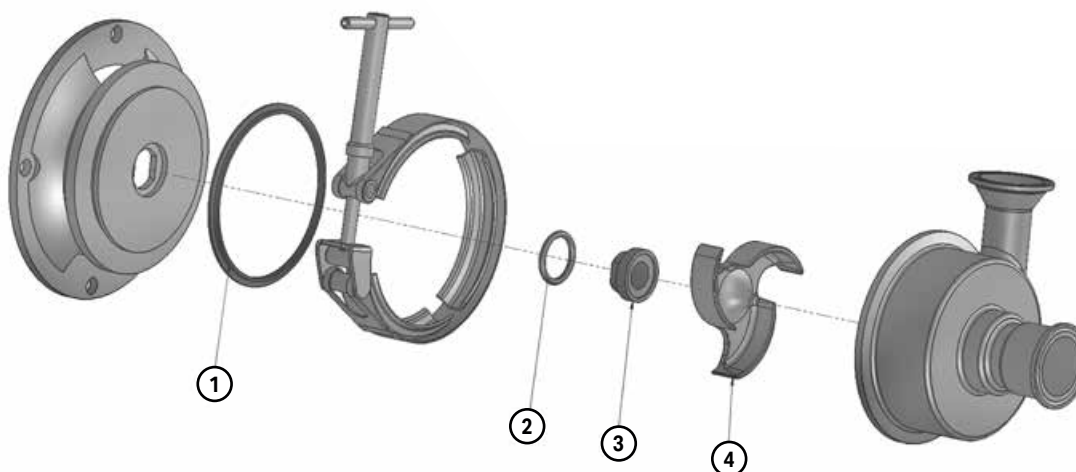
Sold on pg. 37



ITEM	PART #	DESCRIPTION	QTY
1	<b>59911</b>	Adaptor	1
2	<b>14758</b>	Cotter pin clip for 1 HP	1
3	<b>14770</b>	Rotating head assembly	1
4	<b>14757</b>	Ceramic and rubber seal	1
5	<b>59913</b>	Backplate	1

ITEM	PART #	DESCRIPTION	QTY
6	<b>14766</b>	New style body gasket	1
7	<b>59912</b>	Impeller	1
8	<b>59915</b>	Housing	1
9	<b>59917</b>	Wingnut	2
10	<b>14768</b>	Repair kit for new style Anderson pump (Includes: 3, 4, & 6)	

## Sta-Rite Milk Pump



ITEM	PART #	DESCRIPTION	QTY
1	<b>59888</b>	Housing gasket	1
2	<b>59886</b>	Small O-ring	1
3	<b>59887</b>	Carbon seal	1
4	<b>59892</b>	Replacement stainless 3 blade impeller	1
	<b>59890</b>	Replacement milk pump seal kit for Sta-Rite (Includes: 1-3)	

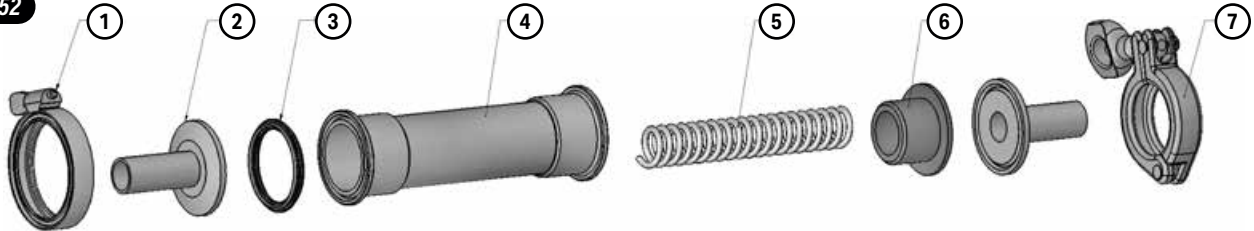


- 38590** 6" inline filter assembly, 5/8" I.D. ports  
**38591** 6" inline filter assembly, 3/4" I.D. ports  
**38600** 12" inline filter assembly, 5/8" I.D. ports  
**38601** 12" inline filter assembly, 3/4" I.D. ports  
**38610** 24" inline filter assembly, 5/8" I.D. ports  
**38612** 24" inline filter assembly, 3/4" I.D. ports

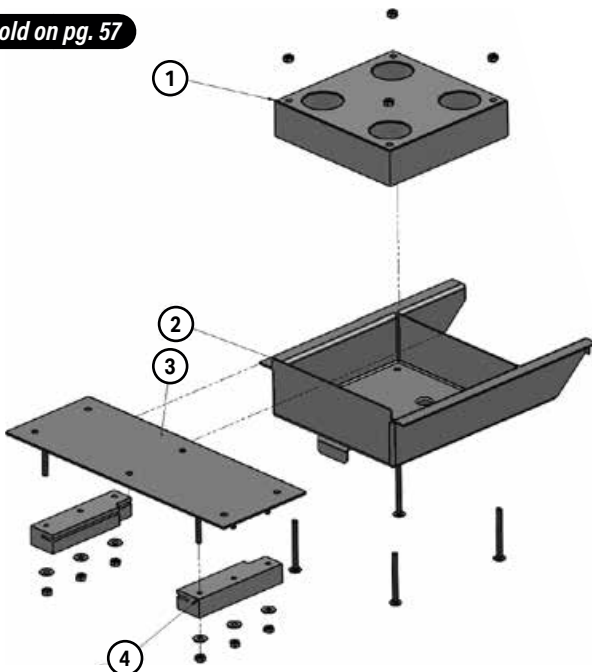
ITEM	PART #	DESCRIPTION	QTY
1	<b>54320</b>	1 1/2" pipeline clamp	1
2	<b>61056</b>	1 1/2" end cap with 5/8" nipple (3/4" O.D.)	2
	<b>61057</b>	1 1/2" end cap with 3/4" nipple (7/8" O.D.)	
3	<b>54326</b>	1 1/2" tri clover pipeline gasket	1
4	<b>NS38590</b>	6" inline filter body only	1

ITEM	PART #	DESCRIPTION	QTY
	<b>NS38600</b>	12" inline filter body only	
	<b>NS38610</b>	24" inline filter body only	
5	<b>38594</b>	6" spring	1
	<b>38604</b>	12" spring	
	<b>38616</b>	24" spring	
6	<b>19547</b>	1 Rubber filter grommet	1
7	<b>17130</b>	1 1/2" Heavy-duty clamp	1

Sold on pg. 52



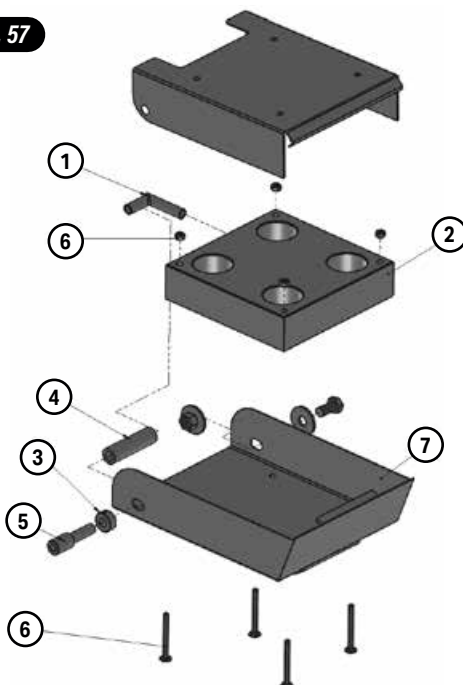
Sold on pg. 57



- 10271-49.5mm** 49.5mm under curb mount sliding CIP rack  
**10271-50.5mm** 50.5mm under curb mount sliding CIP rack  
**10271-52mm** 52mm under curb mount sliding CIP rack  
**10271-55mm** 55mm under curb mount sliding CIP rack  
**10271-56.5mm** 56.5mm under curb mount sliding CIP rack  
**10271-57mm** 57mm under curb mount sliding CIP rack  
**10271-59mm** 59mm under curb mount sliding CIP rack

ITEM	PART #	DESCRIPTION	QTY
1	<b>10280-49.5mm</b>	49.5mm delrin block	1
	<b>10280-50.5mm</b>	50.5mm delrin block	
	<b>10280-52mm</b>	52mm delrin block	
	<b>10280-55mm</b>	55mm delrin block	
	<b>10280-56.5mm</b>	56.5mm delrin block	
	<b>10280-57mm</b>	57mm delrin block	
	<b>10280-59mm</b>	59mm delrin block	
2	<b>10288</b>	Stainless tray ONLY	1
3	<b>10285</b>	Stainless mounting plate	1
4	<b>10286</b>	Set of 2 mounting slides	1

Sold on pg. 57



- 10291-49.5mm** 49.5mm Fold down CIP tray  
**10291-50.5mm** 50.5mm Fold down CIP tray  
**10291-52mm** 52mm Fold down CIP tray  
**10291-55mm** 55mm Fold down CIP tray  
**10291-56.5mm** 56.5mm Fold down CIP tray  
**10291-57mm** 57mm Fold down CIP tray  
**10291-59mm** 59mm Fold down CIP tray

ITEM	PART #	DESCRIPTION	QTY
1	<b>10296</b>	Stainless elbow	1
2	<b>10301-49.5mm</b>	49.5mm delrin block	1
	<b>10301-50.5mm</b>	50.5mm delrin block	
	<b>10301-52mm</b>	52mm delrin block	
	<b>10301-55mm</b>	55mm delrin block	
	<b>10301-56.5mm</b>	56.5mm delrin block	
	<b>10301-57mm</b>	57mm delrin block	
	<b>10301-59mm</b>	59mm delrin block	
3	<b>10299</b>	1/2" stainless collar w/ setscrew for fold down CIP, also works for dumping station	
4	<b>25232</b>	1/2" CLEAR tubing, Glitex	1
5	<b>10297</b>	Hose reducer	1
6	<b>10298</b>	Set of 4 stainless bolts & nuts for fold down CIP	1
7	<b>10290</b>	Stainless Cabinet ONLY	1

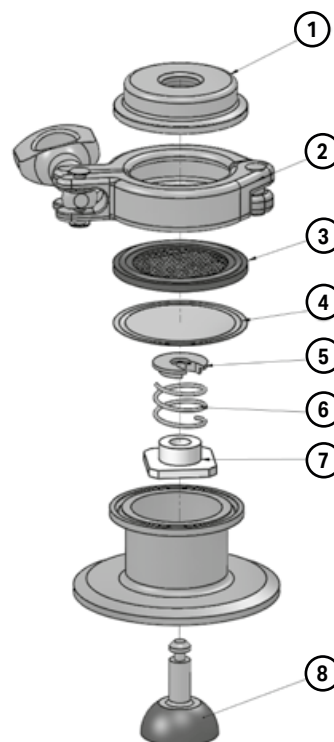
Sold on pg. 59

**#10668**  
1½" Air Blow Valve  
for 1½" Y Check, ¾" NPT

**#10670**  
2" Air Blow Valve  
for 1½" Y Check, ¾" NPT

**#10672**  
2½" Air Blow Valve  
for 2" Y Check, ¾" NPT

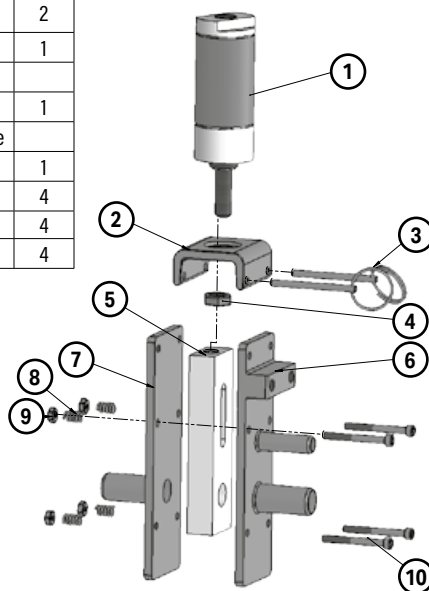
ITEM	PART #	DESCRIPTION	QTY
1	<b>10674</b>	Stainless top	1
2	<b>17130</b>	1½" Heavy-duty clamp	1
3	<b>10685</b>	Stainless screen	1
4	<b>10687</b>	Filter (Pack of 10)	1
5	<b>10678</b>	Stainless clip for air blow valve sprint	1
6	<b>10677</b>	Spring	1
7	<b>10683</b>	Plastic holder for air blow valve shutoff	1
8	<b>10681</b>	Rubber shutoff with stem	



Sold on pg. 59

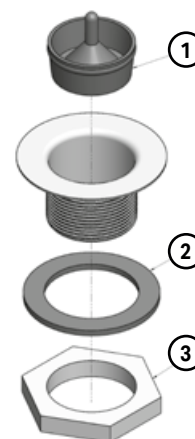
**#96550**  
Replacement Backflush Valve

ITEM	PART #	DESCRIPTION	QTY
1	<b>96548</b>	Cylinder	1
2	<b>96545</b>	Threaded mounting plate	1
3	<b>96538</b>	Pin	2
4	<b>NS2951</b>	7/16" x 20" stainless hex jam nut	1
5	<b>96531</b>	Teflon block	
6	<b>96543</b>	Left hand plate with STRAIGHT tube	1
	<b>96543-1</b>	Left hand plate with THREADED tube	
7	<b>96541</b>	Right hand plate	1
8	<b>96536</b>	Spring	4
9	<b>NS5471</b>	10-32 Nylok Nut S/S	4
10	<b>NS5595</b>	S/S SHC 10/32-13/4	4



Sold on pg. 62

**#21388**  
Heavy-duty  
Drain Assembly  
for Wash Vat

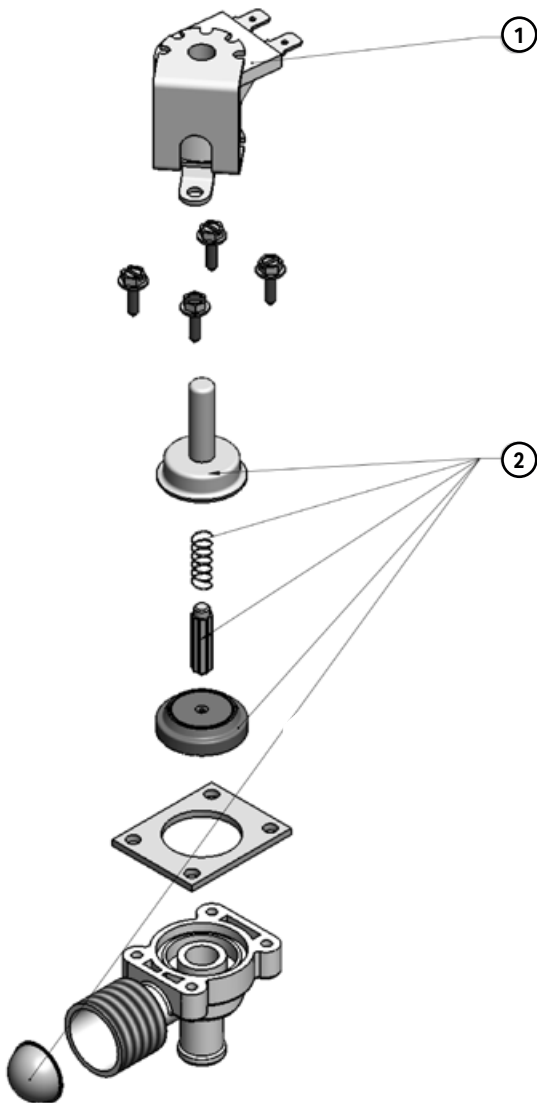


ITEM	PART #	DESCRIPTION	QTY
1	<b>21387</b>	Rubber stopper	1
2	<b>21384</b>	Rubber washer	1
3	<b>21389</b>	Plastic nut	1

Sold on pg. 66

**#22031**  
Single Water Valve  
120 Volt

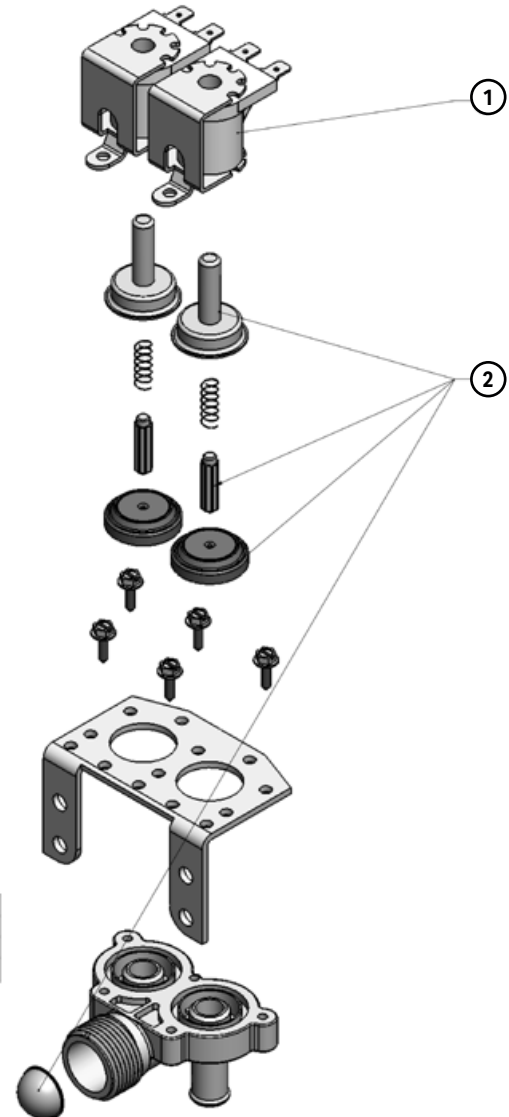
**#22030**  
Single Water Valve  
240 Volt



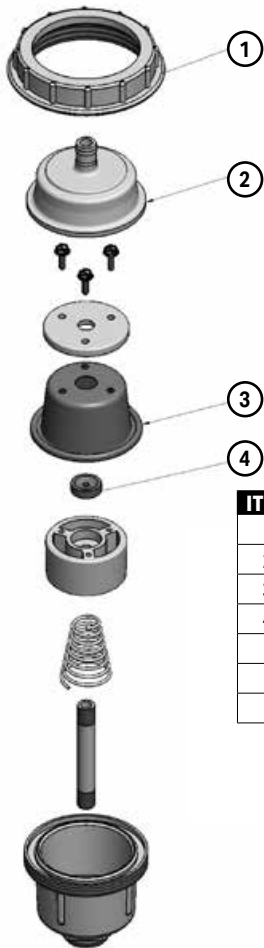
ITEM	PART #	DESCRIPTION	QTY
1	<b>20989</b>	240 volt coil	1
	<b>20990</b>	120 volt coil	
2	<b>22004</b>	Repair kit	1

**#22029**  
Blue Water Valve  
120 Volt - Dual Coils  
5.8 to 7.8 GPM 40 PSI

**#22028**  
Blue Water Valve  
240 Volt - Dual Coils  
5.8 to 7.8 GPM 40 PSI



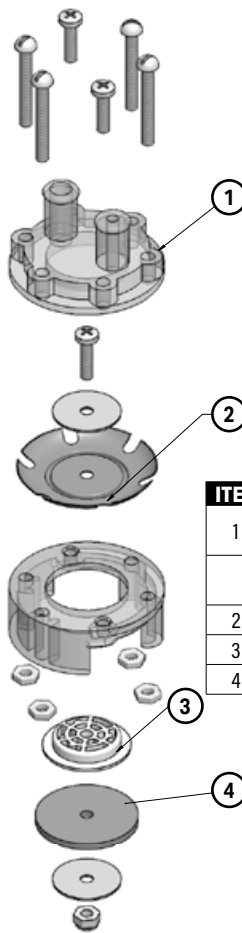
ITEM	PART #	DESCRIPTION	QTY
1	<b>20989</b>	240 volt coil for blue water valve	2
	<b>20990</b>	120 volt coil for blue water valve	
2	<b>22004</b>	Repair kit for blue water valve	1



Sold on pg. 64

**#86020**  
Auto Drain Valve with  
1.6" Orifice for Floor Pump  
.75 - 700 - 1500G, for Mueller

ITEM	PART #	DESCRIPTION	QTY
1	<b>86050</b>	Nut	1
2	<b>86051</b>	Bonnet	1
3	<b>86021</b>	Drain valve diaphragm	1
4	<b>86054</b>	Flow washer 1.6 GPM	1
	<b>86053</b>	Flow washer 1.2 GPM	
	<b>86055</b>	Flow washer 2.0 GPM	
	<b>86056</b>	Flow washer 3.0 GPM	



Sold on pg. 65

**#86038**  
Complete Drain  
Valve Assembly with  $\frac{3}{16}$ "  
Hole for BM

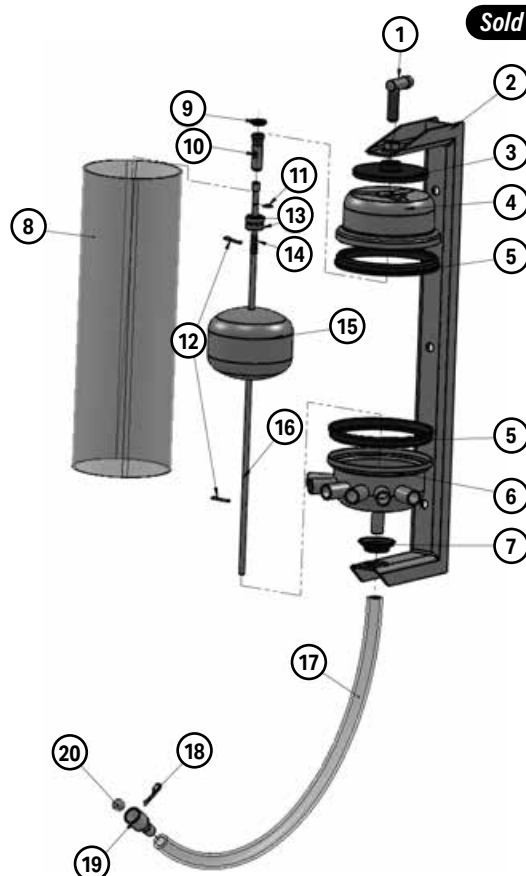
**#86039**  
Complete Drain  
Valve Assembly with  $\frac{11}{32}$ "  
Hole for BM

ITEM	PART #	DESCRIPTION	QTY
1	<b>86028</b>	Drain valve body bottom with $\frac{3}{16}$ " hole	1
	<b>86030</b>	Drain valve body bottom with $\frac{11}{32}$ " hole	
2	<b>86026</b>	Drain valve diaphragm	1
3	<b>86034</b>	Drain valve plunger - plastic	1
4	<b>86032</b>	Drain valve plunger - rubber	1

**#56200**  
Replacement 10" Washer Assembly - 6 Unit

**#56201**  
Replacement 15" Washer Assembly - 6 Unit

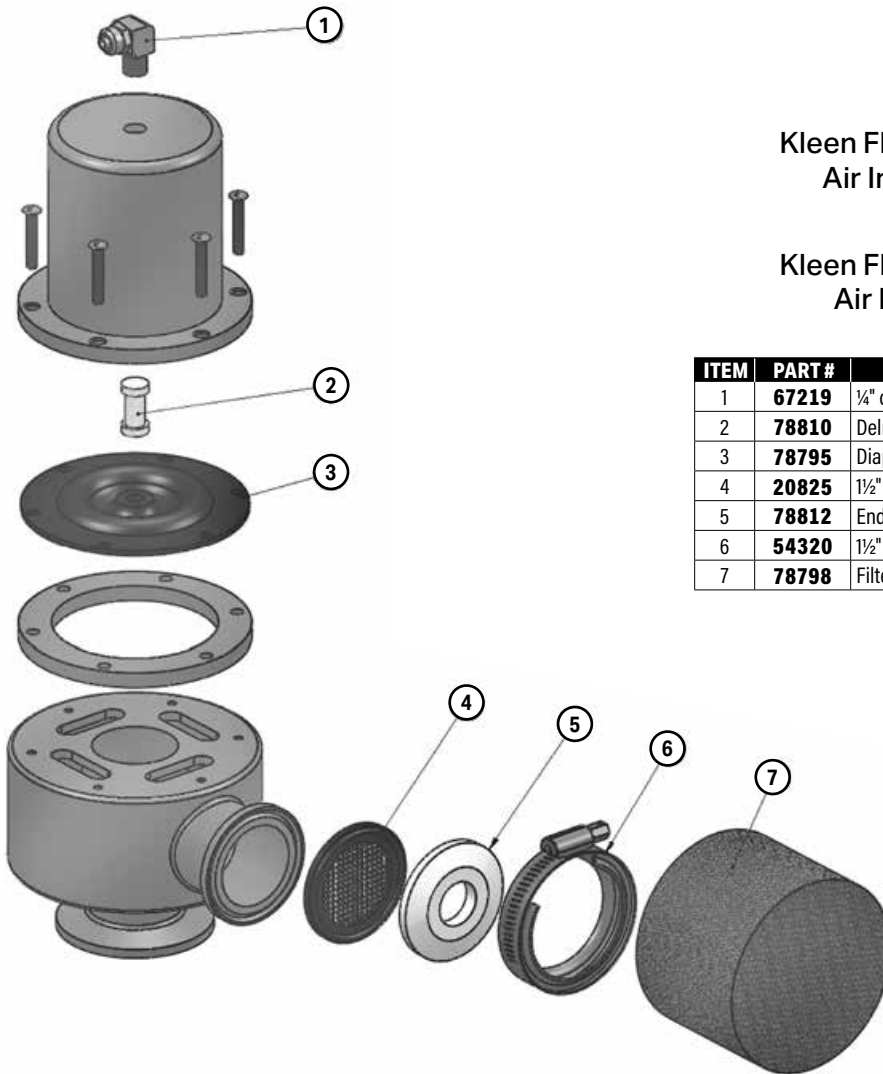
ITEM	PART #	DESCRIPTION	QTY
1	<b>38215</b>	Blue elbow, $\frac{3}{8}$ " ID, $\frac{1}{2}$ " thread	1
2	<b>56202</b>	Stainless wall bracket for 10" washer	1
2	<b>56203</b>	Stainless wall bracket for 15" washer	1
3	<b>56245</b>	Valve guide block without bushing	1
4	<b>56252</b>	New Style stainless dome with $2\frac{3}{32}$ " hole	1
5	<b>56213</b>	Gasket for clear sight tube	2
6	<b>56216</b>	Bottom dome with 6 - $\frac{5}{16}$ " parts	1
	<b>56235</b>	Bottom dome with 6 - $\frac{3}{4}$ " parts	1
7	<b>56217</b>	Bracket gasket	1
8	<b>56214</b>	10" clear sight tube	1
	<b>56215</b>	15" clear sight tube	1
9	<b>38211</b>	Rubber seal	1
10	<b>56256</b>	New Style valve head	1
11	<b>56259</b>	Stainless e-clip	1
12	<b>56210</b>	Clip pin	2
13	<b>56209</b>	Weight	2
14	<b>56211</b>	Rod spring	1
15	<b>56212</b>	Stainless steel float	1
16	<b>56261</b>	New Style 15" rod ONLY	1
16	<b>56263</b>	New Style 10" rod ONLY	1
17	<b>56218</b>	Drain hose	1
18	<b>56221</b>	Clip pin for drain assembly	1
19	<b>56219</b>	Check valve assembly (Includes: 19, 20, & 21)	1
20	<b>56220</b>	Ball	1



Sold on pg. 70



Sold on pg. 61



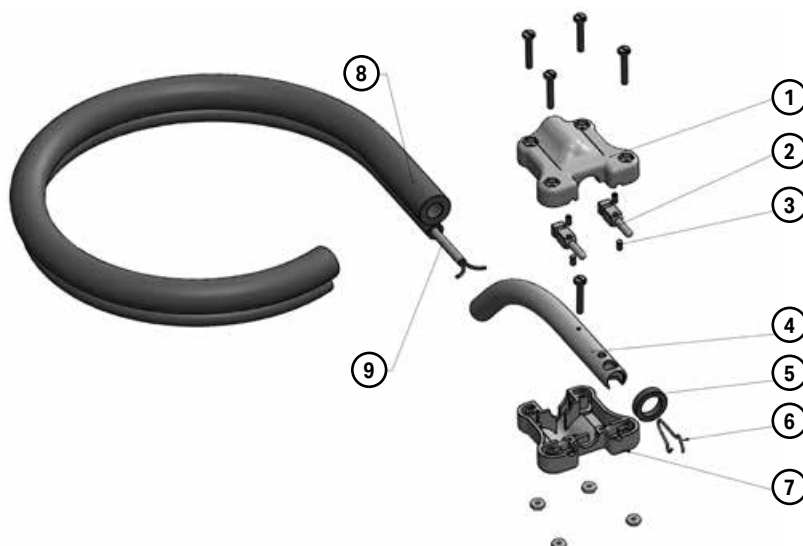
**#78782**  
Kleen Flo® E-Zee 100 Remote  
Air Injector Valve – 1.5"

**#78785**  
Kleen Flo® E-Zee 100 Remote  
Air Injector Valve – 2"

ITEM	PART #	DESCRIPTION	QTY
1	<b>67219</b>	¼" compression fitting, elbow, ½" NPT	1
2	<b>78810</b>	Delrin spool	1
3	<b>78795</b>	Diaphragm (Includes: 2)	1
4	<b>20825</b>	1½" stainless woven screen	1
5	<b>78812</b>	End cap with hole	2
6	<b>54320</b>	1½" pipeline clamp	1
7	<b>78798</b>	Filter	1

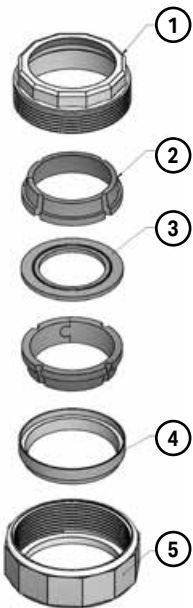
ILLUSTRATIONS

Sold on pg. 119



**#99434**  
Replacement Power Hose  
Assembly for Companion

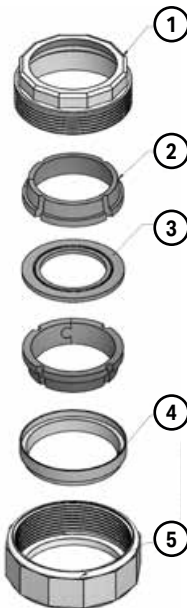
ITEM	PART #	DESCRIPTION	QTY
1	<b>99443</b>	Top shell	1
2	<b>99440</b>	Contact probe	2
3	<b>99441</b>	Set screw	4
4	<b>99449</b>	Stallcock tube	1
5	<b>43233</b>	Front seal	1
6	<b>43251</b>	Spring	1
7	<b>99442</b>	Bottom shell	1
8	<b>99436</b>	Vacuum/electric hose for Companion 4' pc	1
9	<b>98700</b>	2-strand 18 ga. power wire	6'



Sold on pg. 73

## #54100 Plastic Coupling Assembly for 1.5" Glass Fitting

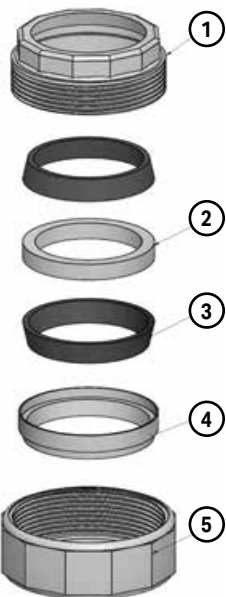
ITEM	PART #	DESCRIPTION	QTY
1	54112	Male fitting	1
2	54113	Rubber grommet	2
3	54318	1.5" gasket for glass line	1
4	54114	Grommet holder	1
5	54111	Female fitting	1



Sold on pg. 73

## #54102 Plastic Coupling Assembly for 2" Glass Fitting White Coupler (New Style)

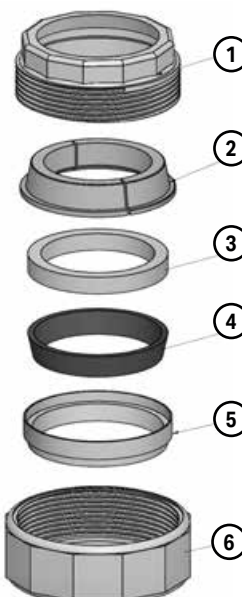
ITEM	PART #	DESCRIPTION	QTY
1	54122	Male fitting	1
2	54123	Rubber grommet	2
3	54319	2" gasket for glass line	1
4	54124	Grommet holder	1
5	54121	Female fitting	1



Sold on pg. 73

## #54104 Plastic Coupling for 3" Glass to Glass Fitting

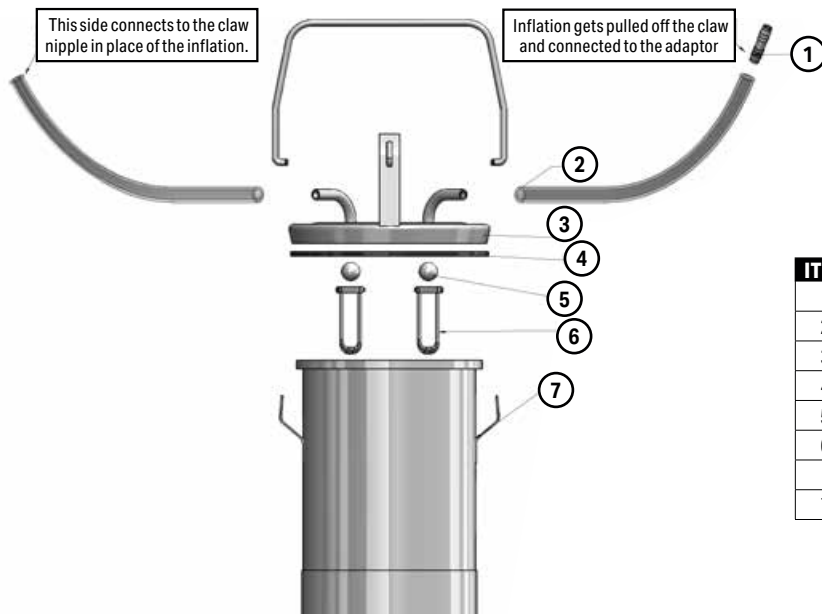
ITEM	PART #	DESCRIPTION	QTY
1	54132	Male fitting for 3" coupling	1
2	54135	White rubber seal for 3" coupling	1
3	54133	Rubber grommet for 3" coupling	2
4	54134	Grommet holder for 3" coupling	1
5	54131	Female fitting for 3" coupling	1



Sold on pg. 73

## #54106 Plastic Coupling for 3" Glass to Stainless Fitting

ITEM	PART #	DESCRIPTION	QTY
1	54132	Male fitting for 3" coupling	1
2	54136	Glass to S/S bushing for 3" coupling	1
3	54135	White rubber seal for 3" coupling	2
4	54133	Rubber grommet for 3" coupling	1
5	54134	Grommet holder for 3" coupling	1
6	54131	Female fitting for 3" coupling	1



Sold on pg. 82

## #30270 Stainless 7.4 Liter Quarter Milker

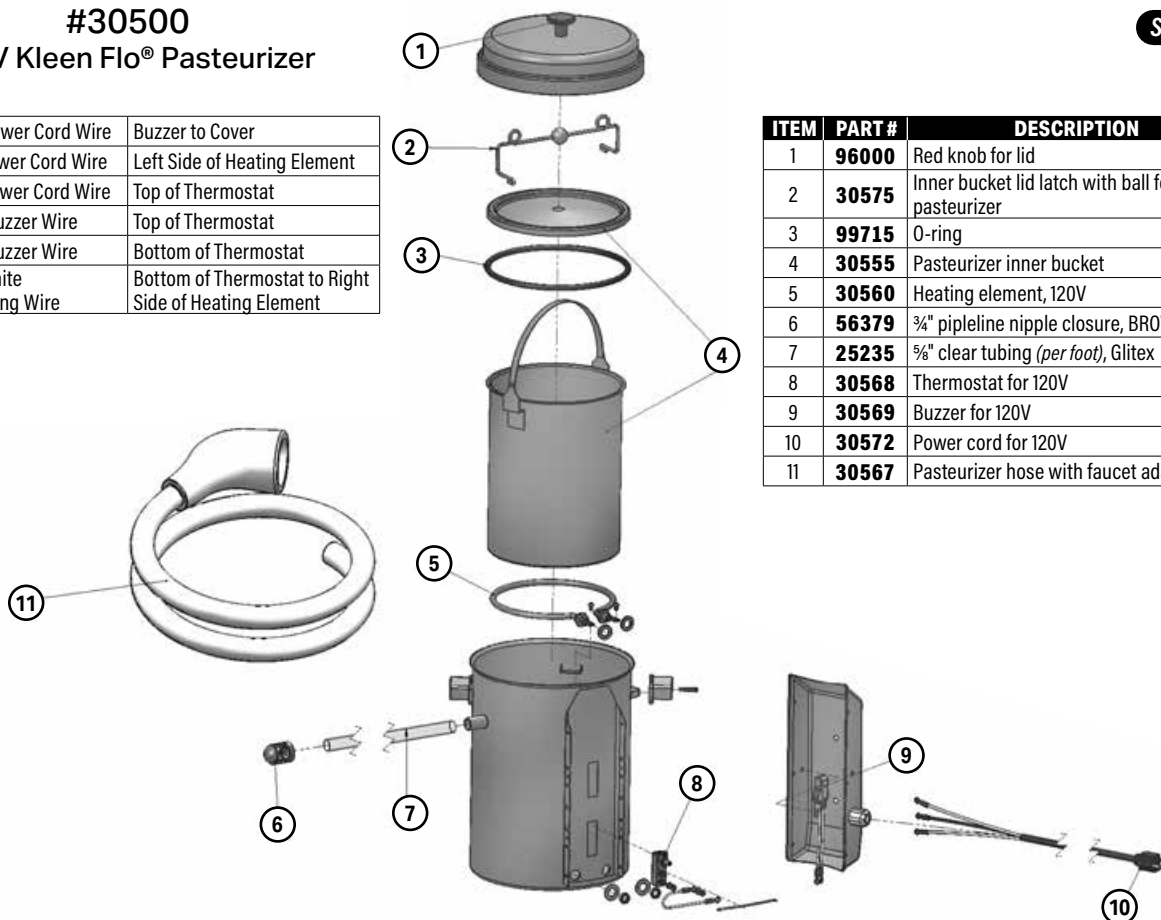
ITEM	PART #	DESCRIPTION	QTY
1	30266	Plastic 3/8" hose connector	1
2	25229	3/8" single clear tubing (Each piece is 2")	2
3	30271	Lid	1
4	25195	Gasket	1
5	35212	3/4" ball only for trap lid	2
6	34013	Cage for stainless trap lid, smaller version	2
	34016	Checkball with cage	2
7	30269	Bucket ONLY	1

## #30500 120V Kleen Flo® Pasteurizer

Sold on pg. 80

Green Power Cord Wire	Buzzer to Cover
Black Power Cord Wire	Left Side of Heating Element
White Power Cord Wire	Top of Thermostat
Yellow Buzzer Wire	Top of Thermostat
Yellow Buzzer Wire	Bottom of Thermostat
Short White Connecting Wire	Bottom of Thermostat to Right Side of Heating Element

ITEM	PART #	DESCRIPTION	QTY
1	96000	Red knob for lid	1
2	30575	Inner bucket lid latch with ball for pasteurizer	1
3	99715	O-ring	1
4	30555	Pasteurizer inner bucket	1
5	30560	Heating element, 120V	1
6	56379	3/4" pipeline nipple closure, BROWN	1
7	25235	5/8" clear tubing (per foot), Glitex	1
8	30568	Thermostat for 120V	1
9	30569	Buzzer for 120V	1
10	30572	Power cord for 120V	1
11	30567	Pasteurizer hose with faucet adapter	1

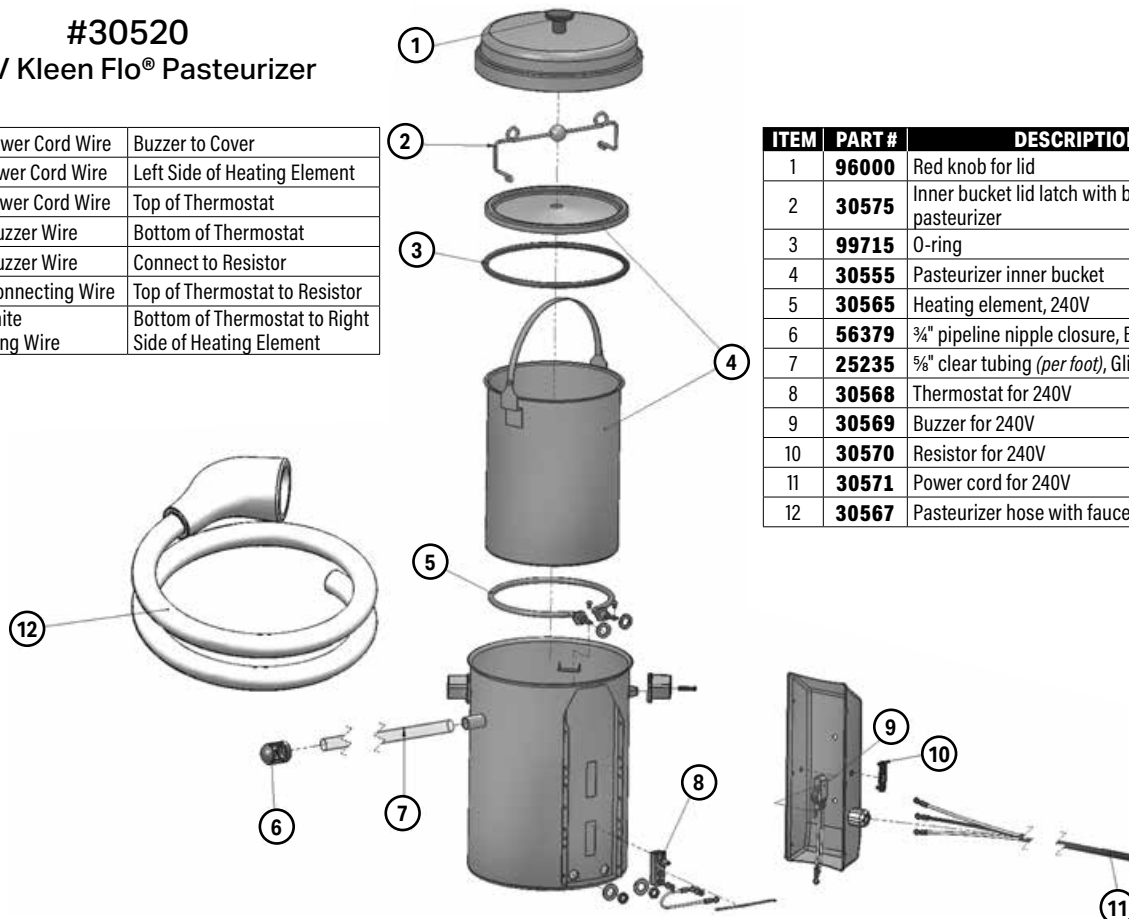


## #30520 240V Kleen Flo® Pasteurizer

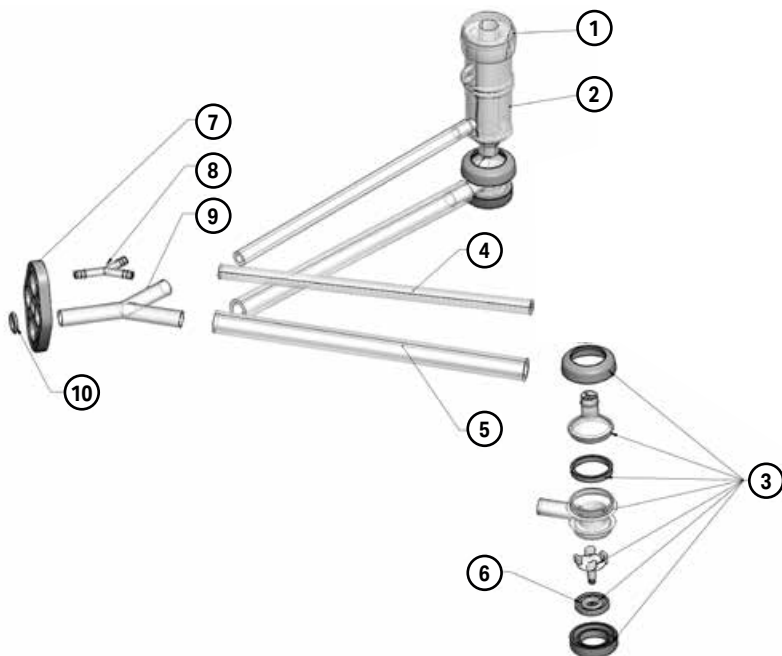
Sold on pg. 80

Green Power Cord Wire	Buzzer to Cover
Black Power Cord Wire	Left Side of Heating Element
White Power Cord Wire	Top of Thermostat
Yellow Buzzer Wire	Bottom of Thermostat
Yellow Buzzer Wire	Connect to Resistor
Yellow Connecting Wire	Top of Thermostat to Resistor
Short White Connecting Wire	Bottom of Thermostat to Right Side of Heating Element

ITEM	PART #	DESCRIPTION	QTY
1	96000	Red knob for lid	1
2	30575	Inner bucket lid latch with ball for pasteurizer	1
3	99715	O-ring	1
4	30555	Pasteurizer inner bucket	1
5	30565	Heating element, 240V	1
6	56379	3/4" pipeline nipple closure, BROWN	1
7	25235	5/8" clear tubing (per foot), Glitex	1
8	30568	Thermostat for 240V	1
9	30569	Buzzer for 240V	1
10	30570	Resistor for 240V	1
11	30571	Power cord for 240V	1
12	30567	Pasteurizer hose with faucet adapter	1



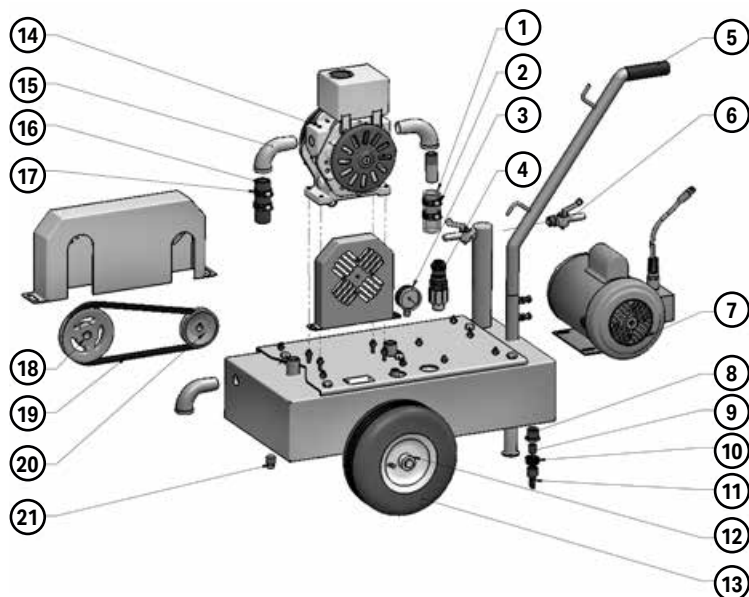
Sold on pg. 91



## #63104 Classic Milking Unit for Goats With ITP 207 Valves

ITEM	PART #	DESCRIPTION	QTY
1	63157	Silicone goat liner	1
2	63010	Clear plastic goat shell	1
3	63270	ITP 207 automatic shutoff valve	2
4	63165	Air hose	2
5	63166	Milk hose	2
6	63272	ITP 207 Diaphragm	2
7	63162	Tube assembly holder	1
8	63534	Vacuum Y	1
9	63161	Y piece for 1/2 to 5/8 milk hose	1
10	63163	Tubing holder ring (Large)	1

Sold on pg. 93



## #70100 Deluxe Model Portable Pump ONLY

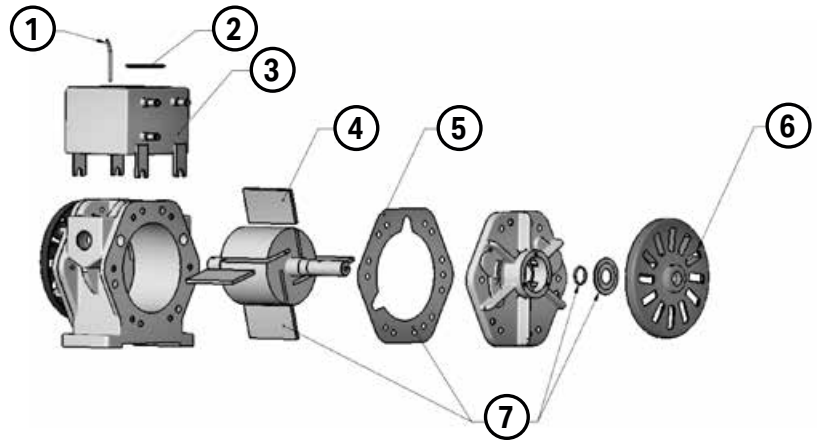
ITEM	PART #	DESCRIPTION	QTY
1	25237	1" CLEAR tubing, Glitex	1
2	NS70100-4	1 3/4" hose clamp	2
3	67224	Small vacuum gauge, 2"	1
4	67223	Vacuum release valve	1
5	NS70100-17	1" x 4 1/2" black vinyl nubbed grip	1
6	23855	Straight 3/8" level stallcock	2
7	67125	U.S. Electric 1 HP, 1800 RPM motor, 56 frame	1
8	65808	3/4" x 3/8" hex bushing	1
9	65540	3/8" x close galvanized nipple	1
10	NS17780-5	1 1/8" clamp	1
11	18037	Duckbill drain	1
12	NS70100-1	Shaft collar	2
13	70104	10" air tire for deluxe unit	2
14	70105	1 HP Conde #3 pump head, with oiler	1
15	65724	3/4" galvanized 90 deg street elbow	3
16	NS70100-20	Portable pump hose - 1" diameter	1
17	NS70100-7	1 1/2" hose clamp	2
18	65071	MA50X34 Pulley	1
19	65069	A-32 Belt	1
20	65070	MA35X58 Pulley	1
21	66004	1/2" steel square head plug	1



Sold on pg. 93

## #70105 1 HP Conde #3 Pump Head with Oiler

ITEM	PART #	DESCRIPTION	QTY
1	70109	Wick	1
2	70103	Rubber oil plug with vent	1
3	70097	Oil reservoir with hoses	1
4	70107	Vane for Conde #3 pump	4
5	70098	Endplate gasket	2
6	70108	Metal fan	2
7	70106	Rebuild kit	

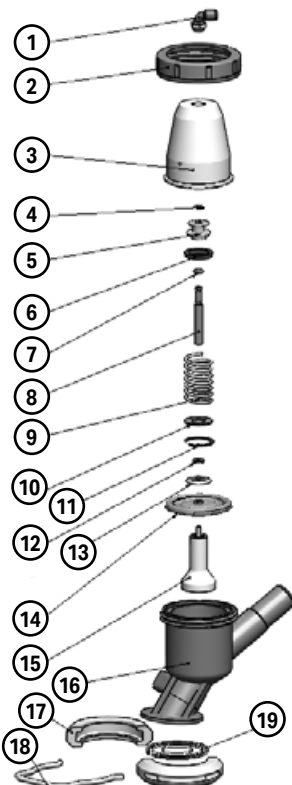


ILLUSTRATIONS

Sold on pg. 128

## #91942 Replacement Air Visoflow Sensor Assembly

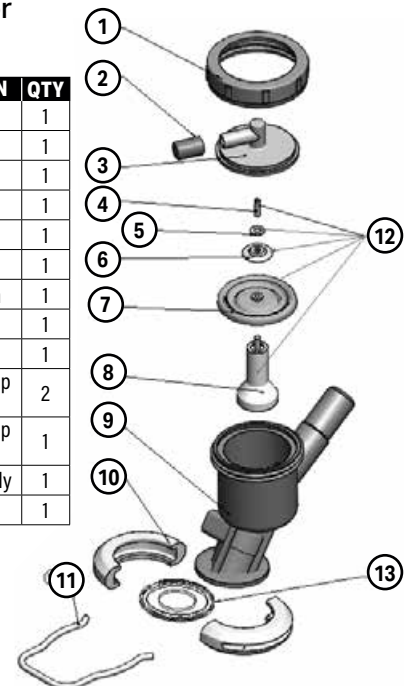
ITEM	PART #	DESCRIPTION	QTY
1	NS2577	¼ x ½ Male elbow	1
2	91845	Nut	1
3	91951	Air top ONLY	1
4	20508	E-clip	1
5	91952	Spool insert	1
6	91957	U-cup	1
7	91958	O-ring	1
8	91953	Air stem	1
9	91954	Spring	1
10	NS5484	Flat washer	1
11	91956	Retaining ring	1
12	91977	Washer	1
13	91973	Plastic washer	1
14	99751	Clear diaphragm	1
15	91946	Plunger ONLY	1
16	91940	Sensor body	1
17	99175	Breakaway clamp (Half)	2
18	99177	Breakaway clamp spring	1
19	99185	Silicone gasket	1



Sold on pg. 128

## #91941 Replacement Vacuum Visoflow Sensor Assembly

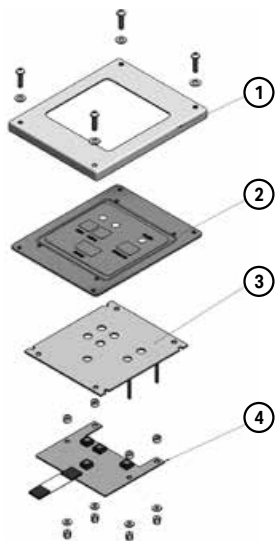
ITEM	PART #	DESCRIPTION	QTY
1	91845	Nut	1
2	91991	Sealing cap	1
3	91846	Top valve cover	1
4	91975	Plunger nut	1
5	91977	Washer	1
6	91973	Plastic washer	1
7	99751	Clear diaphragm	1
8	91946	Plunger ONLY	1
9	91940	Sensor body	1
10	99175	Breakaway clamp (Half)	2
11	99177	Breakaway clamp spring	1
12	91945	Plunger assembly	1
13	99185	Silicone gasket	1



Sold on pg. 122

## #85035 E-Zee Keypad with S.S. Cover and Adaptor Board for SST#2

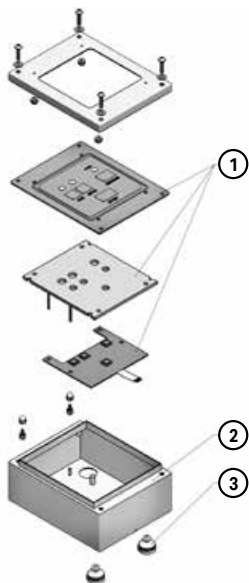
ITEM	PART #	DESCRIPTION	QTY
1	<b>85093</b>	Stainless lid	1
2	<b>85070</b>	E-Zee keypad	1
3	<b>85083</b>	Stainless plate	1
4	<b>85076</b>	Adaptor board	1



Sold on pg. 122

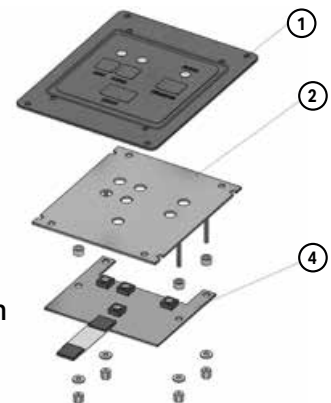
## #98771 Deeper Box and Cover for SST#2, with Keypad

ITEM	PART #	DESCRIPTION	QTY
1	<b>85020</b>	E-Zee Keypad with adaptor board	1
2	<b>98769</b>	Deeper box & cover	1
3	<b>98764</b>	Cable grommet	2



## #85020 E-Zee Keypad with Adaptor Board for SST#2

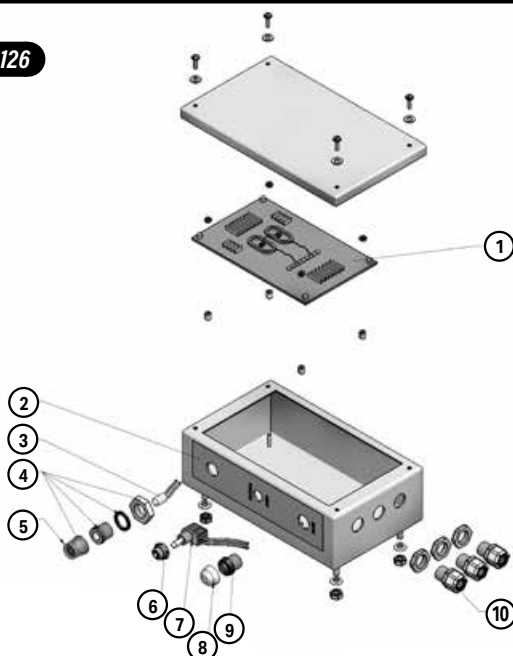
ITEM	PART #	DESCRIPTION	QTY
1	<b>85070</b>	E-Zee Keypad	1
2	<b>85083</b>	Stainless plate	1
3	<b>85076</b>	Adaptor board	1



Sold on pg. 126

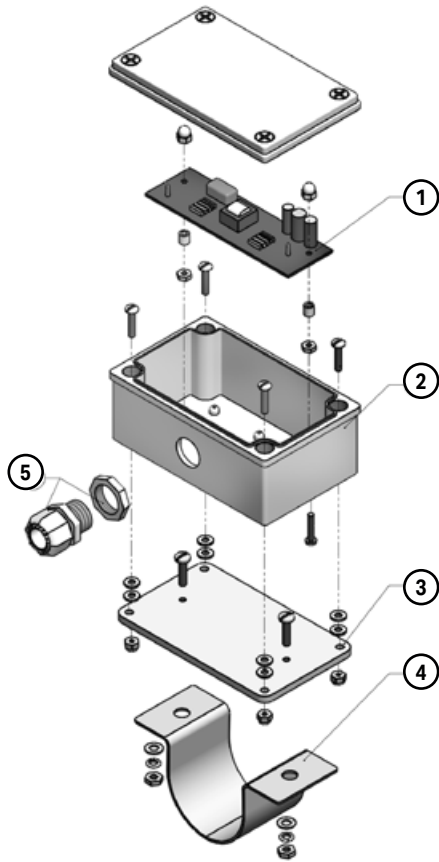
## #91851 Replacement WF Style Box, Side Switches With #85350 Board

ITEM	PART #	DESCRIPTION	QTY
1	<b>85350</b>	Board	1
2	<b>92561</b>	Cord grip, PG9	3
3	<b>91823</b>	Label	1
4	<b>85352</b>	LED bulb	1
5	<b>91840</b>	Red lens assembly	1
6	<b>91841</b>	Red lens	1
7	<b>91838</b>	Water tight toggle switch cover	1
8	<b>91835</b>	Heavy-duty toggle switch	1
9	<b>91831</b>	Push button cover	1
10	<b>91830</b>	Push button	1



Sold on pg. 130

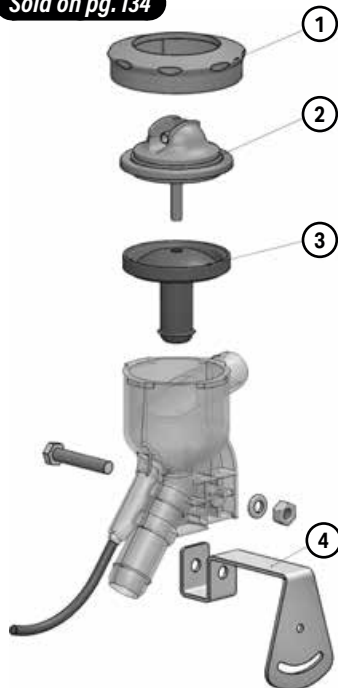
## #92279 Sensor Interface Assembly



ITEM	PART #	DESCRIPTION	QTY
1	92280	Sensor interface board	1
2	92278	Box	1
3	92276	Mounting plate	1
4	91806	Mounting bracket	1
5	92563	Cord grip, PG 13.5	1

## #91750 Hi Flow Sensor Assembly, ITP

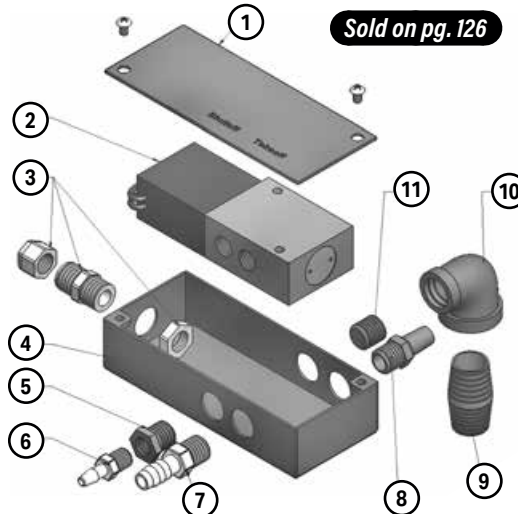
Sold on pg. 134



ITEM	PART #	DESCRIPTION	QTY
1	91756	Nut	1
2	91755	Sensor top cap, ITP	1
3	91757	Diaphragm	1
4	91763	Sensor bracket	1

## #91785 Replacement Reversing Valve with Stainless Enclosure

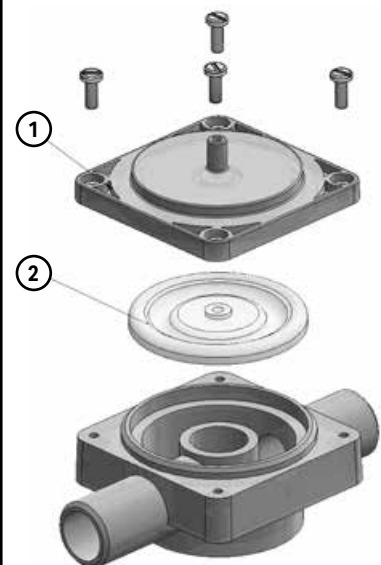
Sold on pg. 126



ITEM	PART #	DESCRIPTION	QTY
1	91796	Stainless lid	1
1	91790	Stainless box with lid (Includes: 1 & 4)	1
2	99777	Solenoid	1
3	92561	Cord grip, PG 9	1
4	91795	Stainless box	1
5	65800	1/4" x 1/8" hex bushing	1
6	92806	3/16" hose x 1/8" NPT nylon barbed male connector	1
7	92828	3/8" hose x 1/4" NPT nylon male connector	1
8	99719	Metal filter muffler	1
9	65561	1/2" x 1 1/2" galvanized nipple	1
10	NS2939	1/2" x 1/4" elbow	1
11	65520	1/4" x close galvanized nipple	1

## #78490 Plastic Vacuum Operated Shutoff Valve (Radel) for 5/8" & 3/4" Hose

Sold on pg. 136

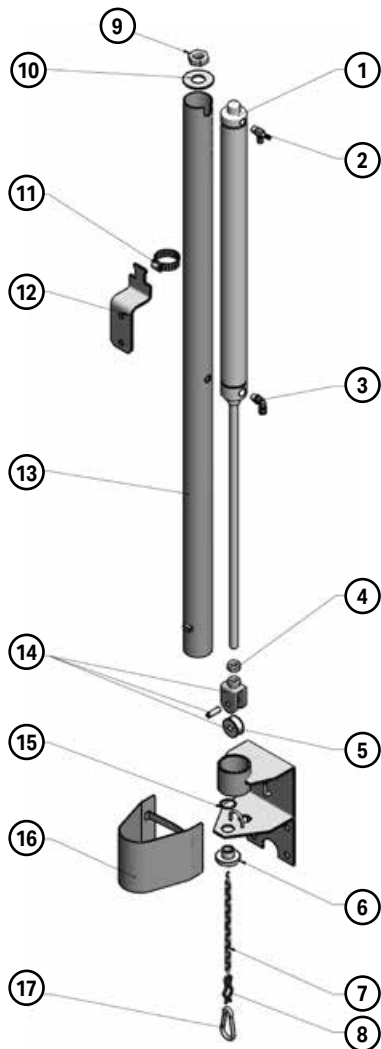


ITEM	PART #	DESCRIPTION	QTY
1	78493	Cover	1
2	99751	Clear diaphragm	1

Sold on pgs. 116 & 137

## #99808

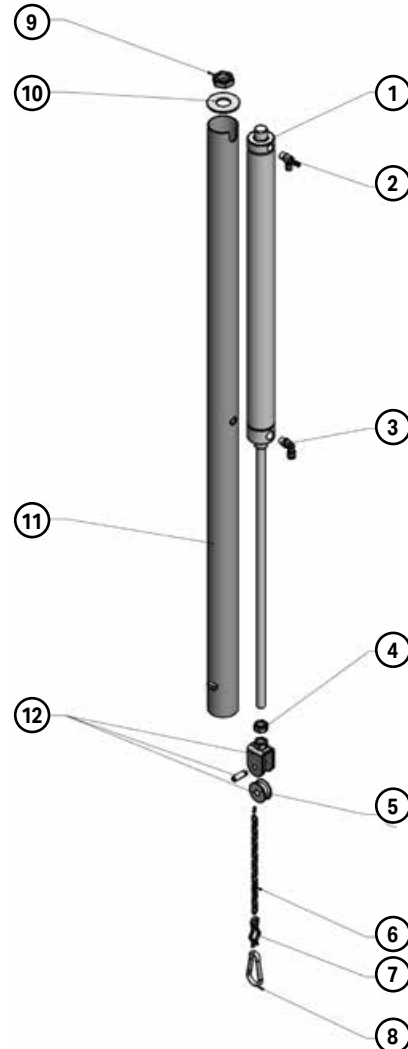
### Replacement BM Style Air Cylinder Assembly With Mounting Brackets, Complete



ITEM	PART #	DESCRIPTION	QTY
1	<b>99771</b>	18" replacement air cylinder	1
2	<b>NS2567</b>	5/32 x 1/8 Flow control	1
3	<b>NS2578</b>	5/32 x 1/8 Male elbow	1
4	<b>99768</b>	7/16" x 20" stainless hex jam nut	1
5	<b>92475</b>	Pulley	1
6	<b>99807</b>	White bushing	1
7	<b>99804</b>	Stainless 50" chain	1
8	<b>96087</b>	Stainless breakaway clip	1
9	<b>99767</b>	3/4" x 16 stainless hex jam nut	1
10	<b>99766</b>	3/4" x 17/8 stainless flat washer	1
11	<b>99744</b>	Stainless hose clamp	1
12	<b>99740</b>	Mounting bracket	1
13	<b>99806</b>	Pipe for 18" air cylinder	1
14	<b>99805</b>	Pulley assembly	1
15	<b>99729</b>	Stainless retaining ring	1
16	<b>10070</b>	Shield	1
17	<b>96012</b>	Stainless steel snap, small	1

## #99809

### Replacement BM Style Air Cylinder Assembly Less Mounting Brackets




ITEM	PART #	DESCRIPTION	QTY
1	<b>99771</b>	18" replacement air cylinder	1
2	<b>NS2567</b>	5/32 x 1/8 Flow control	1
3	<b>NS2578</b>	5/32 x 1/8 Male elbow	1
4	<b>99768</b>	7/16" x 20 stainless hex jam nut	1
5	<b>92475</b>	Pulley	1
6	<b>99804</b>	Stainless 50" chain	1
7	<b>96087</b>	Stainless breakaway clip	1
8	<b>96012</b>	Stainless steel snap, small	1
9	<b>99767</b>	3/4" x 16 stainless hex jam nut	1
10	<b>99766</b>	3/4" x 17/8 stainless flat washer	1
11	<b>99806</b>	Pipe for 18" air cylinder	1
12	<b>99805</b>	Pulley assembly	1



Sold on pgs. 122 & 137


## #98721 Replacement DL Style Cylinder

ITEM	PART #	DESCRIPTION	QTY
1	<b>92825</b>	3/8" hose x 3/8" NPT nylon made connector	1
2	<b>98734</b>	Piston	1
3	<b>98735</b>	Seal	1
4	<b>92241</b>	Bottom cap	1
5	<b>98790</b>	Rope	1
6	<b>96087</b>	Stainless breakaway clip	1
7	<b>96012</b>	Small stainless steel snap	1



## #98731 Replacement DL Style Cylinder with Chain

ITEM	PART #	DESCRIPTION	QTY
1	<b>92825</b>	3/8" hose x 3/8" NPT nylon male connector	1
2	<b>98736</b>	Piston	1
3	<b>98735</b>	Seal	1
4	<b>92239</b>	Cylinder bottom	1
5	<b>96030</b>	Stainless steel chain	1
6	<b>96087</b>	Small stainless steel snap	1
7	<b>96012</b>	Stainless steel breakaway clip	1



ILLUSTRATIONS

Sold on pgs. 128 & 137

## #91860 Replacement WF Style Cylinder with Leather Sleeve

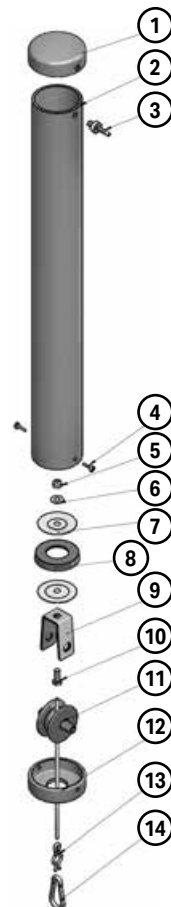
ITEM	PART #	DESCRIPTION	QTY
1	<b>91862</b>	Top cap	1
2	<b>91861</b>	O-ring	1
3	<b>91863</b>	Washer for top cap	1
4	<b>99747</b>	Leather sleeve for top cap	1
5	<b>91867</b>	Spring	1
6	<b>91865</b>	Piston	1
7	<b>91820</b>	Cylinder bottom	1
8	<b>98790</b>	Rope	1
9	<b>96087</b>	Stainless breakaway clip	1
10	<b>96012</b>	Small stainless steel snap	1



Sold on pgs. 127 & 137

## #91662 Replacement PVC Cylinder for Stimopulse MA

ITEM	PART #	DESCRIPTION	QTY
1	<b>92806</b>	3/16" hose x 1/8" NPT nylon barbed fitting	1
2	<b>91235</b>	Seal	1
3	<b>96087</b>	Stainless breakaway clip	1
4	<b>96012</b>	Stainless steel snap, small	1



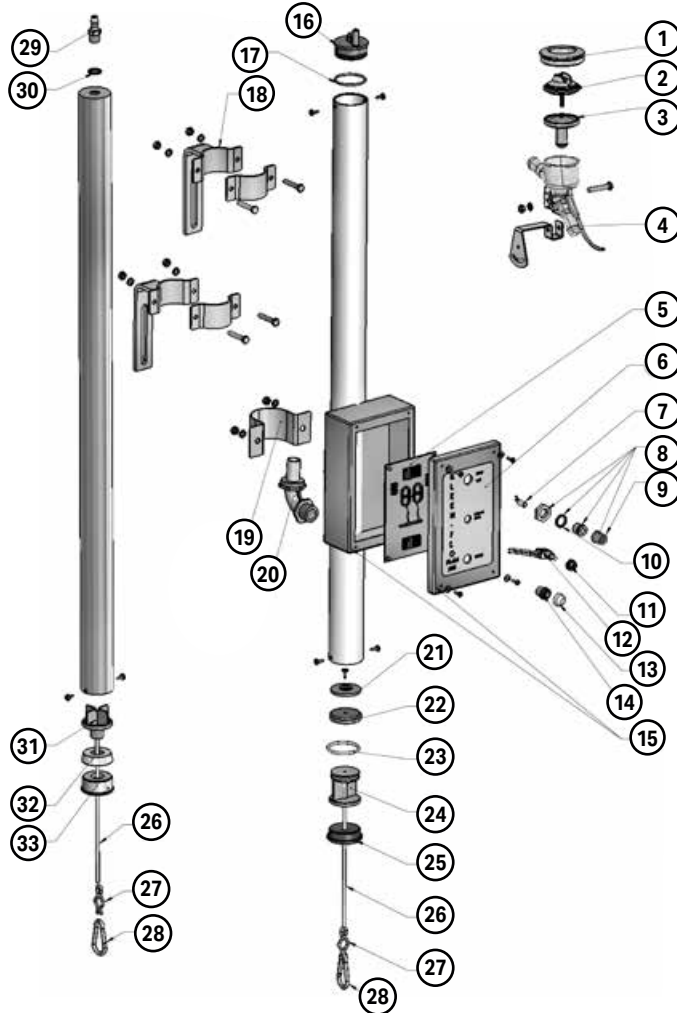
Sold on pgs. 134 & 135

## #91725

Kleen Flo® Stainless Takeoff Assembly,  
with 98721 Stainless Cylinder, with Model 500 Hi Flow Swirl Sensor

## #91737

Kleen Flo® Stainless Takeoff Assembly,  
with 91860 Stainless Cylinder, with Model 500 Hi Flow Swirl Sensor

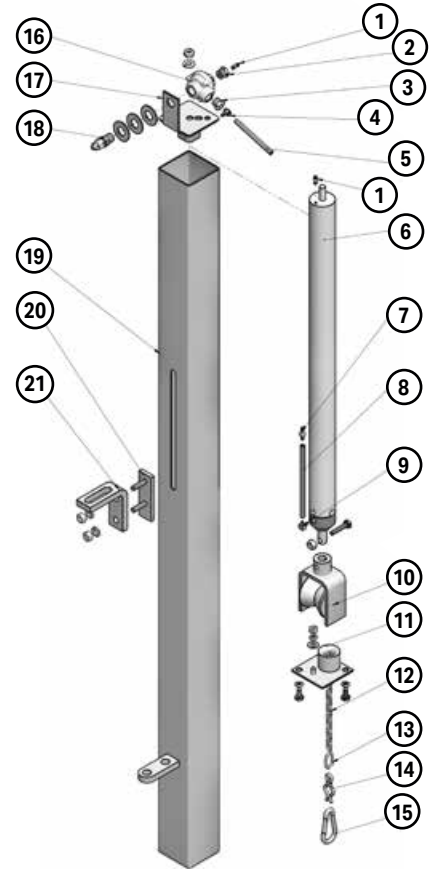


ITEM	PART #	DESCRIPTION	QTY	ITEM	PART #	DESCRIPTION	QTY
1	91756	Nut	1	19	91806	Mounting bracket	1
2	91755	Sensor top cap	1	20	91887	90 degree conduit elbow	1
3	91757	Diaphragm	1	21	91863	Washer for top of piston	1
4	91763	Sensor bracket	1	22	99747	Leather sleeve for piston	1
	91750	Hi flow sensor assembly, ITP (Includes: 1-4)	1	23	91867	Spring for piston	1
5	91710	Circuit board	1	24	91865	Piston for cylinder	1
6	91745	Blue label	1	25	91820	Bottom for cylinder	1
7	85352	LED bulb	1	26	98790	3/8" nylon rope	1
8	91840	Red lens assembly	1	27	96087	Stainless breakaway clip	1
9	91841	Red lens	1	28	96012	Stainless steel snap, small	1
10	NS2822	O-ring for light body	1		91860	Stainless cylinder assembly WF Style (Includes: 16, 17, 21, 2& 8)	1
11	91838	Water tight toggle switch cover	1	29	92825	3/8" hose x 3/8" NPT nylon male connector	1
12	91835	Heavy-duty toggle switch	1	30	NS2822	O-ring	1
13	91831	Push button cover	1	31	98734	Piston for cylinder	1
14	91830	Push button	1	32	98735	Seal for piston	1
15	NS10480	Stainless takeoff box	1	33	92241	Bottom for cylinder	
16	91862	Top cap	1		98721	Stainless cylinder assembly DL style (Includes: 26-33)	
17	NS2800	O-ring for top cap	1				
18	91805	Stainless cylinder bracket	2				

Sold on pg. 137

## #96089

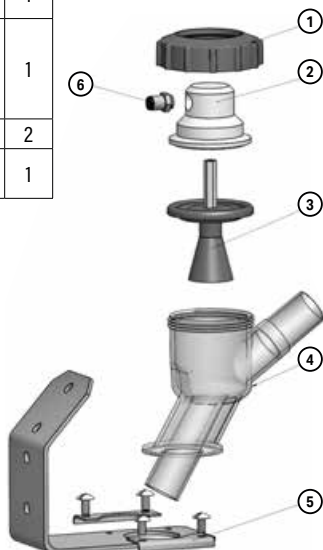
Chain Cylinder  
(Model E)



ITEM	PART #	DESCRIPTION	QTY
1	96055	1/2" thread x 1/8" barb	2
2	96034	1/8" NPT to 1/2" brass bushing	1
3	96035	1/4" NPT to 1/2" brass bushing	1
4	NS2784	1/2" x 1/8" barb adjustable elbow	1
5	96011	1/8" red tubing	3"
6	96189	Cylinder	1
7	96129	1/8" hose menders	1
8	96006	1/8" blue tubing	30"
9	NS2789	1/8" NPT x 1/8" tube elbow	1
10	96190	Pulley assembly	1
11	96192	Bottom cap	1
12	96138	Stainless steel chain	53"
13	98782	Large split link	2
14	96087	Stainless steel breakaway clip	1
15	96012	Stainless steel snap, small	1
16	96112	EV 125 quick exhaust valve	1
17	96191	Top cap	1
18	96049	1/4" adjustable muffler	1
19	96193	Stainless steel square tube assembly	1
20	96194	Mounting bracket plate	1
21	NS2121	L bracket	1

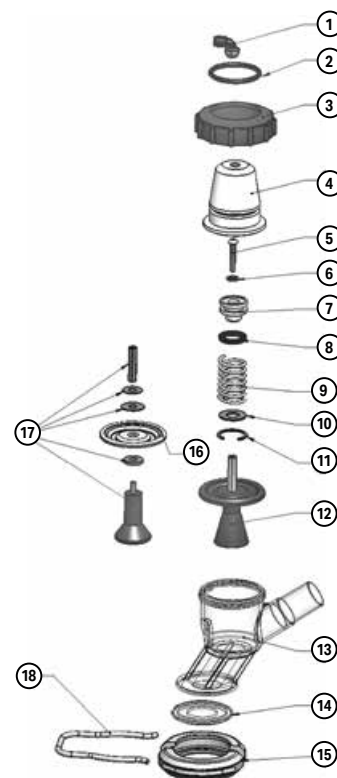
## #99152 Radel Curb Mount Shutoff Assembly Vacuum Operated

ITEM	PART #	DESCRIPTION	QTY
1	99889	Nut	1
2	99883	Vacuum top	1
3	99875	N/S plunger assembly	1
4	99144	Radel body only for shutoff, curb mount style	1
5	99817-1	Side clip	2
6	NS2570	5/32 X 1/8 male connector	1



## #99160 Replacement Air Shutoff Assembly, 3/4"

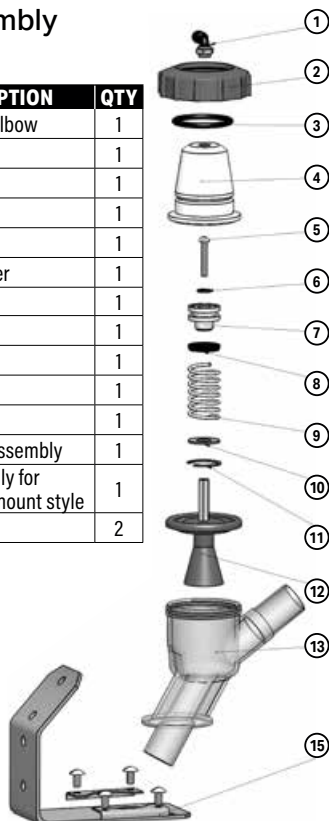
ITEM	PART #	DESCRIPTION	QTY
1	NS2578	5/32 X 1/8 male elbow	1
2	99168	O-ring	1
3	99889	Blue nut	1
4	99162	Shutoff top only	1
5	99166	Top screw	1
6	99170	Sealing washer	1
7	99163	Insert	1
8	99169	U-cup	1
9	99167	Spring	1
10	99165	Flat washer	1
11	99164	Snap ring	1
12	99875	Plunger (one piece)	1
	99155	Air top assembly (Includes: 1-12)	
13	99146	Radel body ONLY	1
14	99185	Silicone gasket	1
15	99175	Breakaway clamp half ONLY	2
16	99751	Clear diaphragm	1
17	99886	Plunger less diaphragm	1
	99885	Plunger assembly (Includes: 16 & 17)	
18	99177	Breakaway clamp spring ONLY	1
	99180	Breakaway clamp kit for shutoff (Includes: 14, 15, & 18)	



Sold on pg. 121

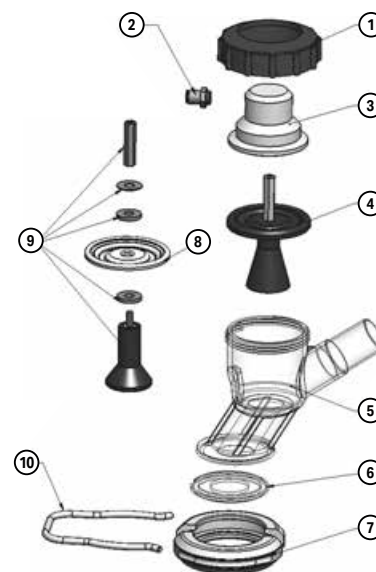
## #99158 3/4" Radel Curb Mount Shutoff Assembly Air Operated

ITEM	PART #	DESCRIPTION	QTY
1	NS2578	5/32 X 1/8 male elbow	1
2	99889	Nut	1
3	99168	O-ring	1
4	99162	Air shutoff top	1
5	99166	Screw	1
6	99170	Sealing washer	1
7	99163	Insert for top	1
8	99169	U cup seal	1
9	99167	Spring	1
10	99165	Flat washer	1
11	99164	Snap ring	1
12	99875	N/S plunger assembly	1
13	99144	Radel body only for shutoff, curb mount style	1
14	99817-1	Side clip	2



## #99150 Replacement Vacuum Shutoff Assembly, 3/4"

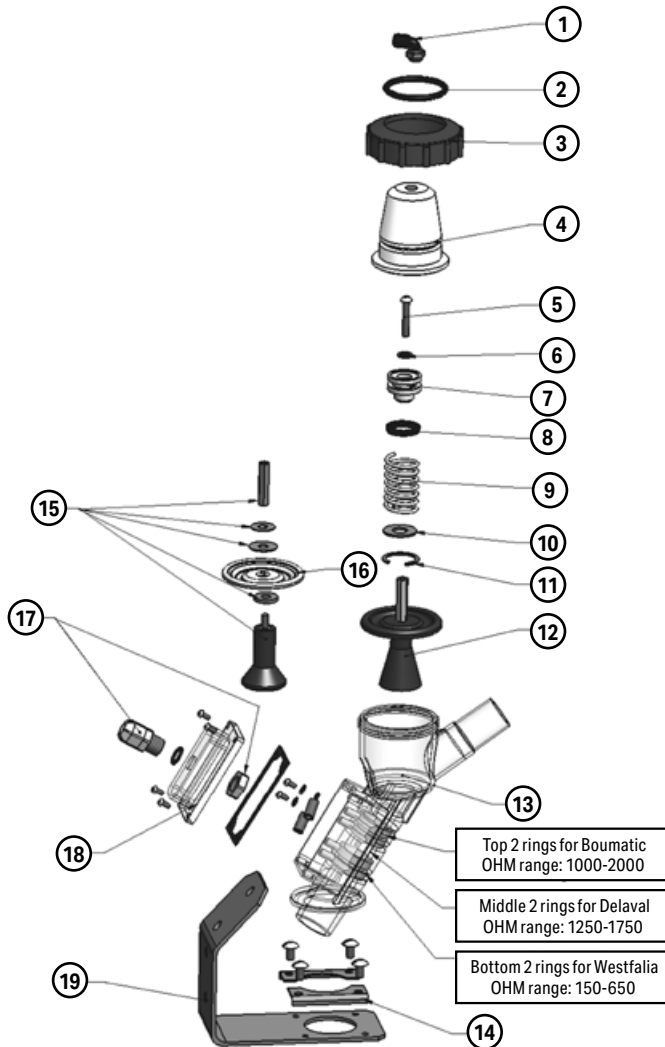
ITEM	PART #	DESCRIPTION	QTY
1	99889	Blue nut	1
2	NS2570	5/32 X 1/8 male connector	1
3	99883	Vacuum top	1
4	99875	Plunger (one piece)	1
	99148	Vacuum top assembly (Includes: 1-4)	
5	99146	Radel body ONLY	1
6	99185	Silicone gasket	1
7	99175	Breakaway clamp half ONLY	2
8	99751	Clear diaphragm	1
9	99886	Plunger less diaphragm	1
	99885	Plunger assembly (Includes: 8 & 9)	
10	99177	Breakaway clamp spring only	1
	99180	Breakaway clamp kit for shutoff (Includes: 6, 7, & 10)	



Sold on pg. 120

## #99882

### Curb Mount Kleen Flo® Air Sensor Assembly, 3/4"

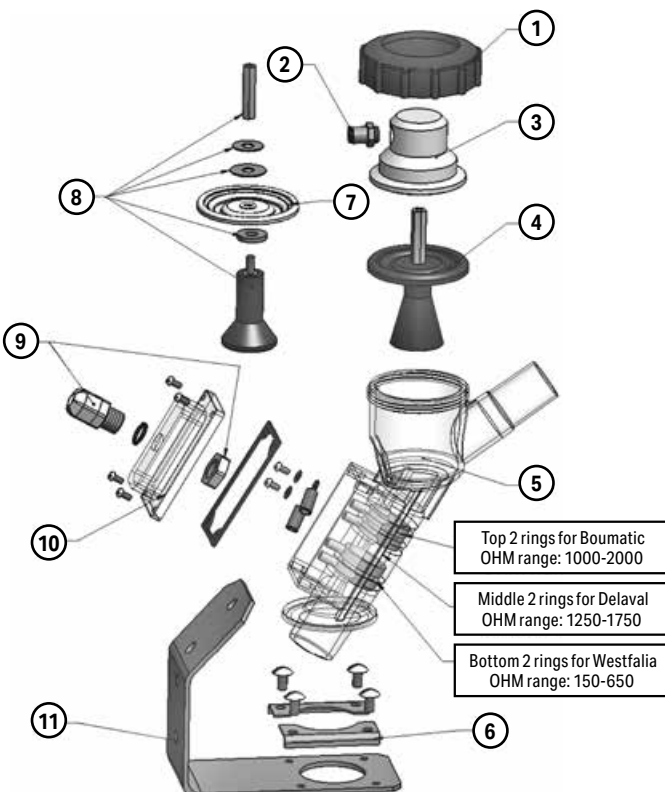


ITEM	PART #	DESCRIPTION	QTY
1	<b>NS2578</b>	5/32 X 1/8 male elbow	1
2	<b>99168</b>	O-ring	1
3	<b>99889</b>	Blue nut	1
4	<b>99162</b>	Shutoff top ONLY	1
5	<b>99166</b>	Top screw	1
6	<b>99170</b>	Sealing washer	1
7	<b>99163</b>	Insert	2
8	<b>99169</b>	U-cup	1
9	<b>99167</b>	Spring	1
10	<b>99165</b>	Flat washer	1
11	<b>99164</b>	Snap ring	1
12	<b>99875</b>	Plunger (One piece)	1
	<b>99155</b>	Air top assembly (Includes: 1-12)	
13	<b>99880</b>	Curb mount sensor body (Includes cover)	1
14	<b>99817-1</b>	Side clip for 99817 bracket	2
15	<b>99886</b>	Plunger less diaphragm	1
16	<b>99751</b>	Clear diaphragm	1
	<b>99885</b>	Plunger assembly (Includes 15 & 16)	1
17	<b>92294</b>	Cord grip	1
18	<b>99879</b>	Plastic terminal cover only	1
19	<b>99817</b>	Mounting bracket assembly Includes: 1 & 4)	1

Sold on pg. 120

## #99881

### Curb Mount Kleen Flo® Vacuum Sensor Assembly, 3/4"

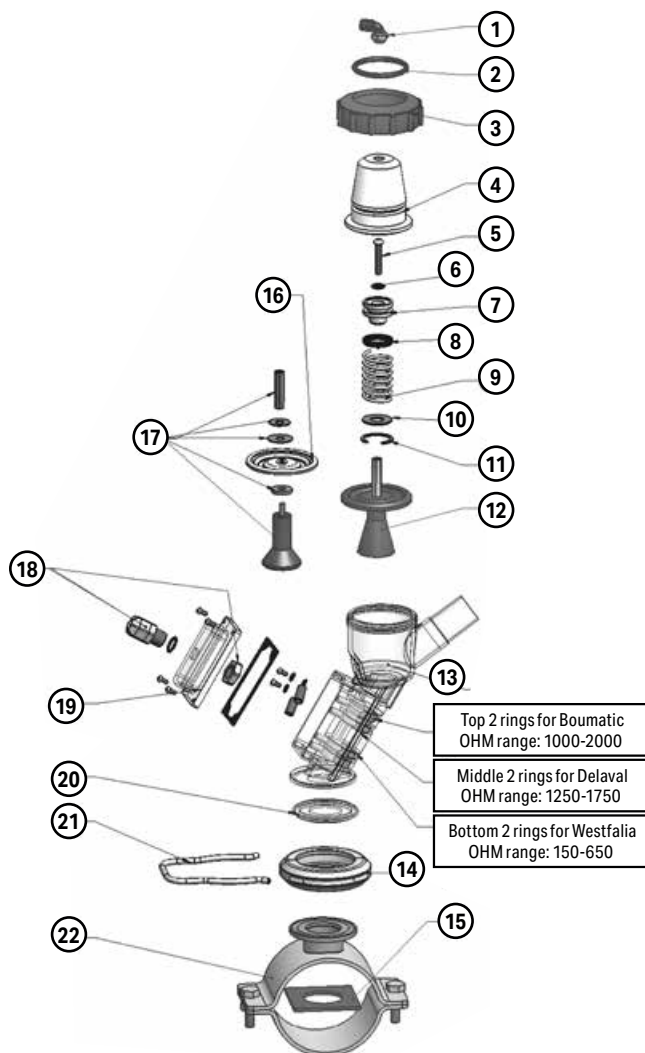


ITEM	PART #	DESCRIPTION	QTY
1	<b>99889</b>	Blue nut	1
2	<b>NS2570</b>	5/32 X 1/8 male connector	1
3	<b>99883</b>	Vacuum top	1
4	<b>99875</b>	Plunger (One piece)	1
	<b>99148</b>	Vacuum top assembly (Includes: 1-4)	
5	<b>99880</b>	Curb mount sensor body (Includes cover)	1
6	<b>99817-1</b>	Side clip for 99817 bracket	2
7	<b>99751</b>	Clear diaphragm	1
8	<b>99886</b>	Plunger less diaphragm	1
	<b>99885</b>	Plunger assembly (Includes: 7 & 8)	
9	<b>92294</b>	Cord grip	1
10	<b>99879</b>	Plastic terminal cover ONLY	1
11	<b>99817</b>	Mounting bracket assembly (Includes: 6)	1



Sold on pg. 120

## #99876 3" Line Mount Kleen Flo® Air Sensor Assembly, 3/4"

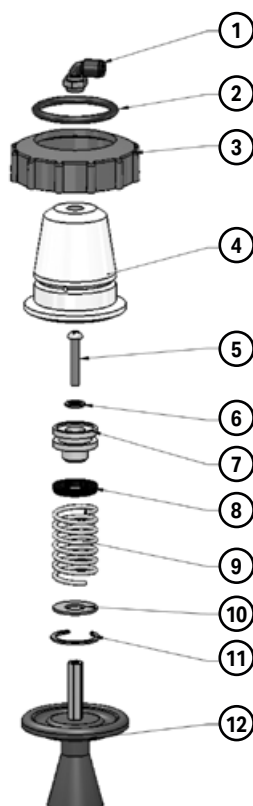


ITEM	PART #	DESCRIPTION	QTY
1	<b>NS2578</b>	5/32 X 1/8 male elbow	1
2	<b>99168</b>	O-ring	1
3	<b>99889</b>	Blue nut	1
4	<b>99162</b>	Shutoff top only	1
5	<b>99166</b>	Top screw	1
6	<b>99170</b>	Sealing washer	1
7	<b>99163</b>	Insert	2
8	<b>99169</b>	U-cup	1
9	<b>99167</b>	Spring	1
10	<b>99165</b>	Flat washer	1
11	<b>99164</b>	Snap ring	1
12	<b>99875</b>	Plunger ( <i>One piece</i> )	1
	<b>99155</b>	Air top assembly ( <i>Includes:1-12</i> )	
13	<b>99878</b>	Line mount sensor body ( <i>Includes cover</i> )	1
14	<b>99175</b>	Breakaway clamp half ONLY	2
15	<b>91811</b>	Gasket for 3" stainless milk line clamp	1
16	<b>99751</b>	Clear diaphragm	1
17	<b>99886</b>	Plunger less diaphragm	1
	<b>99885</b>	Plunger assembly ( <i>Includes: 8 &amp; 9</i> )	
18	<b>92294</b>	Cord grip	1
19	<b>99879</b>	Plastic terminal cover ONLY	1
20	<b>99185</b>	Replacement silicone gasket	1
21	<b>99175</b>	Breakaway clamp spring ONLY	1
22	<b>91810</b>	Stainless 3" milk line clamp, with gasket	1

ILLUSTRATIONS

Sold on pg. 121

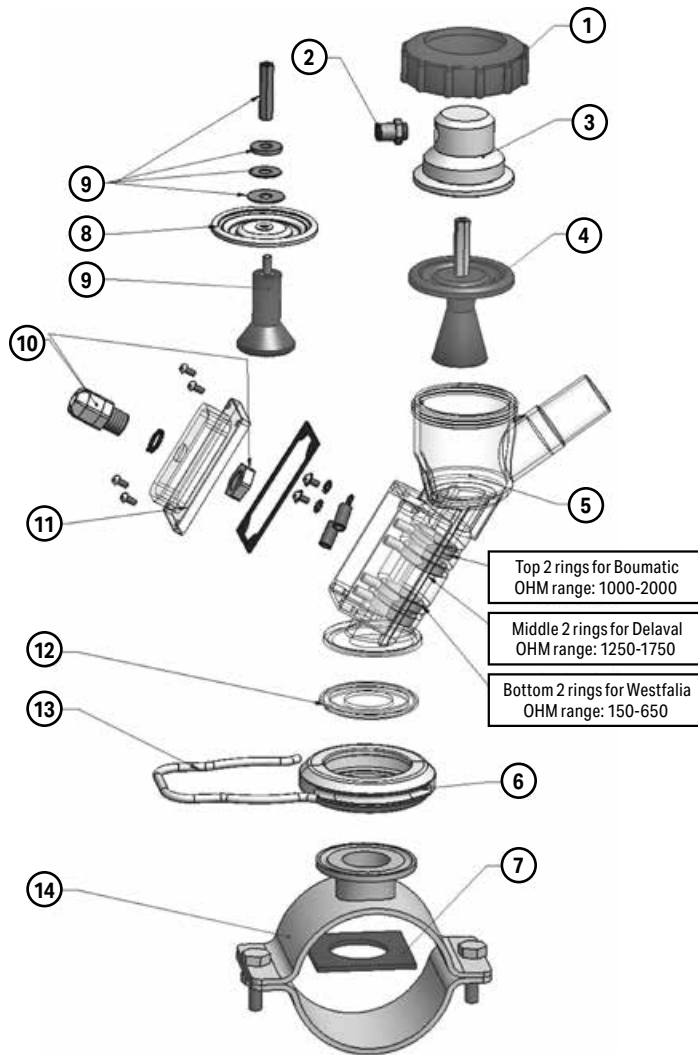
## #99155 Replacement Air Top Assembly



ITEM	PART #	DESCRIPTION	QTY
1	<b>NS2578</b>	5/32 X 1/8 mail elbow	1
2	<b>99168</b>	O-ring	1
3	<b>99889</b>	Blue nut	1
4	<b>99162</b>	Shutoff top only	1
5	<b>99166</b>	Top screw	1
6	<b>99170</b>	Sealing washer	1
7	<b>99163</b>	Insert	1
8	<b>99169</b>	U-cup	1
9	<b>99167</b>	Spring	1
10	<b>99165</b>	Flat washer	1
11	<b>99164</b>	Snap ring	1
12	<b>99875</b>	Plunger ( <i>one piece</i> )	1

Sold on pg. 120

## #99877 3" Line Mount Kleen Flo® Vacuum Sensor Assembly, 3/4"

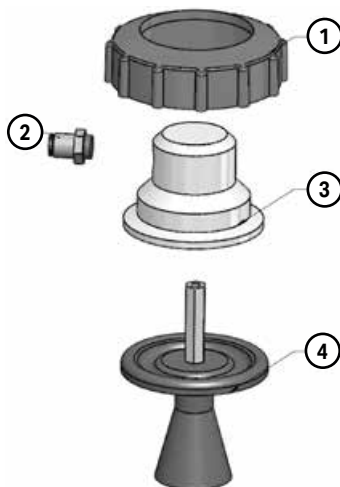


ITEM	PART #	DESCRIPTION	QTY
1	99889	Blue nut	1
2	NS2570	5/32 x 1/8 male connector	1
3	99883	Vacuum top	1
4	99875	Plunger (One piece)	1
	99148	Vacuum top assembly (Includes: 1-4)	
5	99878	Line mount sensor body (Includes cover)	1
	99175	Breakaway clamp half ONLY	2
6	99180	Breakaway clamp kit for sensor / shutoff	
7	91811	Gasket for 3" stainless milk line clamp	1
8	99751	Clear diaphragm	1
9	99886	Plunger less diaphragm	1
	99885	Plunger assembly (Includes: 8 & 9)	
10	92294	Cord grip	1
11	99879	Plastic terminal cover ONLY	1
12	99185	Replacement silicone gasket	1
13	99177	Breakaway clamp spring	1
14	91810	Stainless 3" milk line clamp (Includes: 7)	1

## #99148

### Replacement Vacuum Top Assembly

Sold on pg. 121



ITEM	PART #	DESCRIPTION	QTY
1	99889	Blue nut	1
2	NS2570	5/32 x 1/8 male connector	1
3	99883	Vacuum top	1
4	99875	Plunger (One piece)	1

## #91960


### Replacement Air Top Assembly for Visoflow Sensor

Sold on pg. 128



ITEM	PART #	DESCRIPTION	QTY
1	NS2577	1/4 x 1/8 male elbow	1
2	91845	Nut	1
3	91951	Air top only	1
4	20508	E-clip	1
5	91952	Spool insert	1
6	91957	U-cup	1
7	91958	O-ring	1
8	91953	Air stem	1
9	91954	Spring	1
10	NS5484	Flat washer	1
11	91956	Retaining ring	1
12	99751	Clear diaphragm	1
13	91946	Plunger ONLY	1

Sold on pg. 117



## #99832

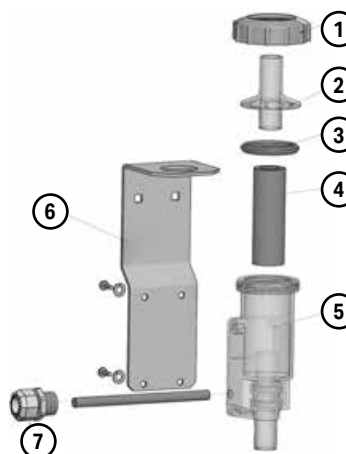
Replacement Sensor / Shutoff  
Assembly for 2100 / 2101

ITEM	PART #	DESCRIPTION	QTY
1	99889	Nut	1
2	99891	Cap	1
3	54326	1½" tri clover gasket	1
4	99830	Rubber shutoff hose	1
5	99832	Sensor / shutoff	1
6	992563	Cord grip, PG 13.5	1

## #99831

Replacement Sensor / Shutoff  
Assembly for 2100 / 2101 with  
Mounting Bracket

ITEM	PART #	DESCRIPTION	QTY
1	99889	Nut	1
2	99891	Cap	1
3	54326	1½" tri clover gasket	1
4	99830	Rubber shutoff hose	1
5	99832	Sensor / shutoff	1
6	99819	Bracket	1
7	92563	Cord grip, PG 13.5	1



Sold on pg. 117



## A

ACME Transformers.....	136
Adaptors, Bucket Lid .....	15
Aeon-PD Oil .....	108
Air Blow Valve .....	59
Air Injectors.....	61
Air Tees.....	8
Air Tubes .....	11
Alarm Bulk Tank.....	79
Arms, Hose Support .....	85
Auto Stallcocks.....	14

## B

B-Style Milk Pump .....	37
Backflush valve.....	59
Balance Tanks.....	108
Bases, Motor .....	100
Bearings, Vacuum Pump .....	104, 114-115
Beco Claw, parts for .....	7
Belts .....	115
Ben Anderson Milk Pumps .....	37
Bender Parts .....	67
Blank Inlet Covers.....	77
Blue Milk Valves.....	78
Blue Pipeline Brackets.....	81
Blue Water Valves .....	66
Bottling, Milk Cans for.....	86
BouMatic Takeoff, parts for.....	116-121
BouMatic Milk Pump, parts for .....	37
BouMatic Pulsator, parts for .....	20
Breakaway Clips .....	136
Bucket Lids .....	88-89
Bucket Units, Cow .....	87
Bucket Units, Goat & Sheep .....	90-91
Buckets, Plastic & Stainless .....	86
Bulbs, Takeoff.....	116, 124, 126
Bulk Tank Alarm.....	79
Bulk Tank Valves .....	60
Bulk Tank Washer .....	69
Butterfly Valves .....	60

## C

Cans, Milk .....	86
Canes, Milk Inlet.....	77-78
CFM Tester .....	109
Chain, Stainless.....	136
Chambers.....	15
Check Valve, Brass .....	107

Check Valves, Milk Pump .....	50
Check Valve, Swing .....	107
ChemGuard.....	84
Chemical Pumps.....	66
Chore Boy Parts .....	79
CIP Units and Parts.....	56-58
CIP Tee .....	56
Clamp, for Surge Receiver.....	26
Clamps, Pipeline.....	72
Clamps, Pinch Style.....	50
Clamps, Squeeze Style .....	13
Claw Parts, for Beco .....	7
Claw Parts, for BouMatic.....	3, 7
Claw Parts, for California .....	7
Claw Parts, for Germania .....	7
Claw Parts, for Harmony .....	6
Claw Parts, for IBA.....	7
Claw Parts, for Chore Boy.....	79
Claw Parts, for NuPulse .....	9-10, 91
Claw Parts, for Surge.....	8
Claw Parts, for Universal .....	7
Claw Parts, for Westfalia .....	4-5, 7
Claw Wash Tubs .....	70
Claws, Goat & Sheep .....	90-92
Claw Washer .....	70
Cleaner, TKX .....	105
Clip, Breakaway .....	136
Closures, Nipple .....	77
Conde Vacuum Pumps .....	94
Contactors.....	47
Coolers, Plate .....	54
Couplings, for Glass .....	73
Crowd gate cylinder for BM.....	116
Cylinder Chain, for Model E .....	137
Cylinder Rope, for DL Takeoff .....	125
Cylinder Rope, for WF Takeoff .....	127

## D

D-Style Milk Pump .....	36
D#95 Pulsators and parts .....	16
Decade Boxes .....	132
Delaval Milk Pump, parts for.....	36
Delaval Takeoff, parts for .....	122-125
Delaval Vacuum Pumps, Rebuilt .....	113
Delatron Pulsators and parts .....	18-19
Delrin Valve.....	13
Depend-o-Drains.....	67
Digital Vacuum Gauge.....	109
Dippers, Teat.....	84
Diverter, Bender.....	67
Diverter, Milk Wash .....	58
Drain, parts for Milk Pump .....	50
Drains, Vacuum Line .....	111
Drains, Wash Vat.....	62
Drip Drain .....	111
Drippers/Oilers.....	106
Drive Kits, for Sutorbilt.....	104
Duckbill Drain.....	56

Dumping Station Parts.....	55
DV-300, parts for .....	15

## E

E 5 & 7.5 Vacuum Pumps.....	112
Eclipse Claw, parts for .....	8
Eco Plate Coolers.....	54
Eco-Wave Washers .....	68-69
Elbows, Drain .....	50
Elbows, Stainless.....	71
Electric Pulsation for goats.....	90
Electrobrain Washer, parts for .....	66
Emergency LLC.....	29
End Caps.....	72
Exhaust Flappers .....	107
EZ By Pass Units .....	101
E-Zee Clean Unit.....	105

## F

Ferrules, Stainless.....	72
Filter Assemblies and parts.....	51-52
Filter Dispensers.....	51
Filter Grommets.....	52
Filters, Milk .....	51-53
Filters, Pre .....	108
Fittings, Galvanized.....	107
Fittings, Stainless.....	71-75
Flapper Valves, Rubber .....	50
Flappers, Exhaust.....	107
Flashlights .....	80
Flo-Star, claws and parts.....	3
Flo-Vu Style claw .....	6
Foam-It and parts.....	84
Fresh Air Pulsation Filter .....	21
Fresh Cow Lid .....	88-89
Fuji Inverters.....	101
Full-View style claw .....	7

## G

Galvanized Fittings.....	107
Gaskets, Lid .....	89
Gaskets, Pipeline .....	74
Gate, Head Lock .....	83
Gate Valves, PVC.....	107
Gauges, Vacuum.....	109
Germania Claws and parts .....	7
Germania Takeoff, parts for .....	139-140
Glass Couplings.....	73
Glitex Clear Tubing .....	12
Goosenecks, for Milk Inlets.....	77-78
Grease, for lobe vacuum pumps.....	108

## H

H-Manifold for DL and parts .....	58
Hand Sink .....	58
Hangers, Pipeline .....	81



Harmony claw, parts for .....	6
Head Lock Gate .....	83
Horizontal Moisture Trap .....	28
Horizontal Wash Vats .....	62
Hose Clip .....	81
Hose Hooks .....	81
Hose Reinforcement Spring .....	13
Hose Rings .....	13
Hose .....	12
Hose Routing Ports .....	79
Hose Support Arms .....	85
HP Pulsator, parts for .....	17

## I

IBA Style Claw, parts for .....	7
Illustrations .....	147-181
ImPulse CL .....	46
Impeller, Mueller, for wash .....	64
Impellers, for milk pumps .....	36-37, 41, 48
Inflation Changers .....	11
Inflation plugs .....	11
Inflations .....	11
Inflations, Goat & Sheep .....	90-92
Inlets, Milk .....	77-78
Inline Filter Assemblies .....	52
Interpuls, Adaptors for .....	15
Interpuls Pulsator, parts for .....	21
Interpuls Takeoff Sensor .....	134
Inverters .....	101-103

## J

J-Sleeves .....	107
Jet Flo Shell .....	11
Jetter Cups .....	56, 58
Jetter Racks & parts .....	56
Jug Filler .....	83

## K

Ken Ag, Milk Filters .....	53
Kleen Flo® Air Injectors .....	61
Kleen Flo® Claws .....	4-5
Kleen Flo® Inflation .....	11
Kleen Flo® LLC & Probes .....	29-34
Kleen Flo® Milk Pumps & parts .....	35-41
Kleen Flo® Pasteurizer .....	80
Kleen Flo® Takeoff .....	134-135
Kleen Flo® Washer .....	68-69

## L

Labels, for Takeoffs .....	138
LED Bulb, for BM .....	116
Lever Stallcocks .....	14
Lid Gaskets .....	89
Lids, Bucket .....	88-89
Limit Switch .....	59
Line Drain .....	111

Links, Split .....	136
Liquid Level Control, and parts for .....	29-34
Lowline Reciever Group Pkgs .....	25

## M

MA Valves .....	140
Mac Valve for Delaval Air Injector .....	61
Mac Valve for Delaval Takeoff .....	125
Mac Valve for Surge Takeoff .....	131
Magnetic, Delaval Pulsation parts for .....	17
Maple Operations, Vacuum System for .....	109
Mark II Regulator, and parts for .....	110
Masport Pumps .....	112
Milk Buckets .....	86
Milk Cans, Stainless .....	86
Milk Filter Assemblies, and parts for .....	51-52
Milk Filters .....	53
Milk Inlets .....	77-78
Milk Jug Filler .....	83
Milk Line Clamp, Metatron .....	129
Milk Pump Check Valves .....	50
Milk Pump Drains .....	50
Milk Pump Seal Kits .....	35
Milk Pumps .....	36-39
Milk Pump Motors .....	42-45
Milk Pump Phase Converter .....	47
Milk Tubes .....	12
Milk Valves .....	78
Milk Wash Vats .....	63
Mini Milker, NuPulse .....	94
Miscellaneous Items .....	79-85
Mitered Bends .....	74
Mixing Valve .....	62
Model B & SB GM Takeoff, parts for .....	140
Moisture Trap, Horizontal .....	28
Moisture Trap for Releaser Jar .....	55
Moisture Trap, White Rippled .....	27
Motor Bases .....	100
Motor Starters .....	101
Motors, Milk Pump .....	42-45
Motors, Tank Washer .....	43
Motors, Vacuum Pump .....	100
Mounting Stands, for Receivers .....	26
Mueller, parts for wash .....	64-65
Mufflers .....	99

## N

Nipple Closures .....	77
NuPulse Cow Milker and Parts .....	9-10
NuPulse Goat Milker and parts .....	91
NuPulse ImPulse III Probe .....	46
NuPulse Mini Milker .....	94
NuPulse Reflex VSD .....	102-103
NuPulse Shells .....	11
Nuts, Hex .....	72

## O

Oil, AEON-PD, for lobe pumps .....	108
Oilers & Drippers .....	106
Oil, for vane pumps .....	108
Oil Reclaimers .....	111
Oil, Ultrachem, for lobe pumps .....	108
Omni Takeoff, parts for .....	131
Orbit, parts for .....	8
Order Forms .....	24, 141-146

## P

Pails .....	86
Pasteurizer, Kleen Flo® .....	80
Peristaltic Pumps & parts .....	66
Pinch Valve, Squeeze .....	13
Pinch Valve, Vacuum Operated .....	50
Pipeline Clamps .....	72
Pipeline Fittings .....	71-75
Pipeline Gaskets .....	74
Pipeline Hanger .....	81
Pipeline, Stainless .....	71
Plastic Buckets .....	86
Plastic Trap Lids .....	89
Plate Coolers .....	54
Plugs, Inflation .....	11
Pneumatic Butterfly Valve .....	60
Pneumatic Hose Shutoff .....	50
Portable Vacuum Pumps .....	93-94
Ports, Routing .....	79
Power Supply for BM Takeoffs .....	117
Pre-Filters, PVC .....	108
Probe Assembly .....	29-34
PT Valves for GM .....	139-140
Pulsation Wire .....	17
Pulsator Adaptors .....	15
Pulsator, D#95 Vacuum .....	16
Pulsator Parts, BouMatic .....	20
Pulsator Parts, Delaval .....	17-19
Pulsator Parts, Surge .....	22
Pulsator Parts, Universal .....	21
Pulsator Parts, Westfalia .....	23
Pumping Station Parts .....	55
Pump, Milk .....	36-39
Pump, Peristaltic .....	66
PVC Balance Tanks .....	108
PVC Pre-Filter .....	108

## Q

Quart Jar Moisture Trap .....	55
Quarter Milkers .....	80

## R

Rack, CIP .....	56
RBS Vacuum Pumps .....	98-99
Receiver, Group Packages .....	25
Receiver Lid .....	26

Receiver, Order Forms .....	24
Receiver Stands.....	26
Receivers, Fixed Bottom.....	26
Reclaimers, oil .....	111
Reducers .....	73
Reed Switches, BM Probe .....	34
Reed Switches, for DL Takeoff .....	123
Reflex VSD .....	102-103
Regulators .....	110
Relay, LLC .....	31
Releaser Parts.....	55
Repair Link.....	136
Restrictor, CIP.....	50, 56
Restrictor Discs .....	50
RMA Form .....	146
Roll-On Ferrules.....	72
Rope, for DL .....	125
Rope, for WF .....	127
Routing ports.....	79
Rubber Hose .....	12

## S

Screens, Tri Clamp.....	74
Schwartz, Milk Filters.....	53
Seal Kits, Milk Pump.....	35
Seals, Vacuum Pump .....	104, 114-115
Sentinel Regulators, and parts for .....	110
Sheep, Clusters.....	90-92
Shells, Cow .....	11
Shells, Goat & Sheep .....	90-92
Shutoff, Pneumatic.....	50
Shutoffs, for Air Takeoffs .....	121, 140
Shutoff Valve, for Vacuum Takeoffs.....	121
Silencers .....	99
Sinks, and parts for .....	62
Sleeve, Rubber 6J & 8J .....	107
Smart Mix Teat Dip Mixer .....	82
Snaps, Stainless .....	136
Solenoid, for BM Takeoffs .....	118
Solenoid, for Plate Cooler .....	54
Split Links .....	136
Spring, Hose Reinforcement.....	13
Sputnik, parts for .....	55
Squeeze Clamps .....	13
SST#2 Takeoff, parts for .....	122-123
Stainless Chain .....	136
Stainless Fittings.....	71-75
Stainless Snaps .....	136
Stainless Steel Motors.....	42-43
Stainless Tubing .....	71
Stallcocks, and parts for .....	14
Stands, Receiver.....	26
Stands, Vacuum Pump .....	97, 99
Starters, Motors .....	101
Strainer, Stainless, and parts for .....	52
Strangko Pulsator Kits .....	21
Subway Caps .....	79
Super Claw & Super Lite Claw .....	6

Surge, Pulsation parts for .....	22
Surge, Rebuilt Vacuum Pumps.....	113
Surge, Vacuum Pump parts for .....	115
Sutorbilt Vacuum Pumps.....	96-97
Swing Check Valves.....	107
Swivel Bottom Receivers Parts.....	26

## T

Takeoff Chain, stainless .....	136
Takeoff Labels.....	138
Takeoff Parts, for BM.....	116-121
Takeoff Parts, for DL.....	122-125
Takeoff Parts, for GM.....	139-140
Takeoff Parts, for Kleen Flo® .....	134-135
Takeoff Parts, for Surge .....	130-131
Takeoff Parts, for UN .....	132
Takeoff Parts, for WF .....	126-129
Tanks, Balance.....	108
Teat Dippers.....	84
Tee, CIP .....	56
Tees, Tri clamp & Weld-On .....	71
Teflon Gasket.....	74
Tension Hanger .....	82
Terminals, Circuit Board.....	136
Test Power Supply box.....	80
Threaded NPT Adaptors.....	73
Tidal-Flo Style Claw.....	7
TKX Oil .....	105
Tool, Window Removal .....	7
Transfer Hose & Fittings.....	49
Transfer Milk Pumps.....	37-39
Transformer, ACME .....	136
Transformer, Kleen Flo® .....	136
Transformers, for BM Pulsation .....	20
Trap Bends.....	27-28
Trap, parts for .....	27-28
Tri Clamp Fittings & Gaskets .....	71-75
Tubing, Stainless .....	71
Tubing .....	12

## U

U-Bends, 180° .....	74
U-Cups, for GM .....	140
U-Hangers.....	82
Ultrachem Oil.....	108
Universal Claw, parts for .....	7
Universal Milk Pump, parts for.....	48
Universal Takeoff, parts for .....	132
Universal Pulsator .....	21

## V

Vacupulse, parts for .....	23
Vacurex, filter for.....	110
Vacuum Controllers.....	110
Vacuum Drain Valve .....	111
Vacuum Gauges.....	109
Vacuum Pump Motors .....	100

Vacuum Pumps, BouMatic .....	113
Vacuum Pumps, DeLaval.....	113
Vacuum Pumps, E 5 and E 7.5.....	112
Vacuum Pumps, Masport .....	112
Vacuum Pumps, Oil for .....	108
Vacuum Pumps, Portable.....	93-94
Vacuum Pumps, RBS .....	98-99
Vacuum Pumps, Surge .....	113
Vacuum Pumps, Sutorbilt.....	96-97
Vacuum Pumps, Westfalia.....	113
Vacuum System, for Maple Operations .....	109
Valve, Air Blow .....	59
Valves, Backflush .....	59
Valves, Butterfly and Bulk Tank .....	60
Valves, Gate .....	107
Valves, for Germania .....	139-140
Valves, Milk.....	77-78
Valves, Shutoff.....	13
Valves, PT 421 .....	140
Valves, PVA .....	60
Valve, Water .....	66
Vanes, Vacuum Pump.....	114-115
Variable Speed Drive Pkgs .....	102-103
Vertical Wash Vats.....	62-63
Vibratory Chambers.....	83
VSO Takeoff parts.....	130

## W

Waikato Meters parts .....	85
Wash, Mueller parts for .....	64-65
Wash Plugs .....	58
Wash Vats .....	62
Wash Vats, for milk .....	63
Wash Y's.....	73
Washer, Bender Pipeline .....	67
Washer, Kleen Flo® .....	68-69
Wash Tubs for Claws.....	70
Water Valves .....	66
Water Works Box .....	69
Westfalia Pulsator, parts for.....	23
Westfalia Lid, parts for .....	88
Westfalia Takeoff, parts for .....	126-129
Windows, for Claw.....	7-8
Wire, for Pulsation.....	17

## Y

Y Check Valves.....	59
Y, for Single Pulsation.....	6
Y, Wash.....	73
Y, Lateral .....	73











# NEW PRODUCTS

## VNE 3 Way PVA Divertor Valves



- 17144** 1" VNE 3 way PVA divertor valve – *air actuated*
- 17145** 1.5" VNE 3 way PVA divertor valve – *air actuated*
- 17146** 2" VNE 3 way PVA divertor valve – *air actuated*
- 17147** 2.5" VNE 3 way PVA divertor valve – *air actuated*
- 17148** 3" VNE 3 way PVA divertor valve – *air actuated*
- 17149** 4" VNE 3 way PVA divertor valve – *air actuated*

**SEE PAGE 60**

## Replacement board for MilkMaster



**98673**

**SEE PAGE 124**

## Front Cover / Keypads for DeLaval® Takeoffs



**98560**



**98565**

**SEE PAGE 125**